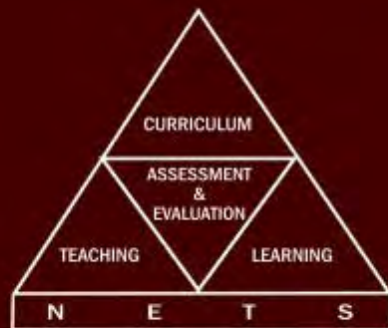


For schools
with
20 or more
candidates

SCHOOL PERFORMANCE INDICES



RESEARCH & DEVELOPMENT (SCHOOL EXAMINATIONS) BRANCH
DEPARTMENT OF EXAMINATIONS - SRI LANKA
NATIONAL EVALUATION & TESTING SERVICE

2017

NEW SYLLABUS

G.C.E. (O/L) EXAMINATION

School Performance Indices - G.C.E. (O/L) Examination – 2017 (New Syllabus)
(Schools with 20 or more candidates)

A publication of
Research & Development Branch (School Examinations)
Department of Examinations, Sri Lanka
National Evaluation & Testing Service

පාසල් සාධන දර්ශක – අ.පො.ස. (සා/පෙළ) විභාගය – 2017 (නව විෂය නිර්දේශය)

ප්‍රසිද්ධ විභාගවලට අදාළ ව පාසල්වල සාධනය සංසන්දනාත්මකව තක්සේරු කිරීමේ ක්‍රමවේදයක් ලෙස ශ්‍රී ලංකා විභාග දෙපාර්තමේන්තුව ප්‍රසිද්ධ පාසල් විභාගවල දී විභාග අපේක්ෂකයින් විසින් පෙන්නුම් කරන සාධනය මත පදනම්ව සකස් කරන ලද පාසල් සාධන දර්ශක ප්‍රකාශයට පත් කරයි. මෙම වාර්තාවෙන් අ.පො.ස. (සා/පෙළ) විභාගය – 2017 (නව විෂය නිර්දේශය)ට අදාළව සකස් කරන ලද දර්ශක ඉදිරිපත් කෙරේ.

සංසන්දනයේ පහසුව හා සාධාරණත්වය සඳහා අපේක්ෂකයින් 20 ක් හෝ ඊට වැඩි සංඛ්‍යාවක් සිටින පාසල් සහ අපේක්ෂකයින් 20 ට වඩා අඩු පාසල් වශයෙන් කාණ්ඩ දෙකකට පාසල් වර්ග කර ඇත. මෙම කාණ්ඩ දෙක සඳහා වෙන වෙනම වාර්තා සකස් කර ඇති අතර, අදාළ පළාත්, දිස්ත්‍රික්ක සහ අධ්‍යාපන කලාපවලට අනුව පාසල් ලැයිස්තුගත කිරීමත්, පාසල් සාධන දර්ශක භාවිතා කරමින් එම ප්‍රදේශ සහ දිවයින් මට්ටමින් ඔවුන්ගේ සාධනය අනුව තරාවන් ලබා දීමත් සිදුව ඇත.

මෙම වාර්තාවේ අපේක්ෂකයින් 20 ක් හෝ ඊට වැඩි සංඛ්‍යාවක් සිටින පාසල් සඳහා දර්ශක සහ තරාවන් ලබා දී ඇති අතර, හඳුනා ගැනීමේ පහසුව සඳහා දිවයින් ඉහළම සාධනයක් සහිත පාසල් පළමුව ලැයිස්තු ගත කර ඇත.

මෙම දර්ශක භාවිතා කිරීමේ බොහෝ අරමුණු අතර, පහත දැක්වෙන ඒවා ප්‍රමුඛ ලෙස සැලකිය හැකිය.

- අහඹු නිර්ණායක (උදාහරණයක් ලෙස ‘A’ ශ්‍රේණි 9 ක් ලබා ගන්නා අපේක්ෂකයින් සංඛ්‍යාව) වෙනුවට කාර්ය සාධනය පිළිබඳ වඩාත් විශ්වාසදායක දර්ශකයක් ලෙස භාවිතා කිරීමට

- අ.පො.ස. (සා/පෙළ) විභාගයේ දී අනෙකුත් පාසල්වල සාධනය හා සැසඳීමේ දී පාසල් ස්ථානගත කිරීම හඳුනා ගැනීමට
- අනෙකුත් පාසල් හා සැසඳීමේදී පෙර වර්ෂයට සාපේක්ෂව පාසලක සාධනය සම්බන්ධ දියුණුව හෝ පරිහානිය හඳුනා ගැනීමට
- සාධනය වැඩි දියුණු කිරීම වෙනුවෙන් මැදිහත් වීම සඳහා අඩු සාධනයක් සහිත පාසල් හඳුනා ගැනීමට
- සාධනය අනුව පාසල් වර්ගීකරණය කිරීමට
- අඩු සාධනයක් සහිත පාසල් වැඩිදියුණු කිරීම සඳහා සංවර්ධන වැඩසටහන් ක්‍රියාත්මක කිරීම වෙනුවෙන් පාසල්වල සාධනය පිළිබඳ මධ්‍යම හා ප්‍රදේශීය අධ්‍යාපන අධිකාරීන්ගේ (අධ්‍යාපන අමාත්‍යාංශය / පළාත් අධ්‍යාපන අමාත්‍යාංශ සහ දෙපාර්තමේන්තු වැනි) දැනුවත්භාවය සඳහා
- සිසුන් සංඛ්‍යාව, කාර්ය මණ්ඩලය ආදිය සැලකිල්ලට ගනිමින් පාසල්වල කාර්යක්ෂමතාව සංසන්දනය කිරීමට සහ ප්‍රශස්ත ලෙස සම්පත් වෙන් කිරීම තීරණය කිරීමට

ඉහත සඳහන් අරමුණු සඳහා මෙම දර්ශක ඵලදායී ලෙස භාවිතා කරන මෙන් අධ්‍යාපන ක්‍රියාවලියට සම්බන්ධ සියලු දෙනාගෙන් මම ඉල්ලා සිටිමි.



බී. සනත් පුජිත
විභාග කොමසාරිස් ජනරාල්

සාධන දර්ශක සඳහා වන ගණනය කිරීම

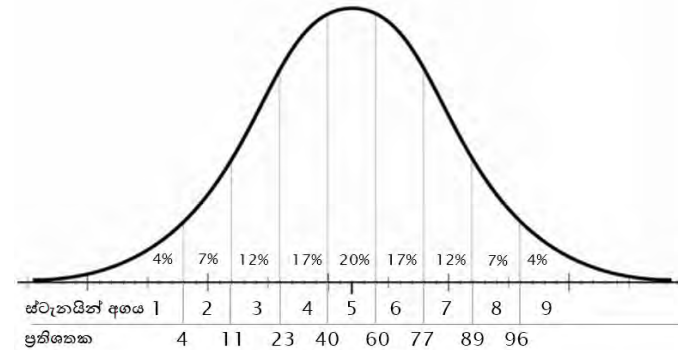
පළමු වරට අ.පො.ස. (සා/පෙළ) විභාගය සඳහා පෙනී සිටි පාසල් අපේක්ෂකයින් විසින් ලබා ගත් දළ ලකුණු සාධන දර්ශක සඳහා වන ගණනය කිරීමේ දී සලකා ඇත. අදාළ ගණනය කිරීමේ ක්‍රියාවලිය පහත පරිදි දැක්විය හැකිය.

- i. සියලු ම සිසුන් හැදෑරිය යුතු විෂයවල දළ ලකුණුවලට එම එක් එක් විෂයයේ ලකුණු ව්‍යාප්තිය අනුව 'ස්ථානයන්' අගයන්' ලබා දීම සිදු කෙරේ. ස්ථානයන් අගයන් ලබා දීම පිළිබඳ විස්තරයක් 1 වන වගුවෙන් එහි සන්නිදර්ශනයක් 1 වන රූපයේත් දක්වා ඇත.

වගුව 1: ශිෂ්‍ය සාධනය සහ ඊට අනුරූප ස්ථානයන් අගයන්

සාධනය පිළිබඳ ප්‍රතිමානක විස්තරය	ශිෂ්‍ය ප්‍රතිශතය	ස්ථානයන් අගය	අනුරූප ප්‍රතිශතක තරා පරාසය
ඉතා ම ඉහළ	4	9	96 - 100
ඉතා ඉහළ	7	8	89 - 96
ඉහළ	12	7	77 - 89
සාමාන්‍යයට ඉහළ	17	6	60 - 77
සාමාන්‍ය	20	5	40 - 60
සාමාන්‍යයට පහළ	17	4	23 - 40
පහළ	12	3	11 - 23
ඉතා පහළ	7	2	4 - 11
ඉතා ම පහළ	4	1	0 - 4

රූපය 1: ශිෂ්‍ය ප්‍රතිශතය සහ අනුරූප ස්ථානයන් අගය



- ii. සියලු ම සිසුන් හැදෑරිය යුතු විෂයන්ගෙන් එක් එක් විෂයට අදාළ ව කිසියම් පාසලක සාධනය සම්බන්ධව සංඛ්‍යාත්මක දර්ශකයක් ලබා ගැනීම සඳහා, එම 'පාසලට හා විෂයට' අදාළ වන ස්ථානයන් අගයන්හි සාමාන්‍යය ගණනය කෙරේ.
- iii. ඉලක්කම් දෙකක වටයන ලද අගයක් ලබා ගැනීමේ අරමුණින්, මෙම සාමාන්‍ය අගයය 10 න් ගුණ කර ආසන්නතම පූර්ණ සංඛ්‍යාවට වටයනු ලැබේ. එසේ ලබා ගත් අගයන් කිසියම් පාසලක 'විෂයන් සඳහා වන සාධන දර්ශක' ලෙස සැලකේ.
- iv. කිසියම් පාසලක සමස්ත සාධනය දැක්වෙන 'පාසල් සාධන දර්ශකය' ගණනය කිරීම සඳහා, 'විෂයන් සඳහා වන සාධන දර්ශකවල' සාමාන්‍ය අගය ගණනය කර ආසන්නතම පූර්ණ සංඛ්‍යාවට වටයනු ලැබේ.

මෙම 'පාසල් සාධන දර්ශක' මත පදනම්ව අධ්‍යාපන කලාප, දිස්ත්‍රික්, පළාත් හා ජාතික මට්ටමින් පාසල්වලට තරාවන් ලබා දීම සිදු වේ.

பாடசாலை செயலாற்றுகைச் சுட்டிகளுக்கான கணித்தல்

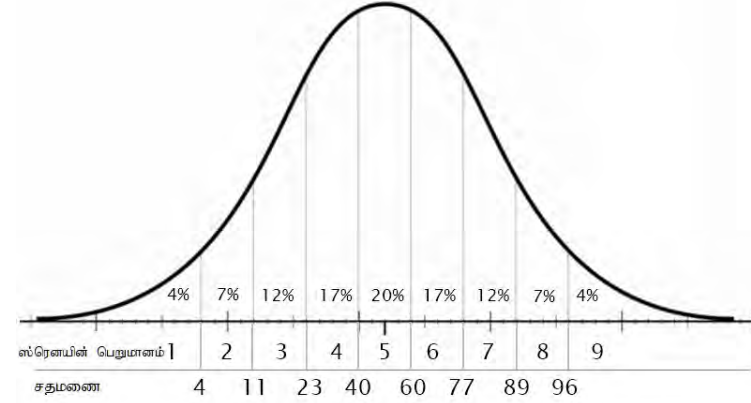
முதன்முறையாக க.பொ.த.(சா/தர)ப் பரீட்சைக்குத் தோற்றிய பாடசாலைப் பரீட்சார்த்திகளினால் பெற்றுக் கொள்ளப்பட்ட மூலப் புள்ளிகள் செயலாற்றுச் சுட்டிகளுக்கான கணித்தலின்போது கருத்திற்கொள்ளப்படுகின்றது. உரிய கணித்தல் செயன்முறை பின்வருமாறு அமையும்.

- அனைத்து மாணவர்களும் தோற்ற வேண்டிய பாடங்களின் மூலப் புள்ளிகளுக்கு அவ்வொவ்வொரு பாடத்தினதும் புள்ளிப்பரம்பலுக்கு ஏற்ப 'ஸ்ரெனயின் பெறுமானம்' வழங்கப்படும். ஸ்ரெனயின் பெறுமானம் வழங்குவது தொடர்பான விளக்கம் அட்டவணை 1 இலும் விளக்கப்படம் உரு 1 இலும் காட்டப்பட்டுள்ளன.

அட்டவணை 1 : மாணவர்களின் செயலாற்றுகைகளுக்கும் அதற்கு ஒத்த ஸ்ரெனயின் பெறுமானங்களும்

அடைவு தொடர்பான நியதிசார் விளக்கம்	மாணவர் சதவீதம்	ஸ்ரெனயின் பெறுமானம்	சதமனை வகுதிகளுக்கு ஒத்த வீச்சு
மிகவும் உயர்ந்த	4	9	96 - 100
மிக உயர்ந்த	7	8	89 - 96
உயர்ந்த	12	7	77 - 89
சராசரியிலும் உயர்ந்த	17	6	60 - 77
சராசரி	20	5	40 - 60
சராசரியிலும் தாழ்ந்த	17	4	23 - 40
தாழ்ந்த	12	3	11 - 23
மிக தாழ்ந்த	7	2	4 - 11
மிகவும் தாழ்ந்த	4	1	0 - 4

உரு 1: மாணவர் சதவீதமும் அதற்கு ஒத்த ஸ்ரெனயின் பெறுமானமும்



- அனைத்து மாணவர்களும் தோற்றவேண்டிய பாடங்களின் ஒவ்வொரு பாடத்துக்கும் உரிய யாதாயினும் ஒரு பாடசாலையின் செயலாற்றுகை தொடர்பாக எண்ரீதியான சுட்டியொன்றைப் பெற்றுக் கொள்வதற்கு 'அப்பாடசாலைக்கும் பாடத்துக்கும்' உரிய ஸ்ரெனயின் பெறுமானங்களின் சராசரி கணிக்கப்படும்.
- இரு இலக்க முழு எண் பெறுமானமொன்றைப் பெற்றுக்கொள்ளும் நோக்கோடு, இச்சராசரிப் பெறுமானம் 10 இனால் பெருக்கப்பட்டு கிட்டிய முழுவெண்ணுக்கு மாற்றப்படும். அவ்வாறு பெற்றுக்கொள்ளப்பட்ட பெறுமானங்கள் ஏதேனும் ஒரு பாடசாலையின் 'பாடங்களுக்கான செயலாற்றுகைச் சுட்டிகள்' எனக் கருதப்படும்.
- ஏதேனும் ஒரு பாடசாலையின் ஒட்டுமொத்த செயலாற்றுகையைக் காட்டும் 'பாடசாலை செயலாற்றுகைச் சுட்டி' ஐக் கணிப்பதற்கு 'பாடங்களுக்கான செயலாற்றுகைச் சுட்டிகளின்' சராசரிப் பெறுமானம் கணிக்கப்பட்டு கிட்டிய முழுவெண் பெறுமானத்துக்கு மாற்றப்படும்.

இவ்வாறு 'பாடசாலை செயலாற்றுகைச் சுட்டிகள்' இன் அடிப்படையில் கல்வி வலயங்கள், மாவட்டங்கள், மாகாணங்கள் மற்றும் தேசிய மட்டங்களில் பாடசாலைகளுக்கு தரநிலைகள் வழங்கப்படும்.

School Performance Indices – G.C.E. (O/L) Examination – 2017 (New Syllabus)

As a means of assessing performances of schools in public examinations comparatively, the Department of Examinations – Sri Lanka publishes the indices for performances of schools prepared on the basis of the ability demonstrated by candidates in public school examinations. The indices prepared for the G.C.E (O/L) Examination – 2017 (New Syllabus) are presented in this report.

For the convenience of the comparison and fairness, the schools are categorized into two groups: schools with 20 or more candidates and schools with less than 20 candidates. Reports are prepared separately for these two categories and the schools are listed according to the relevant province, district and education zone giving them ranks according to their performances in the levels of those regions and the Island using school performance indices.

In this report, indices and ranks are given for the schools with 20 or more candidates and the best performing schools in the island are listed first for the ease of identification.

Among many purposes of using these indices, the following can be considered the foremost

- For using as a more reliable indicator of performance instead of arbitrary criteria (for example number of candidates obtaining 9 'A' grades)
- For identifying the placement of schools in comparison with the performance of other schools in the G.C.E (O/L) examination

- For identifying the improvement or decline of performance of a school compared to the previous year in comparison with the other schools.
- For identifying low performing schools for interventions of improving performance.
- To categorize schools in terms of their performances.
- To create awareness of the performance of schools among central and regional education authorities (such as Ministry of Education / Provincial Ministries and Departments of Education) to conduct development programmes to upgrade low performing schools.
- To compare the efficiencies of schools taking into account the number of students, staffing etc. and to determine optimal allocations of resources.

I request all those involved in the process of education to make effective use of these indices for the above-mentioned purposes.



B. Sanath Pujitha
Commissioner General of Examinations

Computation for Performance Indices

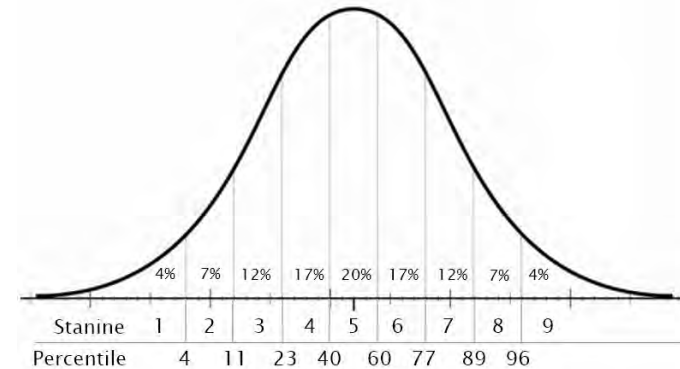
The raw scores obtained by the school candidates who sat for the G.C.E. (O/L) Examination for the first time are considered in the computation for performance indices. The relevant process can be outlined as follows.

- i. 'Stanine value' are assigned for the raw scores of the subjects which all students are required to study according to the distribution of the marks in each subject. A description of the assignment of stanine values is given in Table 1 and illustrated in Figure 1.

Table 1: Student Achievement and corresponding stanine values

Normative description of achievement	Percentage of students	Stanine Value	Corresponding range of percentile ranks
Highest	4	9	96 - 100
Higher	7	8	89 - 96
High	12	7	77 - 89
Above Average	17	6	60 - 77
Average	20	5	40 - 60
Below Average	17	4	23 - 40
Low	12	3	11 - 23
Lower	7	2	4 - 11
Lowest	4	1	0 - 4

Figure 1: Percentage of students and corresponding stanine values



- ii. In order to obtain a numerical indicator for the performance of a school in each of the subjects which all students are required to study, the average of the stanine values relevant to that 'school and subject' is computed.
- iii. With the purpose of obtaining a rounded off two-digit value, the average value is multiplied by 10 and rounded off to the nearest integer. These values are considered 'performance indices for the subjects' of a particular school.
- iv. In order to compute the 'School Performance Index' which denotes the overall performance of a particular school, the average value of the 'performance indices of subjects' is computed and rounded off to the nearest integer.

Based on these 'School Performance Indices', schools are given ranks in education zonal, district, provincial, and national levels.

Table of Contents

	Page
Best-Performing Schools	01
Western Province	07
Central Province	41
Southern Province	70
Northern Province	91
Eastern Province	109
North Western Province	133
North Central Province	156
Uva Province	170
Sabaragamuwa Province	185

School Performance Indices - G.C.E. (O/L) Examination – 2017 (New Syllabus)

(Schools with 20 or more candidates)

BEST-PERFORMING SCHOOLS

School Performance Indices – G.C.E (O/L) Examination – 2017 (New Syllabus) - Best Performing Schools

(Schools with 20 or more candidates)

School	No of Candidates*	Performance Indices of Subjects						School Performance Index	Rank of the School			
		Religion	First Language	English	Science	Mathematics	History		Edu. Zone	District	Province	Island
DEVI BALIKA M.V., COLOMBO 8.	230	82	88	86	85	86	84	85	1	1	1	1
RATHNAWALIE BALIKA M.V., GAMPAHA.	303	85	86	83	85	85	84	85	1	1	1	1
GOVT. SCIENCE VIDYALAYA, MATALE.	156	80	83	80	83	84	79	82	1	1	1	3
PANADURA BALIKA M.V., PANADURA.	180	81	81	81	80	80	79	80	1	1	3	4
PUSHPADANA BALIKA M.V., KANDY.	228	80	79	80	79	80	81	80	1	1	2	4
VISAKA BALIKA VIDYALAYA, COLOMBO 5.	396	77	80	84	82	79	79	80	2	2	3	4
BANDARANAYAKA VIDYALAYA, GAMPAHA.	437	74	76	80	84	80	81	79	2	2	5	7
MUSAEUS COLLEGE, COLOMBO 7.	364	73	77	88	78	78	79	79	3	3	5	7
SRI LANKA SINGAPORE FRIENDSHIP COLLEGE WEERAKETIYA.	89	77	79	73	81	80	82	79	1	1	1	7
THAKSHILA M.M.V., HORANA.	367	75	75	78	80	79	79	78	1	2	7	10
VEMBADY GIRLS' HIGH SCHOOL, JAFFNA.	212	81	82	78	78	78	73	78	1	1	1	10
BANDARANAYAKA M.M.V., VEYANGODA.	309	75	77	74	80	77	76	77	3	3	8	12
PINNAWALA M.M.V., RAMBUKKANA.	208	76	75	78	80	81	74	77	1	1	1	12
ANANDA M.V., COLOMBO 10.	540	71	72	79	79	76	77	76	4	4	9	14
KULIYAPITIYA M.M.V., KULIYAPITIYA.	291	74	73	75	79	78	78	76	1	1	1	14
MAHAMAYA BALIKA VIDYALAYA, KANDY.	317	73	78	79	75	73	75	76	2	2	3	14
RANABIMA ROYAL COLLEGE , PERADENIYA.	147	74	72	77	80	76	79	76	2	2	3	14
SIRIMAVO BANDARANAYAKE B.V., COLOMBO 7.	279	71	76	81	76	76	76	76	4	4	9	14
ANURADHAPURA M.M.V., ANURADHAPURA.	464	73	76	77	77	75	73	75	1	1	1	19
BANDARAWELA MADHYA MAHA VIDYALAYA, BANDARAWELA.	364	74	73	76	77	75	75	75	1	1	1	19
HINDU COLLEGE, JAFFNA.	237	77	76	75	74	75	71	75	2	2	2	19
SEEVALIE M.M.V., RATNAPURA.	282	73	72	74	78	74	78	75	1	1	2	19
SOUTHLANDS VIDYALAYA, GALLE.	320	74	72	75	75	75	76	75	1	1	2	19
ST. JOSEPH'S BALIKA MAHA VIDYALAYA, KEGALLE.	359	75	77	76	73	74	73	75	1	2	2	19

* School Candidates (1st attempt)

School Performance Indices – G.C.E (O/L) Examination – 2017 (New Syllabus) - Best Performing Schools

(Schools with 20 or more candidates)

School	No of Candidates*	Performance Indices of Subjects						School Performance Index	Rank of the School			
		Religion	First Language	English	Science	Mathematics	History		Edu. Zone	District	Province	Island
SUJATHA VIDYALAYA, MATARA.	409	74	75	76	74	74	74	75	1	1	2	19
GIRLS' HIGH SCHOOL, KANDY.	395	73	74	79	73	72	72	74	4	4	5	26
IBBAGAMUWA M.M.V., IBBAGAMUWA.	287	74	73	73	77	73	74	74	1	2	2	26
KEKIRAWA M.M.V., KEKIRAWA.	304	74	76	76	76	71	73	74	1	2	2	26
MALIYADEVA BALIKA MAHA VIDYALAYA, KURUNEGALA.	332	72	76	76	74	73	74	74	1	2	2	26
ST. THOMAS BOYS' COLLEGE, MATALE.	221	68	69	76	81	77	75	74	2	2	5	26
THELIJAWILA M.M.V., THELIJAWILA.	268	72	73	70	76	74	77	74	1	2	4	26
YASODHARA DEVI BALIKA MAHA VIDYALAYA, GAMPAHA.	340	72	77	75	72	72	76	74	4	4	11	26
ANULA VIDYALAYA, NUGEGODA.	356	72	74	78	73	70	72	73	1	6	12	33
BALANGODA ANANDA MAITHREYA MADYA MAHA VIDYALAYA BALANGODA	285	72	70	74	75	74	74	73	1	2	4	33
EHELIYAGODA M.M.V., EHELIYAGODA.	346	74	72	71	74	72	74	73	2	2	4	33
JANADHIPATHI VIDYALAYA, MINUWANGODA.	199	68	70	74	76	74	74	73	1	5	12	33
NALANDA VIDYALAYA, COLOMBO 10.	393	64	71	76	78	74	74	73	6	6	12	33
DHARMASOKA M.V., AMBALANGODA.	453	68	71	74	76	72	72	72	1	2	5	38
FERGUSON GIRLS' HIGH SCHOOL, RATNAPURA.	323	71	73	75	70	70	72	72	3	4	6	38
GOTHAMI BALIKA M.V., COLOMBO 10.	356	70	76	73	72	72	71	72	7	8	15	38
MAHINDA RAJAPAKSHA VIDYALAYA, HOMAGAMA.	667	68	73	75	71	70	72	72	1	8	15	38
METHODIST COLLEGE, COLOMBO 3.	135	74	67	85	71	69	67	72	7	8	15	38
PORAMADULLA M.M.V., RIKILLAGASKADA.	350	70	71	68	73	73	74	72	1	1	7	38
ROYAL COLLEGE, COLOMBO 7.	658	64	66	82	74	73	72	72	7	8	15	38
SANGAMITTA BALIKA M.V., GALLE.	404	70	72	74	71	72	71	72	2	2	5	38
C.M.S. LADIES COLLEGE, COLOMBO 7.	110	68	61	88	69	70	68	71	10	12	19	46
D.S. SENANAYAKA COLLEGE, COLOMBO 7.	508	63	64	78	74	73	71	71	10	12	19	46
DHARMARAJA VIDYALAYA, KANDY.	305	64	66	76	74	72	72	71	5	5	8	46

* School Candidates (1st attempt)

School Performance Indices – G.C.E (O/L) Examination – 2017 (New Syllabus) - Best Performing Schools

(Schools with 20 or more candidates)

School	No of Candidates*	Performance Indices of Subjects						School Performance Index	Rank of the School			
		Religion	First Language	English	Science	Mathematics	History		Edu. Zone	District	Province	Island
HILLWOOD COLLEGE, KANDY.	162	67	72	82	68	65	69	71	5	5	8	46
KALUTARA BALIKA M.V., KALUTARA.	230	70	75	71	70	69	71	71	2	3	19	46
ST. THOMAS GIRLS' HIGH SCHOOL , MATARA.	322	71	74	70	70	71	71	71	2	3	7	46
VINCENT GIRL'S HIGH SCHOOL, BATTICALOA.	157	71	78	72	70	71	65	71	1	1	1	46
FATHIMA MUSLIM LADIES COLLEGE BADULLA.	24	68	70	81	68	68	67	70	1	2	2	53
GANKANDA M.M.V., PELMADULLA.	256	71	70	67	70	70	74	70	4	5	7	53
HARTLY COLLEGE, POINT PEDRO.	135	71	71	66	70	72	69	70	1	3	3	53
HOLY CROSS COLLEGE, GAMPAHA.	239	70	71	77	68	66	70	70	5	6	22	53
PRESIDENT BALIKA VIDYALAYA. KURUNEGALA	119	69	73	75	68	69	66	70	2	4	4	53
SRI SECRED HEART CONVENT BALIKA MAHA VIDYALAYA, GALLE.	178	72	65	74	68	70	70	70	3	4	8	53
SRI SUMANGALA BALIKA MAHA VIDYALAYA, PANADURA.	266	69	70	71	68	71	69	70	3	4	22	53
ST. BRIDGET'S CONVENT, COLOMBO 7.	189	66	64	86	68	68	67	70	12	14	22	53
ST. JOHN'S BALIKA VIDYALAYA, PANADURA.	85	69	70	75	71	68	67	70	3	4	22	53
ST. PAUL'S BALIKA V., COLOMBO 5.	266	66	69	75	72	71	68	70	12	14	22	53
SUJATHA COLLEGE, NUGEGODA.	133	66	69	84	67	65	68	70	2	14	22	53
UVA SCIENCE COLLEGE, HALI-ELA.	150	69	69	72	71	69	69	70	1	2	2	53
VIHARA MAHA DEVI BALIKA VIDYALAYA, KELANIYA.	282	68	70	72	69	68	71	70	1	6	22	53
WENNAPPUWA HOLY FAMILY BALIKA VIDYALAYA, WENNAPPUWA.	264	72	72	72	68	69	68	70	1	1	4	53
ANANDA BALIKA M.V., COLOMBO 10.	252	66	71	73	68	68	67	69	14	17	29	67
BADULLA M.M.V., BADULLA.	355	67	68	69	70	70	70	69	3	4	4	67
D.S.SENANAYAKA M.M.V., MIRIGAMA.	177	66	67	71	70	70	71	69	2	8	29	67
DHRAMAPALA V., PANNIPITIYA.	316	67	68	73	70	69	68	69	3	17	29	67
GALAHITIYAWA M.M.V., GANEMULLA.	270	66	70	70	70	69	70	69	6	8	29	67
HIGHLANDS MADHYA MAHA VIDYALAYA, HATTON.	190	67	70	73	69	67	65	69	1	2	10	67

* School Candidates (1st attempt)

School Performance Indices – G.C.E (O/L) Examination – 2017 (New Syllabus) - Best Performing Schools

(Schools with 20 or more candidates)

School	No of Candidates*	Performance Indices of Subjects						School Performance Index	Rank of the School			
		Religion	First Language	English	Science	Mathematics	History		Edu. Zone	District	Province	Island
MAHANAMA MAHA VIDYALAYA, COLOMBO 3.	370	61	65	72	75	72	71	69	14	17	29	67
MALIYADEWA BOYS VIDYALAYA, KURUNEGALA.	390	64	65	72	73	70	68	69	3	5	6	67
MEERA BALIKA MAHA VIDYALAYA, KATTANKUDY.	132	75	78	68	65	62	63	69	1	2	2	67
RAHULA VIDYALAYA, MATHARA.	408	64	65	72	72	70	72	69	3	4	9	67
ST. ALOYSIUS SEMINARY, COLOMBO 8.	25	73	65	70	66	65	72	69	14	17	29	67
ST. THOMAS' PREPARATORY SCHOOL, COLOMBO 3	80	64	59	82	72	69	66	69	14	17	29	67
THURSTAN V., COLOMBO 3.	264	60	65	75	71	72	72	69	14	17	29	67
TRINITY COLLEGE, KANDY.	258	61	58	84	73	70	69	69	7	7	10	67
VISHAKA BALIKA VIDYALAYA, KULIYAPITIYA.	96	71	72	68	67	69	67	69	2	5	6	67
ANANDA SASTHRALAYA, MATUGAMA.	351	66	66	66	69	71	70	68	1	6	37	82
AVE MARIA BALIKA VIDYALAYA, NEGOMBO.	213	69	66	75	66	65	64	68	1	10	37	82
BOLAWALANA AVE MARIYA CONVENT, NEGOMBO.	111	69	67	75	66	65	65	68	1	10	37	82
GODAPITIYA M.M.V., AKURESSA.	208	66	66	63	72	69	70	68	2	5	10	82
HANWELLA RAJASINGHE M.M.V., HANWELLA.	293	65	67	69	69	69	68	68	2	23	37	82
JANADIPATHI BALIKA VIDYALAYA, GALLE .	188	66	72	66	65	66	72	68	4	5	10	82
KEGALLE BALIKA M.V., KEGALLE.	269	67	70	69	69	68	67	68	2	3	8	82
MAYURAPADA M.M.V., NARAMMALA.	334	67	67	69	69	68	69	68	1	7	8	82
PILIYANDALA M.M.V., PILIYANDALA.	402	65	69	70	69	68	68	68	1	23	37	82
RAJASINGHE M.M.V., RUWANWELLA.	238	67	66	66	69	68	69	68	1	3	8	82
SAIVA MANGAIYAR V., COLOMBO 6.	171	67	71	77	66	65	62	68	19	23	37	82
SANGHABODHI M.M.V., NITTAMBUWA.	327	64	70	67	69	68	68	68	7	10	37	82
SRI SANGHAMITTA BALIKA NATIONAL SCHOOL, MATALE.	223	64	70	70	68	67	68	68	3	3	12	82
ST. JOSEPH'S BALIKA MAHA VIDYALAYA, NUGEGODA.	184	65	72	73	65	64	66	68	1	23	37	82
ST. THOMAS' COLLEGE, MOUNT LAVINIA.	178	64	59	85	70	67	64	68	1	23	37	82

* School Candidates (1st attempt)

School Performance Indices – G.C.E (O/L) Examination – 2017 (New Syllabus) - Best Performing Schools

(Schools with 20 or more candidates)

School	No of Candidates*	Performance Indices of Subjects						School Performance Index	Rank of the School			
		Religion	First Language	English	Science	Mathematics	History		Edu. Zone	District	Province	Island
SUMANA BALIKA V., RATNAPURA.	301	69	70	67	66	68	67	68	5	6	8	82
BISHOP'S COLLEGE, COLOMBO 3.	157	64	63	83	64	65	62	67	20	28	46	98
CHRIST CHURCH BALIKA M.V., BADDEGAMA.	223	68	69	66	65	65	66	67	5	6	12	98
CHUNDIKULI GIRLS' COLLEGE, JAFFNA.	119	70	71	68	64	64	62	67	3	4	4	98
HOLY FAMILY BALIKA MAHA VIDYALAYA, KURUNEGALA.	181	66	66	70	66	66	66	67	4	8	9	98
HOLY FAMILY CONVENT, COLOMBO 4.	196	65	63	83	65	65	62	67	20	28	46	98
METHODIST GIRLS' HIGH SCHOOL, POINT PEDRO.	124	70	70	63	64	67	66	67	2	4	4	98
PANDUWASNUWARA S.W.R.D.BANDARANAYAKE NATIONAL SCHOOL, HETTIPOLA.	223	65	70	67	66	69	67	67	3	8	9	98
SRI SHANMUGA HINDU LADIES' COLLEGE, TRINCOMALEE.	151	71	67	66	65	69	64	67	1	1	3	98
SWARNAMALI BALIKA MAHA VIDYALAYA, KANDY.	258	70	68	68	65	63	69	67	8	8	13	98
WEERAKETIYA RAJAPAKSE M.M.V., WEERAKETIYA.	437	64	64	66	70	69	69	67	2	2	12	98
YASHODARA GIRLS COLLEGE BIBILE.	118	68	70	64	70	65	63	67	1	1	5	98

* School Candidates (1st attempt)

School Performance Indices - G.C.E. (O/L) Examination – 2017 (New Syllabus)

(Schools with 20 or more candidates)

WESTERN PROVINCE

School Performance Indices – G.C.E (O/L) Examination – 2017 (New Syllabus)

(Schools with 20 or more candidates)

Province	WESTERN
District	COLOMBO
Edu. Zone	COLOMBO

School	No of Candidates*	Performance Indices of Subjects						School Performance Index	Rank of the School			
		Religion	First Language	English	Science	Mathematics	History		Edu. Zone	District	Province	Island
DEVI BALIKA M.V., COLOMBO 8.	230	82	88	86	85	86	84	85	1	1	1	1
VISAKA BALIKA VIDYALAYA, COLOMBO 5.	396	77	80	84	82	79	79	80	2	2	3	4
MUSAEUS COLLEGE, COLOMBO 7.	364	73	77	88	78	78	79	79	3	3	5	7
ANANDA M.V., COLOMBO 10.	540	71	72	79	79	76	77	76	4	4	9	14
SIRIMAVO BANDARANAYAKE B.V., COLOMBO 7.	279	71	76	81	76	76	76	76	4	4	9	14
NALANDA VIDYALAYA, COLOMBO 10.	393	64	71	76	78	74	74	73	6	6	12	33
GOTHAMI BALIKA M.V., COLOMBO 10.	356	70	76	73	72	72	71	72	7	8	15	38
METHODIST COLLEGE, COLOMBO 3.	135	74	67	85	71	69	67	72	7	8	15	38
ROYAL COLLEGE, COLOMBO 7.	658	64	66	82	74	73	72	72	7	8	15	38
D.S. SENANAYAKA COLLEGE, COLOMBO 7.	508	63	64	78	74	73	71	71	10	12	19	46
C.M.S. LADIES COLLEGE, COLOMBO 7.	110	68	61	88	69	70	68	71	10	12	19	46
ST. PAUL'S BALIKA V., COLOMBO 5.	266	66	69	75	72	71	68	70	12	14	22	53
ST. BRIDGET'S CONVENT, COLOMBO 7.	189	66	64	86	68	68	67	70	12	14	22	53
ANANDA BALIKA M.V., COLOMBO 10.	252	66	71	73	68	68	67	69	14	17	29	67
MAHANAMA MAHA VIDYALAYA, COLOMBO 3.	370	61	65	72	75	72	71	69	14	17	29	67
ST. THOMAS' PREPARATORY SCHOOL, COLOMBO 3	80	64	59	82	72	69	66	69	14	17	29	67
THURSTAN V., COLOMBO 3.	264	60	65	75	71	72	72	69	14	17	29	67
ST. ALOYSIUS SEMINARY, COLOMBO 8.	25	73	65	70	66	65	72	69	14	17	29	67
SAIVA MANGAIYAR V., COLOMBO 6.	171	67	71	77	66	65	62	68	19	23	37	82
BISHOP'S COLLEGE, COLOMBO 3.	157	64	63	83	64	65	62	67	20	28	46	98
HOLY FAMILY CONVENT, COLOMBO 4.	196	65	63	83	65	65	62	67	20	28	46	98
ST. LAWRENCE COLLEGE, COLOMBO 6.	114	66	63	78	64	65	61	66	22	30	48	109
BUDDHIST LADIES' COLLEGE, COLOMBO 7.	59	63	64	78	61	62	60	65	23	31	53	126
GOOD SHEPHERD'S CONVENT, COLOMBO 13.	233	64	63	79	62	63	61	65	23	31	53	126

* School Candidates (1st attempt)

School Performance Indices – G.C.E (O/L) Examination – 2017 (New Syllabus)

(Schools with 20 or more candidates)

Province	WESTERN
District	COLOMBO
Edu. Zone	COLOMBO

School	No of Candidates*	Performance Indices of Subjects						School Performance Index	Rank of the School			
		Religion	First Language	English	Science	Mathematics	History		Edu. Zone	District	Province	Island
DEFENCE SERVICE COLLEGE, COLOMBO 02.	282	58	60	65	64	66	62	63	25	38	67	168
HINDU COLLEGE, COLOMBO 4.	229	62	60	66	64	59	59	62	26	41	72	183
ST. BENEDICT V., COLOMBO 13.	204	58	57	76	60	61	57	62	26	41	72	183
ST. JOSEPH'S V., COLOMBO 10.	532	60	57	74	59	62	61	62	26	41	72	183
ST. PETER'S COLLEGE, COLOMBO 4.	532	59	52	78	63	62	56	62	26	41	72	183
GOOD SHEPHERD G.T.GIRLS V., COLOMBO 13.	101	59	63	68	60	58	59	61	30	45	83	208
ASOKA VIDYALAYA, COLOMBO 10.	245	52	55	68	61	60	62	60	31	51	92	239
ISIPATHANA VIDYALAYA, COLOMBO 5.	367	55	55	67	61	61	59	60	31	51	92	239
RAMANATHAN HINDU LADIES' COLLEGE, COLOMBO 4.	130	62	63	65	58	58	55	60	31	51	92	239
YASODHARA BALIKA M.V., COLOMBO 8.	226	58	66	60	56	60	59	60	31	51	92	239
CAREY COLLEGE, COLOMBO 8.	165	53	53	70	56	57	57	58	35	61	110	298
LINDSEY BALIKA V., COLOMBO 3.	129	54	61	67	53	55	58	58	35	61	110	298
MUSLIM LADIES' COLLEGE, COLOMBO 4.	265	59	58	74	54	54	49	58	35	61	110	298
WESLEY COLLEGE, COLOMBO 9.	216	50	51	76	61	59	53	58	35	61	110	298
SUJATHA BALIKA VIDYALAYA, COL.5.	28	52	58	66	58	57	55	58	35	61	110	298
LUMBINI M.V., COLOMBO 5.	230	46	49	62	59	58	55	55	40	74	145	441
RATNAWALEE BALIKA M.V., COLOMBO 8.	126	56	55	61	50	56	53	55	40	74	145	441
ST. ANNE'S T.B.V., COLOMBO 13.	81	57	60	63	52	49	47	55	40	74	145	441
ALL SAINT'S BALIKA M.V., COLOMBO 10.	80	58	59	63	46	49	51	54	43	78	154	503
SIR RAZIK FAREED MUSLIM LADIES M. VIDYALAYA COLOMBO 15.	44	54	52	61	57	48	50	54	43	78	154	503
ST. ANTHONY'S BALIKA M.V., COLOMBO 3.	60	55	51	63	53	50	49	54	43	78	154	503
WELLAWATTE RAMAKRISHNA VIDYALAYA, COLOMBO 6.	25	56	48	54	54	52	52	53	46	84	163	586
C.W.W. KANNANGARA M.V., COLOMBO 8.	137	42	46	61	51	55	54	52	47	94	186	690
CLIFTON BALIKA VIDYALAYA, COLOMBO 9.	66	50	56	55	49	49	54	52	47	94	186	690

* School Candidates (1st attempt)

School Performance Indices – G.C.E (O/L) Examination – 2017 (New Syllabus)

(Schools with 20 or more candidates)

Province	WESTERN
District	COLOMBO
Edu. Zone	COLOMBO

School	No of Candidates*	Performance Indices of Subjects						School Performance Index	Rank of the School			
		Religion	First Language	English	Science	Mathematics	History		Edu. Zone	District	Province	Island
FATHIMA MUSLIM LADIES COLLEGE, COLOMBO 12.	159	53	52	64	46	46	48	52	47	94	186	690
AL HIKMA COLLEGE, COLOMBO 12.	71	55	48	58	50	50	49	52	47	94	186	690
ZAHIRA V., COLOMBO 10.	344	48	45	70	49	54	48	52	47	94	186	690
KHAIRIYA M.B.M.V., COLOMBO 9.	150	55	49	63	48	48	45	51	52	99	204	809
VIVEKANANDA M.V., COLOMBO 13.	148	50	48	57	44	46	46	49	53	106	244	1106
R.C. BALIKA V., COLOMBO 13.	27	49	50	53	46	44	43	48	54	111	274	1272
ST. CLARE'S B.M.V., COLOMBO 6.	118	49	47	56	48	43	45	48	54	111	274	1272
ARETHUSA M.V., COLOMBO 6.	21	33	32	60	52	59	40	46	56	120	321	1605
KOTAHENA KUMARA M.VIDYALAYA COLOMBO 13.	42	41	47	54	47	42	45	46	56	120	321	1605
ALEXANDRA COLLEGE, COLOMBO 10.	28	41	33	75	49	42	37	46	56	120	321	1605
AL NASSER M.V., COLOMBO 14.	34	46	47	52	45	42	35	45	59	129	353	1787
COLOMBO CENTRAL HINDU MAHA VIDYALAYA, COLOMBO 13.	48	48	41	48	48	42	41	45	59	129	353	1787
MUTWAL HINDU V., COLOMBO 15.	92	52	45	48	43	41	43	45	59	129	353	1787
ST. JOSEPH'S BALIKA M.V., COLOMBO 14.	112	50	48	50	38	43	42	45	59	129	353	1787
ST. MARY'S BALIKA M.V., COLOMBO 3.	33	47	44	56	41	41	42	45	59	129	353	1787
WOLFENDHAL B.M.V., COLOMBO 13.	104	45	47	54	42	43	38	45	59	129	353	1787
HAMEED-AL-HUSSEINIYA M.V., COLOMBO 12.	150	38	33	60	44	46	41	44	65	139	388	1987
ST. ANTHONY'S BALIKA M.V., COLOMBO 15.	115	47	45	47	39	42	42	44	65	139	388	1987
ST. ANTHONY'S BALIKA VIDYALAYA, COLOMBO 9.	61	43	51	54	40	37	39	44	65	139	388	1987
KANAPATHY HINDU LADIES VIDYALAYA, COLOMBO 12.	70	50	46	47	37	39	40	43	68	149	414	2173
SUSAMAYAWARDHANA MAHA VIDYALAYA, COLOMBO 8.	88	34	38	54	44	45	42	43	68	149	414	2173
AL HIDHAYA MAHA VIDYALAYA, COLOMBO 10.	54	46	41	54	33	41	39	42	70	157	441	2346
HEMAMALI B.V., COLOMBO 10.	52	37	41	49	44	38	42	42	70	157	441	2346
MAHAWATTE ST. ANTHONYS T.M.V., COLOMBO 14.	46	44	50	47	37	37	37	42	70	157	441	2346

* School Candidates (1st attempt)

School Performance Indices – G.C.E (O/L) Examination – 2017 (New Syllabus)

(Schools with 20 or more candidates)

Province	WESTERN
District	COLOMBO
Edu. Zone	COLOMBO

School	No of Candidates*	Performance Indices of Subjects						School Performance Index	Rank of the School			
		Religion	First Language	English	Science	Mathematics	History		Edu. Zone	District	Province	Island
PRESBYTERIAN BALIKA V., COLOMBO 10.	66	41	43	52	38	40	37	42	70	157	441	2346
DE LA SALLE M.M.V., COLOMBO 15.	103	38	31	50	41	43	40	41	74	166	476	2530
HAMZA M. VIDYALAYA, COLOMBO 15.	33	44	38	48	38	39	40	41	74	166	476	2530
AL IQBAL BALIKA M.V., COLOMBO 2.	20	42	40	57	30	34	34	40	76	174	507	2689
ST. ANTHONYS BOYS VIDYALAYA, COLOMBO 13.	63	36	39	52	36	42	37	40	76	174	507	2689
ANURUDDHA BALIKA MAHA VIDYALAYA, COLOMBO 9.	81	36	45	41	37	38	38	39	78	179	529	2808
DUDLEY SENANAYAKE VIDYALAYA, COLOMBO 5.	73	34	37	45	33	36	43	38	79	185	545	2903
ST. JOSEPH'S BOYS' V., COLOMBO 14.	58	36	36	46	33	38	39	38	79	185	545	2903
VELUWANA M.V., COLOMBO 9.	111	33	37	43	34	38	42	38	79	185	545	2903
RAJASINGHE MAHA VIDYALAYA, COLOMBO 9.	38	30	32	45	35	43	35	37	82	189	561	2995
ST. JOHN'S M.V., COLOMBO 15	39	38	35	44	34	33	35	37	82	189	561	2995
VIPULANANTHA T.M.V., COLOMBO 9.	67	36	39	44	35	37	32	37	82	189	561	2995
MAHABODHI M.V., COLOMBO 10.	44	32	27	53	29	38	36	36	85	198	583	3083
ST. JOHN'S M.V., COLOMBO 9.	68	28	29	46	32	40	33	35	86	205	605	3160
T.B. JAYAH ZAHIRA M.V., COLOMBO 2.	32	33	26	56	28	31	31	34	87	209	619	3237
DARUS SALAM M.V., COL.10.	52	38	30	46	28	28	28	33	88	212	628	3287
MODERA ANANDA M.M.V., COLOMBO 15	75	34	34	38	27	30	34	33	88	212	628	3287
ST. LUCIA'S MAHA VIDYALAYA, COLOMBO 13.	71	31	31	48	27	32	30	33	88	212	628	3287
KALAIMAGAL TAMIL VIDYALAYA, COLOMBO 14.	25	42	33	34	30	30	22	32	91	215	639	3318
KOTAHENA M.M.V., COLOMBO 13.	85	25	28	51	30	31	28	32	91	215	639	3318
MAHAWATTE ST.ANTHONYS SINHALA VIDYALAYA, COLOMBO 14.	37	34	31	43	24	28	31	32	91	215	639	3318
SRI PARAKRAMABAHU MAHA VIDYALAYA, COLOMBO 5.	20	29	26	33	36	30	36	32	91	215	639	3318
VIJAYABA MAHA VIDYALAYA, COLOMBO 14.	57	25	35	37	24	28	30	30	95	221	654	3378
JAYANTHI V., COLOMBO 14.	38	26	28	41	24	30	26	29	96	223	657	3390

* School Candidates (1st attempt)

School Performance Indices – G.C.E (O/L) Examination – 2017 (New Syllabus)

(Schools with 20 or more candidates)

Province	WESTERN
District	COLOMBO
Edu. Zone	COLOMBO

School	No of Candidates*	Performance Indices of Subjects						School Performance Index	Rank of the School			
		Religion	First Language	English	Science	Mathematics	History		Edu. Zone	District	Province	Island
MAHAMATHIYA MAHA VIDYALAYA COLOMBO 5.	34	26	26	37	21	28	29	28	97	225	662	3402
AVA MARIA VIDYALAYA, COLOMBO 15.	34	26	30	35	20	27	27	28	97	225	662	3402
SRI SANGHARAJA M.M.V., COLOMBO 10.	56	22	26	37	25	23	24	26	99	228	667	3411
ST. MATHEW'S V., COLOMBO 9.	62	23	22	42	21	26	24	26	99	228	667	3411
SEEVALIE M.M.V., COLOMBO 8.	32	23	27	34	21	23	22	25	101	230	669	3414
Total	14586											

* School Candidates (1st attempt)

School Performance Indices – G.C.E (O/L) Examination – 2017 (New Syllabus)

(Schools with 20 or more candidates)

Province	WESTERN
District	COLOMBO
Edu. Zone	HOMAGAMA

School	No of Candidates*	Performance Indices of Subjects						School Performance Index	Rank of the School			
		Religion	First Language	English	Science	Mathematics	History		Edu. Zone	District	Province	Island
MAHINDA RAJAPAKSHA VIDYALAYA, HOMAGAMA.	667	68	73	75	71	70	72	72	1	8	15	38
HANWELLA RAJASINGHE M.M.V., HANWELLA.	293	65	67	69	69	69	68	68	2	23	37	82
GODAGAMA SUBHARATHI MAHAMATHYA MAHA VIDYALAYA, HOMAGAMA.	174	48	53	55	56	53	56	54	3	78	154	503
JANADHIPATHI V., HOMAGAMA.	248	49	55	50	53	54	56	53	4	84	163	586
HOMAGAMA M.M.V., HOMAGAMA.	312	49	56	56	51	54	53	53	4	84	163	586
PADUKKA SIRI PIYARATHANA M.M.V., PADUKKA.	353	50	51	48	51	52	53	51	6	99	204	809
SEETHAWAKA M.M.V., AVISSAWELLA.	384	48	51	48	50	48	52	50	7	103	223	943
HOMAGAMA M.V., HOMAGAMA.	121	50	49	47	48	46	48	48	8	111	274	1272
LENAGALA JUNIOR SECONDARY VIDYALAYA, DEDIGAMUWA.	20	44	50	44	48	49	48	47	9	117	297	1436
MEEGODA DHARMARAJA VIDYALAYA, MEEGODA.	65	51	52	41	44	46	46	47	9	117	297	1436
MAYADUNNA M.V., HANWELLA.	114	43	46	47	44	46	50	46	11	120	321	1605
PANAGODA SRI PARAKRAMA MAHA VIDYALAYA, HOMAGAMA.	98	44	48	45	44	45	52	46	11	120	321	1605
RAJASINGHE M.V., PADUKKA.	120	43	48	37	39	43	51	44	13	139	388	1987
MATTEGODA VIDYADEEPA M.V., PANNIPITIYA.	125	39	44	45	46	44	45	44	13	139	388	1987
PINNAWALA RAJAPOLA M.V., WAGA.	74	49	48	37	40	41	44	43	15	149	414	2173
WIJAYAWARDHANA MAHA VIDYALAYA, KIRIWATTUDUWA.	109	42	45	40	43	42	47	43	15	149	414	2173
MALAGALA M.V., PUDDUKKA	20	45	45	41	39	40	42	42	17	157	441	2346
ST. MARY'S M.V., AVISSAWELLA.	68	41	48	40	39	39	43	42	17	157	441	2346
KOSGAMA SUMEDHA KANISHTA VIDYALAYA, KOSGAMA.	74	43	45	38	38	41	41	41	19	166	476	2530
PAHATHGAMA R.C.K.V., HANWELLA.	88	42	44	38	38	43	43	41	19	166	476	2530
WETARA M.V., POLGASOVITA.	110	38	41	40	43	40	42	41	19	166	476	2530
JALTHARA MAHA VIDYALAYA, HANWELLA.	23	33	41	43	38	43	40	40	22	174	507	2689
MAGAMMANA MAHA VIDYALAYA, HOMAGAMA.	68	36	41	41	39	38	42	40	22	174	507	2689
KAHAHENA BORALUGODA M.V., WAGA.	56	38	43	35	37	39	42	39	24	179	529	2808

* School Candidates (1st attempt)

School Performance Indices – G.C.E (O/L) Examination – 2017 (New Syllabus)

(Schools with 20 or more candidates)

Province	WESTERN
District	COLOMBO
Edu. Zone	HOMAGAMA

School	No of Candidates*	Performance Indices of Subjects						School Performance Index	Rank of the School			
		Religion	First Language	English	Science	Mathematics	History		Edu. Zone	District	Province	Island
PANALUWA KANISHTA VIDYALAYA, PADUKKA.	22	36	40	42	35	38	41	39	24	179	529	2808
WAGA SRI RATHANASARA M.V., THUMMODARA.	34	34	41	33	40	44	42	39	24	179	529	2808
HABARAKADA KANISHTA VIDYALAYA, HOMAGAMA.	38	38	38	38	28	38	39	37	27	189	561	2995
ST. JOHN BOSCO M.V., HANWELLA.	93	39	36	39	36	37	37	37	27	189	561	2995
PUWAKPITIYA C.C. TAMIL V., PUWAKPITIYA.	109	38	41	40	35	32	28	36	29	198	583	3083
KOSGAMA M.V., KOSGAMA.	113	36	38	34	38	38	34	36	29	198	583	3083
MEEGODA M.V., MEEGODA.	84	36	36	35	32	35	35	35	31	205	605	3160
PITIPANA M.V., HOMAGAMA.	52	31	34	31	31	34	33	32	32	215	639	3318
MADOLUWAWA MAHA VIDYALAYA, PADUKKA.	35	32	29	32	27	30	24	29	33	223	657	3390
TUNNNANA SIRI SUMANAJOTHI M.V., HANWELLA.	37	30	26	28	24	28	29	28	34	225	662	3402
Total	4401											

* School Candidates (1st attempt)

School Performance Indices – G.C.E (O/L) Examination – 2017 (New Syllabus)

(Schools with 20 or more candidates)

Province | WESTERN
 District | COLOMBO
 Edu. Zone | SRI JAYAWARDANAPURA

School	No of Candidates*	Performance Indices of Subjects						School Performance Index	Rank of the School			
		Religion	First Language	English	Science	Mathematics	History		Edu. Zone	District	Province	Island
ANULA VIDYALAYA, NUGEGODA.	356	72	74	78	73	70	72	73	1	6	12	33
SUJATHA COLLEGE, NUGEGODA.	133	66	69	84	67	65	68	70	2	14	22	53
DHRAMAPALA V., PANNIPITIYA.	316	67	68	73	70	69	68	69	3	17	29	67
HYLAND'S COLLEGE, MAHARAGAMA.	33	56	58	85	64	61	57	64	4	34	60	145
SAMUDRADEVI BALIKA VIDYALAYA, NUGEGODA.	271	63	65	68	61	62	63	64	4	34	60	145
JANADHIPATHI BALIKA VIDYALAYA, RAJAGIRIYA.	244	62	65	66	62	59	63	63	6	38	67	168
ANANDA BALIKA M.V., KOTTE.	206	59	65	65	58	58	60	61	7	45	83	208
SRI RAHULA BALIKA MAHA VIDYALAYA, MALABE.	350	61	66	63	59	58	61	61	7	45	83	208
VIDYAKARA BALIKA VIDYALAYA MAHARAGAMA.	312	61	66	64	58	57	58	61	7	45	83	208
ANANDA SASTHRALAYA, KOTTE.	197	54	57	62	61	57	60	59	10	57	103	268
KOLONNAWA BALIKA M.V., KOLONNAWA.	221	58	61	64	56	56	57	59	10	57	103	268
JANADHIPATHI M.V., KOTTE.	292	48	52	64	61	63	57	58	12	61	110	298
KOTTAWA DHARMAPALA M.V., PANNIPITIYA.	395	55	57	60	57	57	60	58	12	61	110	298
SRIJAYA/NCEF BUDDHIST COLLEGE, MULLERIYAWA NEW TOWN	28	60	58	66	55	54	57	58	12	61	110	298
JAYAWARDHANAPURA BALIKA M.V. MISSION ROAD, KOTTE.	143	53	61	58	53	51	57	56	15	70	131	383
BOMIRIYA M.M.V., KADUWELA.	396	56	61	55	54	57	55	56	15	70	131	383
MAHAMAYA BALIKA M.V., NUGEGODA.	193	58	57	60	52	54	54	56	15	70	131	383
ST. JOSEPH'S BOY'S V., NUGEGODA.	92	52	47	69	52	53	52	54	18	78	154	503
JANADHIPATHI V., MAHARAGAMA.	271	52	53	59	54	53	54	54	18	78	154	503
SRI JAYAWARDHANAPURA MAHA VIDYALAYA, KOTTE.	139	46	49	56	58	55	54	53	20	84	163	586
KOTTAWA NORTH DHARMAPALA V., PANNIPITIYA.	143	50	49	59	53	57	51	53	20	84	163	586
MAHARAGAMA M.M.V., MAHARAGAMA.	156	51	53	60	53	53	50	53	20	84	163	586
MALABE MODEL BOYS JUNIOR SCHOOL, MALABE.	252	46	53	57	55	52	55	53	20	84	163	586

* School Candidates (1st attempt)

School Performance Indices – G.C.E (O/L) Examination – 2017 (New Syllabus)

(Schools with 20 or more candidates)

Province	WESTERN
District	COLOMBO
Edu. Zone	SRI JAYAWARDANAPURA

School	No of Candidates*	Performance Indices of Subjects						School Performance Index	Rank of the School			
		Religion	First Language	English	Science	Mathematics	History		Edu. Zone	District	Province	Island
RUKMALE M.V., PANNIPTIYA.	20	51	65	52	46	43	58	53	20	84	163	586
SRI SUBHUTHI MADHYA MAHA VIDYALAYA, BATTARAMULLA.	175	49	50	57	55	55	53	53	20	84	163	586
BOMIRIYA MUNIDASA KUMARATUNGA VIDYALAYA, KADUWELA.	104	46	55	51	49	49	55	51	26	99	204	809
SAMUDRA DEVI BALIKA M.V., MULLERIYAWA.	72	51	54	52	46	47	49	50	27	103	223	943
SRI CHANDRARATNA MANAWASINGHA VIDYALAYA, MAHARAGAMA.	71	46	54	56	48	49	49	50	27	103	223	943
KUDABUTHGAMUWA SOMADEVI B. V., MULLERIYAWA NEW TOWN	76	44	52	49	47	49	46	48	29	111	274	1272
ANANDA M.V., PANNIPITIYA.	173	49	49	49	44	46	49	48	29	111	274	1272
ST. THOMAS COLLEGE KOTTE.	108	42	45	57	44	46	45	47	31	117	297	1436
MAHAMATHYA VIDYALAYA, ATURUGIRIYA.	268	44	46	48	44	44	47	46	32	120	321	1605
PROF. EDIRIWEERA SARACHCHANDRA V., MULLERIYAWA NEW TOWN	101	40	45	49	45	48	48	46	32	120	321	1605
KUDABUTHGAMUWA SRI RAJASINGHE M.V., MULLERIYAWA NEW TOWN	185	42	40	48	46	46	46	45	34	129	353	1787
KOTALAWALA MAHA VIDYALAYA, KADUWELA.	137	41	46	47	43	46	46	45	34	129	353	1787
HENRY OLCOTT M.V., KOLONNAWA.	167	43	42	47	41	43	47	44	36	139	388	1987
SRI RAHULA MAHA VIDYALAYA, MULLERIYAWA NEW TOWN	134	42	47	45	42	43	45	44	36	139	388	1987
VIDYAWARDHANA MAHA VIDYALAYA, BATTARAMULLA.	25	39	43	53	40	42	47	44	36	139	388	1987
M.D.H. JAYAWARDHANA V., BATTARAMULLA.	87	39	44	47	43	44	39	43	39	149	414	2173
KORATOTA SRI SOMANANDA MAHA VIDYALAYA, KADUWELA.	54	43	46	40	38	43	42	42	40	157	441	2346
VIDYARAJA MAHA VIDYALAYA, HOKANDARA.	56	36	40	48	40	45	37	41	41	166	476	2530
BUWANEEKABA M.V., MAHARAGAMA.	52	33	35	52	39	40	35	39	42	179	529	2808
HEWAWITHARANA M.V., RAJAGIRIYA.	99	35	37	42	31	36	38	37	43	189	561	2995
THALAHENA MAHA VIDYALAYA, MALABE.	25	33	41	42	36	36	36	37	43	189	561	2995
UDAHAMULLA SIDDHARTHA M.V., NUGEGODA.	24	35	38	41	35	33	38	37	43	189	561	2995
SEDAWATTA SIDDARTHA M.M.V., KOLONNAWA.	113	37	37	38	34	36	36	36	46	198	583	3083

* School Candidates (1st attempt)

School Performance Indices – G.C.E (O/L) Examination – 2017 (New Syllabus)

(Schools with 20 or more candidates)

Province	WESTERN
District	COLOMBO
Edu. Zone	SRI JAYAWARDANAPURA

School	No of Candidates*	Performance Indices of Subjects						School Performance Index	Rank of the School			
		Religion	First Language	English	Science	Mathematics	History		Edu. Zone	District	Province	Island
ST. JOSEPH'S VIDYALAYA, KOLONNAWA.	31	35	29	46	33	34	39	36	46	198	583	3083
KOTTAWA VIDYADHANA M.V., PANNIPITIYA.	27	37	36	38	37	38	32	36	46	198	583	3083
PILIP THILAKAWARDANA VIDYALAYA, RANALA	20	29	38	36	32	35	34	34	49	209	619	3237
TERRANCE N. DE SILVA MAHA VIDYALAYA, KOLONNAWA.	46	25	25	37	26	31	33	30	50	221	654	3378
Total	7589											

* School Candidates (1st attempt)

School Performance Indices – G.C.E (O/L) Examination – 2017 (New Syllabus)

(Schools with 20 or more candidates)

Province | WESTERN
District | COLOMBO
Edu. Zone | PILIYANDALA

School	No of Candidates*	Performance Indices of Subjects						School Performance Index	Rank of the School			
		Religion	First Language	English	Science	Mathematics	History		Edu. Zone	District	Province	Island
PILIYANDALA M.M.V., PILIYANDALA.	402	65	69	70	69	68	68	68	1	23	37	82
ST. THOMAS' COLLEGE, MOUNT LAVINIA.	178	64	59	85	70	67	64	68	1	23	37	82
ST. JOSEPH'S BALIKA MAHA VIDYALAYA, NUGEGODA.	184	65	72	73	65	64	66	68	1	23	37	82
PRINCESS OF WALES V., MORATUWA.	250	64	67	67	65	64	62	65	4	31	53	126
ALETHEA SCHOOL, DEHIWALA.	35	57	61	87	62	58	56	64	5	34	60	145
OUR LADY OF VICTORIS CONVENT, MORATUWA.	181	68	65	70	59	61	61	64	5	34	60	145
DEHIWALA TAMIL VIDYALAYA, DEHIWALA.	25	61	67	67	66	57	60	63	7	38	67	168
CHRIST KING V., PANNIPITIYA.	210	56	57	67	65	62	59	61	8	45	83	208
ST. SEBASTIAN'S COLLEGE, MORATUWA.	255	62	55	71	58	63	59	61	8	45	83	208
HOLY FAMILY CONVENT MAHA VIDYALAYA, DEHIWALA.	132	61	62	68	56	59	56	60	10	51	92	239
PRINCE OF WALES V., MORATUWA.	356	55	55	65	63	61	62	60	10	51	92	239
GIRLS' HIGH SCHOOL, MOUNT LAVINIA.	266	59	62	63	57	58	56	59	12	57	103	268
PRESBYTERIAN B.V., DEHIWALA.	153	58	67	62	55	55	55	59	12	57	103	268
BAUDDHA BALIKA VIDYALAYA, MOUNT LAVINIA.	209	55	59	57	56	57	57	57	14	69	125	348
DHARMASENA ATTYGALLE BALIKA V., PILIYANDALA.	216	58	61	56	54	55	53	56	15	70	131	383
ST. JOHN'S COLLEGE, NUGEGODA.	271	47	55	61	57	54	53	55	16	74	145	441
AREWWALA EAST DHARMAPALA M.VIDYALAYA. PANNIPITIYA.	80	56	51	59	53	49	50	53	17	84	163	586
HERMAN GMEINER V., PILIYANDALA.	61	49	51	52	52	54	50	51	18	99	204	809
EREWWALA VIDYALOKA M.V., PANNIPITIYA.	72	47	46	52	48	46	52	49	19	106	244	1106
LALITH ATHULATHMUDALI M.V., MOUNT LAVINIA.	143	44	44	58	50	49	51	49	19	106	244	1106
SCIENCE COLLEGE, MOUNT LAVINIA.	197	40	42	57	55	51	50	49	19	106	244	1106
MORATU M.V., MORATUWA.	194	49	50	50	49	50	47	49	19	106	244	1106
SIR JOHN KOTALAWALA MAHA VIDYALAYA, PILIYANDALA.	223	47	48	51	48	47	47	48	23	111	274	1272
BOKUNDARA MAHINDA K.V., PILIYANDALA.	23	43	47	48	40	48	47	46	24	120	321	1605

* School Candidates (1st attempt)

School Performance Indices – G.C.E (O/L) Examination – 2017 (New Syllabus)

(Schools with 20 or more candidates)

Province	WESTERN
District	COLOMBO
Edu. Zone	PILIYANDALA

School	No of Candidates*	Performance Indices of Subjects						School Performance Index	Rank of the School			
		Religion	First Language	English	Science	Mathematics	History		Edu. Zone	District	Province	Island
PHILIP ATTYGALLE M.V., MADAPATHA.	92	49	45	48	45	48	41	46	24	120	321	1605
RAWATHAWATTA METHODIST V., MORATUWA.	109	44	46	46	47	43	46	45	26	129	353	1787
ST. SEBASTIAN'S BALIKA VIDYALAYA, MORATUWA.	50	55	50	42	41	41	42	45	26	129	353	1787
MAKANDANA SRI SUDARSHANA MODEL SCHOOL MADAPATHA.	79	44	45	44	40	41	47	44	28	139	388	1987
SHASTRANANDA MAHA VIDYALAYA, DEHIWALA.	44	43	48	42	44	43	44	44	28	139	388	1987
MAKULUDUWA K.V., PILIYANDALA.	38	42	44	45	43	43	39	43	30	149	414	2173
COLOMBO HINDU COLLEGE, RATMALANA.	62	49	47	42	38	42	42	43	30	149	414	2173
ST. MARY'S M.V., DEHIWALA.	34	39	40	56	45	35	45	43	30	149	414	2173
METHODIST HIGH SCHOOL, MORATUWA.	100	44	44	38	40	38	45	42	33	157	441	2346
RAWATHAWATTA ROMAN CATHOLIC VIDYALAYA, MORATUWA.	50	44	43	41	43	40	38	42	33	157	441	2346
BUDDHAGOSHA MAHA VIDYALAYA, DEHIWALA.	36	38	37	46	39	41	45	41	35	166	476	2530
DE SOYZA M.V., MORATUWA.	126	40	42	44	41	41	40	41	35	166	476	2530
KANDAWALA MAHA VIDYALAYA, RATMALANA.	35	45	39	41	35	40	41	40	37	174	507	2689
S.DE S. JAYASINGHE M.M.V., DEHIWALA.	110	38	39	41	37	39	39	39	38	179	529	2808
BORALESGAMUWA M.V., BORALESGAMUWA.	65	35	36	44	38	36	36	38	39	185	545	2903
DHARMARAJA M.V., PILIYANDALA.	100	31	37	44	37	38	35	37	40	189	561	2995
WEERA PURAN APPU VIDYALAYA MORATUWA.	95	37	37	35	32	33	39	36	41	198	583	3083
SRI PANGNANDA VIDYALAYA, MADAPATHA.	37	34	32	42	35	35	33	35	42	205	605	3160
SRI SUNANDOPANANDA M.V., MORATUWA.	46	35	33	37	36	32	34	35	42	205	605	3160
SUNETRA MAHA DEVI PIRIVENA, BORALESGAMUWA.	35	31	32	35	35	36	37	34	44	209	619	3237
KOTHALAWALAPURA MAHA VIDYALAYA, RATMALANA.	57	30	32	32	28	29	32	31	45	220	651	3356
MOUNT LAVINIA ST. ANTHONY'S JUNIOR SCHOOL. MT. LAVINIA.	27	21	25	28	17	22	24	23	46	231	670	3417
Total	5743											

* School Candidates (1st attempt)

School Performance Indices – G.C.E (O/L) Examination – 2017 (New Syllabus)

(Schools with 20 or more candidates)

Province	WESTERN
District	GAMPAHA
Edu. Zone	GAMPAHA

School	No of Candidates*	Performance Indices of Subjects						School Performance Index	Rank of the School			
		Religion	First Language	English	Science	Mathematics	History		Edu. Zone	District	Province	Island
RATHNAWALIE BALIKA M.V., GAMPAHA.	303	85	86	83	85	85	84	85	1	1	1	1
BANDARANAYAKA VIDYALAYA, GAMPAHA.	437	74	76	80	84	80	81	79	2	2	5	7
BANDARANAYAKA M.M.V., VEYANGODA.	309	75	77	74	80	77	76	77	3	3	8	12
YASODHARA DEVI BALIKA MAHA VIDYALAYA, GAMPAHA.	340	72	77	75	72	72	76	74	4	4	11	26
HOLY CROSS COLLEGE, GAMPAHA.	239	70	71	77	68	66	70	70	5	6	22	53
GALAHITIYAWA M.M.V., GANEMULLA.	270	66	70	70	70	69	70	69	6	8	29	67
SANGHABODHI M.M.V., NITTAMBUWA.	327	64	70	67	69	68	68	68	7	10	37	82
THAKSHILA VIDYALAYA, GAMPAHA.	279	62	63	67	65	63	65	64	8	17	60	145
SANGAMITTHA BALIKA VIDYALAYA, KIRINDIWELA.	136	59	64	61	59	61	63	61	9	23	83	208
SUMEDHA VIDYALAYA, GAMPAHA.	30	52	58	80	58	53	58	60	10	26	92	239
GOTHAMIE KANISHTA VIDYALAYA, GAMPAHA.	209	53	58	60	58	58	59	58	11	28	110	298
VIDYALOKA MAHA VIDYALAYA, VEYANGODA.	147	55	59	60	59	57	58	58	11	28	110	298
KAHATOWITA MUSLIM BALIKA VIDYALAYA, KAHATOWITA.	22	60	63	56	60	51	49	57	13	34	125	348
MEETHIRIGALA KANISHTA VIDYALAYA, MEETHIRIGALA.	34	55	61	46	54	59	61	56	14	38	131	383
DEVI BALIKA VIDYALAYA. DOMPE.	91	55	61	50	53	53	58	55	15	44	145	441
UDUGODA ARAFA MUSLIM M.VIDYALAYA. RUGGAHAWILA.	32	59	55	56	53	44	54	54	16	47	154	503
DEKATANA PADMAWATHIE M.M.V., DEKATANA.	198	49	56	51	53	55	55	53	17	48	163	586
HENARATHGODA KEPPETIPOLA MAHA VIDYALAYA, MUDUNGODA.	134	53	55	52	52	52	56	53	17	48	163	586
RANPOKUNAGAMA MAHA VIDYALAYA, NITTAMBUWA.	140	49	51	54	56	51	54	53	17	48	163	586
SRI SIDDHARTHA KUMARA M.V., GAMPAHA.	134	52	54	53	52	54	55	53	17	48	163	586
BANDARAWATTA PARAKRAMA M.V., GAMPAHA.	210	49	50	53	52	53	54	52	21	56	186	690
KIRINDIWELA M.M.V., KIRINDIWELA.	285	49	51	51	52	51	56	52	21	56	186	690
ST. MARY'S MAHA VIDYALAYA, VEYANGODA.	175	49	53	53	53	53	51	52	21	56	186	690
ALUTHGAMA ANURA M.M.V., YAKKALA.	296	52	51	51	53	49	51	51	24	61	204	809

* School Candidates (1st attempt)

School Performance Indices – G.C.E (O/L) Examination – 2017 (New Syllabus)

(Schools with 20 or more candidates)

Province	WESTERN
District	GAMPAHA
Edu. Zone	GAMPAHA

School	No of Candidates*	Performance Indices of Subjects						School Performance Index	Rank of the School			
		Religion	First Language	English	Science	Mathematics	History		Edu. Zone	District	Province	Island
SRI CHANDRAJOTHI M.V., YAKKALA.	129	53	50	51	51	48	55	51	24	61	204	809
AL BADRIYA M.V., VEYANGODA.	54	52	53	51	51	45	50	50	26	71	223	943
BELUMMAHARA SRI RAHULA VIDYALAYA, GAMPAHA.	29	49	52	48	56	47	47	50	26	71	223	943
DANGALLA DARMARAJA MAHA VIDYALAYA, PEPILYAWALA.	20	50	48	43	47	53	54	49	28	82	244	1106
URAPOLA M.M.V., URAPOLA.	247	46	50	49	46	47	49	48	29	95	274	1272
KUMARIMULLA MUSLIM M.V., PUGODA.	32	50	53	50	47	41	42	47	30	104	297	1436
MAHAGAMASEKARA MAHA VIDYALAYA, RADAWANA.	150	45	47	50	43	45	49	47	30	104	297	1436
WELIVERIYA MADDUMA BANDARA VIDYALAYA, WELIVERIYA.	95	46	50	41	44	49	52	47	30	104	297	1436
OWITIGAMA BODHIRAJA M.V., PUGODA.	121	49	48	43	45	48	49	47	30	104	297	1436
ELLAKKALA MAHA VIDYALAYA, ELLAKKALA.	63	43	48	45	44	43	53	46	34	114	321	1605
EMBARALUWA MIHINDU K.V., WELIVERIYA.	40	45	50	48	44	43	48	46	34	114	321	1605
HEMAMALIE MAHA VIDYALAYA, GANEMULLA.	176	44	47	49	45	45	45	46	34	114	321	1605
DHARMASHOKA M.V., KALAGEDIHENA	87	43	48	47	47	44	44	46	34	114	321	1605
UDUGAHAWALPOLA EKABADDA VIDYALAYA, RUGGAHAWILA.	57	47	46	43	48	44	45	46	34	114	321	1605
AL ASHAR M.M.V., THIHARIYA.	182	47	47	52	43	41	40	45	39	127	353	1787
DEMALAGAMA WANARATANA MAHA VIDYALAYA, DEMALAGAMA.	24	49	52	47	40	39	45	45	39	127	353	1787
IMBULGODA RAJASINGHE MAHA VIDYALAYA, IMBULGODA.	187	44	47	46	42	43	46	45	39	127	353	1787
KIMBULWILAWATTA M.V., DOMPE.	36	42	51	37	40	45	54	45	39	127	353	1787
NITTAMBUWA BUDDHIST MAHA VIDYALAYA, NITTAMBUWA.	62	43	46	43	45	43	49	45	39	127	353	1787
SRI NISHSHANKA JUNIOR SECONDARY SCHOOL, YAKKALA.	24	49	37	45	49	45	43	45	39	127	353	1787
MABIMA VIDYAKARA M.V., MAKEWITA.	58	42	44	42	49	48	42	45	39	127	353	1787
VEYANGODA JANADHIPATHI VIDYALAYA, VEYANGODA.	236	42	44	42	46	47	42	44	46	140	388	1987
PEPILYAWALA KANISHTA VIDYALAYA, PEPILYAWALA.	36	40	44	36	44	41	45	42	47	159	441	2346
TIBBOTUGODA GAMINI KANISHTA VIDYALAYA, GANEMULLA.	31	43	46	41	40	41	43	42	47	159	441	2346

* School Candidates (1st attempt)

School Performance Indices – G.C.E (O/L) Examination – 2017 (New Syllabus)

(Schools with 20 or more candidates)

Province	WESTERN
District	GAMPAHA
Edu. Zone	GAMPAHA

School	No of Candidates*	Performance Indices of Subjects						School Performance Index	Rank of the School			
		Religion	First Language	English	Science	Mathematics	History		Edu. Zone	District	Province	Island
ALAWALA M.V., VIA VEYANGODA.	42	46	46	42	38	39	41	42	47	159	441	2346
DOMPE M.V., DOMPE.	127	40	46	41	39	43	43	42	47	159	441	2346
KERAGALA SANGARAJA M.VIDYALAYA. HENEGAMA.	28	46	42	34	36	41	46	41	51	172	476	2530
KIRINDIWITA GEMUNU KANISHTA VIDYALAYA, GAMPAHA.	25	39	45	39	40	40	43	41	51	172	476	2530
KOSSINNA SRI SEELANANDA M.V., GANEMULLA.	42	40	45	44	39	38	40	41	51	172	476	2530
MANDAWALA MAHA VIDYALAYA, MANDAWALA.	47	39	43	37	42	39	48	41	51	172	476	2530
NEDUNGAMUWA SIRISEEVALI MAHA VIDYALAYA, NEDUNGAMUWA.	21	43	48	40	35	36	46	41	51	172	476	2530
SIYANE M.V., DOMPE.	100	38	41	42	41	43	41	41	51	172	476	2530
PITIYEGEDARA M.V., BEMMULLA.	24	38	45	44	34	49	38	41	51	172	476	2530
KITHTHAMMAHARA M.V., NITTAMBUWA.	23	38	43	40	38	37	42	40	58	186	507	2689
KIRINDIWELA MAHA VIDYALAYA, KIRINDIWELA.	112	39	39	37	37	40	43	39	59	196	529	2808
NITTAMBUWA R.C. KANISHTA VIDYALAYA, NITTAMBUWA.	39	39	42	39	40	36	39	39	59	196	529	2808
SRI VIJAYA MAHA VIDYALAYA, GANEMULLA.	35	38	39	39	37	36	38	38	61	205	545	2903
BOLLATHA DHARMAPALA MAHA VIDYALAYA, GANEMULLA.	21	36	36	35	40	38	39	37	62	214	561	2995
KABURAGALLA PANNILA ANANDA MAHA VIDYALAYA RUGGAHAVILA.	60	33	39	36	36	35	41	37	62	214	561	2995
LUNUGAMA SIRI PERAKUMBA M.V., GAMPAHA.	41	34	42	34	34	31	38	36	64	225	583	3083
WATHURUGAMA MAHA VIDYALAYA, WATHURUGAMA.	28	38	40	36	31	32	40	36	64	225	583	3083
BANDARANAYAKA MAHA VIDYALAYA, PEPILYAWALA.	56	32	38	35	36	34	37	35	66	239	605	3160
PARAKANDENIYA SIRI PERAKUMBA MAHA VIDYALAYA, IMBULGODA.	29	36	36	35	40	32	32	35	66	239	605	3160
ELUWAPITIYA KANISHTA VIDYALAYA, VEYANGODA.	31	29	36	32	32	35	33	33	68	253	628	3287
KURUWAMULLA MAHA VIDYALAYA, WATURUGAMA.	55	34	36	31	27	30	38	33	68	253	628	3287
VIDYADEEPA UNIVERSITY PIRIVENA, JA-ELA.	21	30	29	38	30	34	36	33	68	253	628	3287
Total	7960											

* School Candidates (1st attempt)

School Performance Indices – G.C.E (O/L) Examination – 2017 (New Syllabus)

(Schools with 20 or more candidates)

Province	WESTERN
District	GAMPAHA
Edu. Zone	MINUWANGODA

School	No of Candidates*	Performance Indices of Subjects						School Performance Index	Rank of the School			
		Religion	First Language	English	Science	Mathematics	History		Edu. Zone	District	Province	Island
JANADHIPATHI VIDYALAYA, MINUWANGODA.	199	68	70	74	76	74	74	73	1	5	12	33
D.S.SENANAYAKA M.M.V., MIRIGAMA.	177	66	67	71	70	70	71	69	2	8	29	67
NALANDA BALIKA M.M.V., MINUWANGODA.	224	62	63	62	64	61	60	62	3	20	72	183
CLAYTON VIDYALAYA, MARADAGAHAMULA.	24	55	61	79	52	56	63	61	4	23	83	208
MUSLIM LADIES' ARABIC COLLEGE, KAL ELIYA.	103	58	62	60	57	54	58	58	5	28	110	298
NALANDA BOYS' M.M.V., MINUWANGODA.	264	50	50	60	62	60	58	57	6	34	125	348
C.W.W.KANNANGARA CENTRAL COLLEGE, HUNUMULLA.	321	56	62	53	55	58	56	57	6	34	125	348
SRI GNANODAYA M.M.V. DIVULAPITIYA.	239	51	52	55	55	57	58	55	8	44	145	441
MARAPOLA MAHA VIDYALAYA, VEYANGODA.	146	50	53	52	50	56	49	52	9	56	186	690
BURULLAPITIYA MAHA VIDYALAYA, MINUWANGODA.	156	48	51	52	53	49	50	51	10	61	204	809
NAWANA M.V., VIA MIRIGAMA.	47	51	56	46	49	52	54	51	10	61	204	809
TAMMITA MAHA VIDYALAYA, MAKEWITA.	25	49	58	50	48	50	50	51	10	61	204	809
MIRIGAMA BANDARANAYAKE MAHA VIDYALAYA, MIRIGAMA.	173	47	49	52	53	49	54	51	10	61	204	809
KORASE RANASINGHE MAHA VIDYALAYA, UDUGAMPOLA.	28	48	50	50	53	51	49	50	14	71	223	943
WITHANAMULLA KANISHTA VIDYALAYA, DIVULAPITIYA.	21	49	53	53	50	49	47	50	14	71	223	943
ALIGAR MAHA VIDYALAYA, KAL ELIYA.	51	51	58	55	45	44	45	50	14	71	223	943
BABUSSALAM MUSLIM VIDYALAYA, PASYALA.	37	50	48	46	52	49	56	50	14	71	223	943
PALLEWELA MAHA VIDYALAYA, PALLEWELA.	201	47	49	48	52	50	54	50	14	71	223	943
ASGIRIYA SUDARSHANA KANISHTA VIDYALAYA, GAMPAHA.	23	48	49	43	49	46	56	49	19	82	244	1106
DEVALAPOLA ANANDA MAHA VIDYALAYA, DEVALAPOLA.	107	46	49	49	52	49	49	49	19	82	244	1106
AL AMAN MUSLIM MAHA VIDYALAYA, MINUWANGODA.	56	58	49	47	47	46	47	49	19	82	244	1106
KURIKOTUWA KANISHTA VIDYALAYA, VEYANGODA.	37	48	52	47	49	50	49	49	19	82	244	1106
DUDLEY SENANAYAKE MODERN MAHA VIDYALAYA MIRIGAMA.	183	48	50	48	51	48	51	49	19	82	244	1106
PASYALA M.V., PASYALA.	209	46	50	47	50	50	50	49	19	82	244	1106

* School Candidates (1st attempt)

School Performance Indices – G.C.E (O/L) Examination – 2017 (New Syllabus)

(Schools with 20 or more candidates)

Province	WESTERN
District	GAMPAHA
Edu. Zone	MINUWANGODA

School	No of Candidates*	Performance Indices of Subjects						School Performance Index	Rank of the School			
		Religion	First Language	English	Science	Mathematics	History		Edu. Zone	District	Province	Island
NEDAGAMUWA JUNIOR MIXED SCHOOL, KOTUGODA.	50	44	54	47	48	47	47	48	25	95	274	1272
WEGOWWA KANISHTA V., MINUWANGODA.	48	46	50	51	46	53	43	48	25	95	274	1272
KOTUGODA SRI RAHULA M.V., KOTUGODA.	119	45	50	48	49	48	45	48	25	95	274	1272
BALABOWA KANISHTA VIDYALAYA, DEVALAPOLA.	29	41	46	53	48	48	48	47	28	104	297	1436
KALAHUGODA MADAWALA COMBINED K.V., MINUWANGODA.	53	43	45	47	47	50	50	47	28	104	297	1436
SIRI MIHINDU MAHA VIDYALAYA, RADAWADUNNA.	103	44	47	45	50	44	51	47	28	104	297	1436
DUNAGAHA RANASINGHE MAHA VIDYALAYA DUNAGAHA.	154	46	47	44	43	45	48	46	31	114	321	1605
MELLAWAGEDARA ANAGARIKA DARMAPALA M. V.,MELLAWAGEDARA.	59	46	48	42	45	48	47	46	31	114	321	1605
SENARATH PARANAVITHANA MAHA VIDYALAYA UDUGAMPOLA.	188	44	43	45	47	46	44	45	33	127	353	1787
DOROWWA MAHA VIDYALAYA VIA MIRIGAMA.	24	45	45	41	36	45	47	43	34	150	414	2173
VERAGODAMULLA MAHA VIDYALAYA, HORAMPELLA.	36	42	35	38	48	43	53	43	34	150	414	2173
POLWATTA SRI RATANASARA M.VIDYALAYA MINUWANGODA.	87	41	43	42	40	40	46	42	36	159	441	2346
YATIYANA MAHA VIDYALAYA, MINUWANGODA.	31	35	43	42	45	44	42	42	36	159	441	2346
ALUTHEPOLA WALAGAMBA MAHA VIDYALAYA, WEGOWWA.	44	41	39	41	42	44	41	41	38	172	476	2530
GODIGAMUWA MAHA VIDYALAYA, AKARAGAMA.	47	38	47	36	38	41	46	41	38	172	476	2530
KATUWELLEGAMA NAVODYA MAHA VIDYALAYA KATUWELLEGAMA.	65	36	44	42	37	39	46	41	38	172	476	2530
KITHULWALA MUNIDASA KUMARATUNGA K.V., VIA MEERIGAM	26	35	34	43	45	40	46	41	38	172	476	2530
DIVULAPITIYA SRI GNANAWASA M.V., DIVULAPITIYA.	97	39	40	45	37	39	42	40	42	186	507	2689
PAHALA MADAMPELLA K.V. KATANA.	21	44	37	35	38	45	42	40	42	186	507	2689
YATIYANA R.C. KANISHTA VIDYALAYA, MINUWANGODA.	22	38	40	41	34	42	37	39	44	196	529	2808
HALPE EKANAYAKA KANISHTA V., MIRIGAMA.	26	35	34	42	36	41	38	38	45	205	545	2903
BANDURAGODA DHARMASOKA M.V., BANDURAGODA.	98	37	41	38	37	39	37	38	45	205	545	2903
KARUNARATHNA BUDDHIST MAHA VIDYALAYA, KOTADENIYAWA.	49	36	37	35	40	36	39	37	47	214	561	2995
HORAMPELLA SEELAWIMALA MAHA VIDYALAYA, HORAMPELLA.	63	35	34	38	37	36	41	37	47	214	561	2995

* School Candidates (1st attempt)

School Performance Indices – G.C.E (O/L) Examination – 2017 (New Syllabus)

(Schools with 20 or more candidates)

Province	WESTERN
District	GAMPAHA
Edu. Zone	MINUWANGODA

School	No of Candidates*	Performance Indices of Subjects						School Performance Index	Rank of the School			
		Religion	First Language	English	Science	Mathematics	History		Edu. Zone	District	Province	Island
POPE PAUL THE 6TH M.V., KATANA.	66	42	34	37	35	35	38	37	47	214	561	2995
SRI SARANATISSA KANISHTA V., BADALGAMA.	36	39	38	31	33	42	36	37	47	214	561	2995
MALIGATENNA KANISHTA VIDYALAYA, VEYANGODA.	21	33	43	38	32	38	38	37	47	214	561	2995
KEENADENIYA M.V., AMBEPUSSA.	66	32	37	37	39	38	38	37	47	214	561	2995
KOONGODAMULLA ST. ANTHONY'S JUNIOR SCHOOL, KATANA.	23	40	33	35	28	33	45	36	53	225	583	3083
KANDANGAMUWA MAHA VIDYALAYA, MIRIGAMA.	94	33	36	37	36	33	36	35	54	239	605	3160
HUNUMULLA MAHA VIDYALAYA, HUNUMULLA.	54	34	34	35	32	36	35	34	55	248	619	3237
VEEDIYAWATTA SENARATH KANISHTA V., UDUGAMPOLA.	41	33	37	33	31	34	35	34	55	248	619	3237
SRI SIDDHARTA M.VIDYALAYA, DANOVITA.	29	29	33	32	34	36	34	33	57	253	628	3287
THAWALAMPITIYA M.V., MIRIGAMA.	40	33	29	32	35	35	27	32	58	257	639	3318
Total	5060											

* School Candidates (1st attempt)

School Performance Indices – G.C.E (O/L) Examination – 2017 (New Syllabus)

(Schools with 20 or more candidates)

Province	WESTERN
District	GAMPAHA
Edu. Zone	NEGOMBO

School	No of Candidates*	Performance Indices of Subjects						School Performance Index	Rank of the School			
		Religion	First Language	English	Science	Mathematics	History		Edu. Zone	District	Province	Island
AVE MARIA BALIKA VIDYALAYA, NEGOMBO.	213	69	66	75	66	65	64	68	1	10	37	82
BOLAWALANA AVE MARIYA CONVENT, NEGOMBO.	111	69	67	75	66	65	65	68	1	10	37	82
NEWSTEAD BALIKA M.V., NEGOMBO.	285	67	65	69	64	65	65	66	3	13	48	109
LOYOLA COLLEGE, KOCHCHIKADE.	323	62	57	68	63	62	66	63	4	18	67	168
MARIS STELLA COLLEGE, NEGOMBO.	348	58	57	71	63	62	63	62	5	20	72	183
DE MAZENOD M.V., KANDANA.	285	58	58	69	60	61	61	61	6	23	83	208
ST. SEBASTIAN BALIKA M.V., KANDANA.	256	59	62	62	55	56	58	59	7	27	103	268
HARISCHANDRA NATIONAL COLLEGE, NEGOMBO.	352	56	55	62	58	59	57	58	8	28	110	298
WIJAYARATNAM HINDU CENTRAL COLLEGE, NEGOMBO.	98	60	62	63	54	54	54	58	8	28	110	298
NIMALA MARIYA BALIKA MAHA VIDYALAYA, JA-ELA.	223	58	59	56	52	54	55	56	10	38	131	383
SEVENTH DAY ADVENTIST HIGH SCHOOL, KANDANA.	151	49	55	68	54	53	56	56	10	38	131	383
ST. PETER'S M.V., NEGOMBO.	260	52	51	56	53	54	52	53	12	48	163	586
GONSALWES MAHA VIDYALAYA PAMUNUGAMA.	77	62	51	53	46	52	53	53	12	48	163	586
ST. JOSEPH'S K.V., NEGOMBO.	39	50	50	58	49	51	51	52	14	56	186	690
DALUPATHA MAHA VIDYALAYA NEGOMBO.	52	50	47	59	52	47	48	51	15	61	204	809
RADDOLUGAMA KANISHTA VIDYALAYA, SEEDUWA.	63	41	50	55	53	53	53	51	15	61	204	809
VIDYALANKARA MAHA VIDYALAYA. NEGOMBO.	110	46	48	58	54	53	49	51	15	61	204	809
KATUNAYAKA R.C. MAHA VIDYALAYA, KATUNAYAKA.	53	51	52	48	46	46	59	50	18	71	223	943
SRI PANGNANANDA NATIONAL SCHOOL, KOTUGODA.	157	46	52	52	48	47	49	49	19	82	244	1106
CHRIST KING M.M.V., JA-ELA.	176	47	46	53	49	51	49	49	19	82	244	1106
UDAMMITA DR.KULASINGHE MAHA VIDYALAYA, KOTUGODA.	58	46	53	49	47	47	49	49	19	82	244	1106
BANDARANAYAKA JUNIOR SECONDARY V., SEEDUWA.	34	48	50	47	47	43	50	48	22	95	274	1272
MARIYA RAJENIE K. VIDYALAYA, KATANA.	51	48	45	45	51	47	50	48	22	95	274	1272
AMANDOLUWA M.V., SEEDUWA.	36	51	53	48	45	42	49	48	22	95	274	1272
G.B. SENANAYAKE MAHA VIDYALAYA, EKALA.	64	46	53	43	44	45	52	47	25	104	297	1436

* School Candidates (1st attempt)

School Performance Indices – G.C.E (O/L) Examination – 2017 (New Syllabus)

(Schools with 20 or more candidates)

Province	WESTERN
District	GAMPAHA
Edu. Zone	NEGOMBO

School	No of Candidates*	Performance Indices of Subjects						School Performance Index	Rank of the School			
		Religion	First Language	English	Science	Mathematics	History		Edu. Zone	District	Province	Island
AL-HILAL CENTRAL COLLEGE, NEGOMBO.	97	48	44	53	44	41	43	46	26	114	321	1605
AMBALANMULLA SRI JOTHIRATHANA K.V., SEEDUWA.	22	41	43	42	48	50	49	46	26	114	321	1605
NIWANDAMA JINARAJA M.V., JA-ELA.	133	44	51	44	45	45	48	46	26	114	321	1605
JA-ELA JAYANTHI VIDYALAYA JA-ELA.	75	42	44	45	44	45	47	45	29	127	353	1787
BATUWATTA M.V., BATUWATTA.	148	44	48	44	44	44	45	45	29	127	353	1787
AL-FALAH M.V., KOCHCHIKADE.	79	52	45	47	41	43	37	44	31	140	388	1987
THOPPUWA ST. PHILIP NERI KANISHTA VIDYALAYA, KOCHCHIKADE.	37	44	43	46	35	39	54	44	31	140	388	1987
ANDIAMBALAMA M.V., ANDIAMBALAMA.	129	41	45	43	43	45	47	44	31	140	388	1987
BATAGAMA SOUTH DHARMASOKA MAHA VIDYALAYA KANDANA.	56	43	45	40	46	46	46	44	31	140	388	1987
ST. SEBASTIAN'S MAHA VIDYALAYA, KANDANA.	162	43	42	45	45	48	43	44	31	140	388	1987
PEELLAWATTA DEVID DESILVA K. V. MINUWANGODA.	46	42	43	45	42	42	41	43	36	150	414	2173
ST. MARY'S M.V., NEGOMBO.	169	42	38	48	45	42	44	43	36	150	414	2173
DUTUGAMUNU MAHA VIDYALAYA, THIMBIRIGASKATUWA.	147	41	42	45	43	44	45	43	36	150	414	2173
PAMUNUGAMA M.V. PAMUNUGAMA.	98	42	47	47	39	38	42	43	36	150	414	2173
KURANA ST. ANNE'S M.V., NEGOMBO.	53	40	39	44	41	43	45	42	40	159	441	2346
SEEDUWA DAWISAMARA M.V., SEEDUWA.	135	40	41	43	44	41	44	42	40	159	441	2346
BASILICA MAHA VIDYALAYA, RAGAMA.	149	40	39	43	42	41	44	42	40	159	441	2346
ST. SEBASTHIYAN MAHA VIDYALAYA,, NEGOMBO.	57	49	38	47	34	42	37	41	43	172	476	2530
HAPUGODA ST. MARY'S MODERN SCHOOL, KANDANA.	65	43	41	47	40	39	36	41	43	172	476	2530
HEENATIYANA DAHMALOKA M.V., MINUWANGODA.	54	42	37	44	39	37	43	40	45	186	507	2689
WELIHENA SINHALA K.V., KOCHCHIKADE.	22	40	38	42	41	36	41	40	45	186	507	2689
BOLAWALANA NIMALA MARIYA M.VIDYALAYA. NEGOMBO.	86	39	38	40	42	38	38	39	47	196	529	2808
ST.FRANCIS SALES JUNIOR SCHOOL, NEGOMBO.	28	31	31	52	43	39	38	39	47	196	529	2808
TILLANDUWA K.V., NEGOMBO.	22	41	32	39	31	50	38	39	47	196	529	2808
KONDAGAMMULLA K.V., DEMANHANIDYA.	24	40	40	39	38	36	35	38	50	205	545	2903

* School Candidates (1st attempt)

School Performance Indices – G.C.E (O/L) Examination – 2017 (New Syllabus)

(Schools with 20 or more candidates)

Province	WESTERN
District	GAMPAHA
Edu. Zone	NEGOMBO

School	No of Candidates*	Performance Indices of Subjects						School Performance Index	Rank of the School			
		Religion	First Language	English	Science	Mathematics	History		Edu. Zone	District	Province	Island
OUR LADY OF MIRACLE MAHA VIDYALAYA, NEGOMBO.	47	42	34	38	33	40	40	38	50	205	545	2903
WEWALA ST. XAVIER'S M.V., JA-ELA.	48	39	38	38	38	37	38	38	50	205	545	2903
PITIPANA M.V., NEGOMBO.	109	42	36	37	34	38	37	37	53	214	561	2995
HOLY ROSARY COLLEGE, DEHIYAGATHA	25	35	35	36	39	38	38	37	53	214	561	2995
DUWA K.V., NEGOMBO.	20	43	35	38	32	35	35	36	55	225	583	3083
ETHGALA R.C.K.V., KOCHCHIKADE.	38	41	31	36	31	35	39	36	55	225	583	3083
DALUWAKOTUWA ST.ANNE'S M.VIDYALAYA, KOCHCHIKADE.	147	36	32	46	33	35	36	36	55	225	583	3083
JEYARAJ FERNANDOPULLE MAHA VIDYALAYA NEGOMBO.	49	32	39	37	38	37	33	36	55	225	583	3083
MUNNAKKARAYA ST. NICKULA SINHALA MIXED VID. NEGOMBO.	55	41	32	36	38	36	34	36	55	225	583	3083
BATAGAMA NORTH JUNIOR SECONDRY V., JAELA.	31	39	32	35	35	33	41	36	55	225	583	3083
ST. MARY'S MAHA VIDYALAYA, JA-ELA.	57	35	35	39	35	32	39	36	55	225	583	3083
USWETAKEIYAWA ST. MARY'S M.V. USWETAKEIYAWA.	58	34	37	36	34	34	40	36	55	225	583	3083
BAMBUKULIYA JOHN DE BAPTIST MAHA VIDYALAYA, KOCHCHIKADE.	35	41	31	37	33	34	35	35	63	239	605	3160
KADIRANA K.V., DEMANHANDIYA.	43	34	36	34	33	35	35	35	63	239	605	3160
KATANA VIDYALOKA M.V., KATANA.	65	31	38	35	32	33	40	35	63	239	605	3160
NAGODA ST JOHN THE BAPTIST MAHA VID., KANDANA.	60	36	37	35	33	31	36	35	63	239	605	3160
ST. SEBASTIAN'S M.V., NEGOMBO.	20	39	34	29	33	32	34	34	67	248	619	3237
BASIYAWATTA ST. PETERS'S COLLEGE, NEGOMBO.	20	42	32	32	28	32	27	32	68	257	639	3318
KOCHCHIKADE M.V., KOCHCHIKADE.	82	36	31	36	31	31	28	32	68	257	639	3318
DELATHURA JUNIOR SECONDRY SCHOOL, JE-ELA.	24	36	33	35	25	28	31	31	70	262	651	3356
KANDAWALA ST. JOSEPH'S JUNIOR SECONDARY VID. KATANA.	37	30	28	31	30	29	27	29	71	265	657	3390
WALPOLA DARMARATNA JUNIOR SECONDARY V., RAGAMA.	25	28	30	26	28	27	32	29	71	265	657	3390
NARANGODAPALUWA KARUNARATHNA M.VIDYALAYA BATUWATTA.	37	27	29	29	28	28	29	28	73	267	662	3402
Total	7100											

* School Candidates (1st attempt)

School Performance Indices – G.C.E (O/L) Examination – 2017 (New Syllabus)

(Schools with 20 or more candidates)

Province | WESTERN
District | GAMPAHA
Edu. Zone | KELANIYA

School	No of Candidates*	Performance Indices of Subjects						School Performance Index	Rank of the School			
		Religion	First Language	English	Science	Mathematics	History		Edu. Zone	District	Province	Island
VIHARA MAHA DEVI BALIKA VIDYALAYA, KELANIYA.	282	68	70	72	69	68	71	70	1	6	22	53
HENEGAMA M.M.V., HENEGAMA.	292	62	69	64	66	68	66	66	2	13	48	109
GURUKULA M.V., KELANIYA.	355	60	63	64	67	67	68	65	3	15	53	126
VISHAKA BALIKA MAHA VIDYALAYA, MAKOLA.	269	65	66	63	65	64	65	65	3	15	53	126
MAHAMAYA BALIKA MAHA VIDYALAYA, KADAWATHA.	185	60	67	64	62	62	63	63	5	18	67	168
SRI DHARMALOKA M.M.V., KELANIYA.	349	59	60	63	64	63	65	62	6	20	72	183
AL MAHMOOD VIDYALAYA, MALWANA.	39	57	63	58	62	53	56	58	7	28	110	298
ST. PAULS' BALIKA MAHA VIDYALAYA, KELANIYA.	132	58	57	58	56	56	57	57	8	34	125	348
KIRIMETIYAGARA HOLY FAMILY B.M.V., KADAWATA.	72	56	57	58	56	56	54	56	9	38	131	383
NAYAKAKANDA GOOD SHEPHERD'S BALIKA M.V., WATTALA	171	61	61	58	49	54	54	56	9	38	131	383
ST. ANNE'S BALIKA M.V., WATTALA.	268	57	61	59	54	52	55	56	9	38	131	383
AL-MUBARAK CENTRAL COLLEGE, MALWANA.	136	58	55	59	55	53	51	55	12	44	145	441
HELENA WIJAYAWARDANA BALIKA VIDYALAYA, KELANIYA.	130	54	56	52	50	53	51	53	13	48	163	586
ST. FRANCIS MAHA VIDYALAYA, KELANIYA.	90	45	45	56	59	54	57	53	13	48	163	586
KIRILLAWALA CENTRAL COLLEGE, KADAWATA.	328	46	52	55	50	50	50	51	15	61	204	809
DARANAGAMA MAHA VIDYALAYA, SIYAMBALAPE.	186	45	54	50	51	49	50	50	16	71	223	943
KARUNARATNA BUDDHIST MAHA VIDYALAYA, RAGAMA.	239	48	51	51	47	49	51	50	16	71	223	943
YATIHENA KANISHTA VIDYALAYA, MALWANA.	20	48	50	50	48	50	56	50	16	71	223	943
JANADHIPATHI VIDYALAYA, KADAWATHA.	175	42	45	53	53	51	51	49	19	82	244	1106
SANGAMITTA VIDYALAYA, HEIYANTUDUWA.	78	48	48	50	45	48	52	49	19	82	244	1106
ST. ANTHONY'S NATIONAL SCHOOL, WATTALA.	279	44	45	56	50	50	49	49	19	82	244	1106
BIYAGAMA M.M.V., BIYAGAMA.	199	49	52	45	48	45	48	48	22	95	274	1272
VIDYALOKA VIDYALAYA, KADAWATHA.	75	43	46	50	51	46	51	48	22	95	274	1272
HEIYANTHUDUWA MAHINDA VIDYALAYA, HEIYANTUDUWA.	67	43	46	46	52	47	46	47	24	104	297	1436

* School Candidates (1st attempt)

School Performance Indices – G.C.E (O/L) Examination – 2017 (New Syllabus)

(Schools with 20 or more candidates)

Province | WESTERN
District | GAMPAHA
Edu. Zone | KELANIYA

School	No of Candidates*	Performance Indices of Subjects						School Performance Index	Rank of the School			
		Religion	First Language	English	Science	Mathematics	History		Edu. Zone	District	Province	Island
SAPUGASKANDA M.V., MAKOLA.	202	44	42	49	49	48	51	47	24	104	297	1436
SRI PEMANANDA M.V., KADAWATHA.	34	44	53	43	41	40	52	46	26	114	321	1605
KADAWATHA M.M.V., KADAWATHA.	122	45	50	48	41	45	48	46	26	114	321	1605
KENDALIYADDAPALUWA JAYAKODY MAHA VIDYALAYA, GANEMULLA.	168	44	49	46	43	46	50	46	26	114	321	1605
D.A.RAJAPAKSHA VIDYALAYA, KELANIYA.	61	45	38	53	43	40	51	45	29	127	353	1787
SUBASHI RAJAKEEYA M.VIDYALAYA, MALWANA.	72	45	44	43	43	43	49	45	29	127	353	1787
WEBODA NORTH VIDYADEEPA M.V., WEBODA.	47	39	45	46	49	54	39	45	29	127	353	1787
AMBAGASPITIYA MAHA VIDYALAYA, AMBAGASPITIYA.	53	40	46	44	41	47	43	44	32	140	388	1987
BATEPOLA MAHA VIDYALAYA, WATHURUGAMA.	76	44	49	37	43	43	48	44	32	140	388	1987
ENDERAMULLA ST. SEBASTIAN'S MAHA VIDYALAYA, WATTALA.	121	46	43	49	37	43	45	44	32	140	388	1987
PAMUNUWILA MAHA VIDYALAYA, GONAWALA.	29	45	43	42	45	43	44	44	32	140	388	1987
AL ASHRAF M.V., WATTALA.	24	45	43	49	43	40	40	43	36	150	414	2173
VIDYALOKA MAHA VIDYALAYA, WATTALA.	52	44	49	43	38	41	42	43	36	150	414	2173
GONAHENA S.K.K. SOORARACHCHI M.V., KADAWATA.	75	42	48	47	39	41	43	43	36	150	414	2173
MAHABODHI VIDYALAYA, HENEGAMA.	75	41	45	42	38	42	43	42	39	159	441	2346
MATTUMAGALA R.C. VIDYALAYA, RAGAMA.	40	39	39	48	37	36	50	42	39	159	441	2346
ERIYAWETIYA SRI SUMANGALA M.V., KELANIYA.	91	39	43	45	42	45	40	42	39	159	441	2346
UDUPILA WEERA VIJAYABA M. VIDYALAYA, DELGODA.	110	42	44	41	38	41	45	42	39	159	441	2346
WEBODA MAHA VIDYALAYA, WEBODA.	20	32	39	48	45	47	37	41	43	172	476	2530
ELAPITIWELA CHANDRAWANSHA JUNIOR SECONDARY SCHOOL, RAGAMA.	34	42	40	40	35	39	42	40	44	186	507	2689
GONGITHOTA VIDYASADAKA MAHA VIDYALAYA, WATTALA.	32	35	42	37	41	41	43	40	44	186	507	2689
KELANI MAHA VIDYALAYA, KELANIYA.	126	39	38	42	41	39	43	40	44	186	507	2689
DESHAMANYA H.K.DHARMADASA VIDYALAYA PELIYAGODA.	55	36	39	41	45	40	41	40	44	186	507	2689
PILAPITIYA JANADHIPATHI VIDYALAYA, KELANIYA.	107	37	40	40	41	42	39	40	44	186	507	2689

* School Candidates (1st attempt)

School Performance Indices – G.C.E (O/L) Examination – 2017 (New Syllabus)

(Schools with 20 or more candidates)

Province	WESTERN
District	GAMPAHA
Edu. Zone	KELANIYA

School	No of Candidates*	Performance Indices of Subjects						School Performance Index	Rank of the School			
		Religion	First Language	English	Science	Mathematics	History		Edu. Zone	District	Province	Island
KADAWATHA ROMAN CATHOLIC PRIMARY SCHOOL, KADAWATHA.	36	41	43	36	37	42	37	39	49	196	529	2808
KAHATANA KANISHTA VIDYALAYA, HENEGAMA.	33	39	44	35	36	39	41	39	49	196	529	2808
WEDAMULLA MAHA VIDYALAYA, KELANIYA.	88	38	38	44	39	39	35	39	49	196	529	2808
DALUPITIYA VIDYACHANDRA KANISTA VIDYALAYA, KADAWATA.	26	40	39	46	38	31	36	38	52	205	545	2903
HEENKENDA MAHA VIDYALAYA, RAGAMA.	83	38	39	40	37	40	36	38	52	205	545	2903
NELIGAMA SRI SANGAMITTA VIDYALAYA, RAGAMA.	48	39	38	41	35	34	40	38	52	205	545	2903
KANDUBODA MAHA VIDYALAYA, DELGODA.	27	39	40	33	34	37	40	37	55	214	561	2995
BUTHPITIYA M.V., BUTHPITIYA.	75	34	37	33	32	39	43	36	56	225	583	3083
ENDERAMULLA RAHULA K.VIDYALAYA, WATTALA.	23	34	37	47	30	32	37	36	56	225	583	3083
SRI DHEERANANDA VIDYATHANA PIRIVENA, MAKOLA.	135	32	31	38	36	36	44	36	56	225	583	3083
BOLLEGALA MAHA VIDYALAYA, GONAWALA.	54	36	39	31	34	29	39	35	59	239	605	3160
KRISTHURAJA VIDYALAYA, WATTALA.	57	34	38	41	32	33	32	35	59	239	605	3160
WANAWASALA NAGASENA VIDYALAYA, KELANIYA.	27	40	29	34	29	35	35	34	61	248	619	3237
KALYANI PRADEEPA UNIVERSITY PIRIVENA, DELGODA.	125	32	35	34	34	34	37	34	61	248	619	3237
NAYAKAKANDA ARCHBISHOP'S COLLEGE. WATTALA.	60	34	30	36	29	31	33	32	63	257	639	3318
ST. MARY'S SCHOOL, WATTALA.	57	33	30	42	26	29	32	32	63	257	639	3318
BANDARANAYAKA M.V., WATTALA.	75	30	32	38	28	29	31	31	65	262	651	3356
SRI RATANAPALA M.V., WATTALA.	41	28	32	36	28	25	29	30	66	264	654	3378
Total	7312											

* School Candidates (1st attempt)

School Performance Indices – G.C.E (O/L) Examination – 2017 (New Syllabus)

(Schools with 20 or more candidates)

Province | WESTERN
District | KALUTARA
Edu. Zone | KALUTARA

School	No of Candidates*	Performance Indices of Subjects						School Performance Index	Rank of the School			
		Religion	First Language	English	Science	Mathematics	History		Edu. Zone	District	Province	Island
PANADURA BALIKA M.V., PANADURA.	180	81	81	81	80	80	79	80	1	1	3	4
KALUTARA BALIKA M.V., KALUTARA.	230	70	75	71	70	69	71	71	2	3	19	46
SRI SUMANGALA BALIKA MAHA VIDYALAYA, PANADURA.	266	69	70	71	68	71	69	70	3	4	22	53
ST. JOHN'S BALIKA VIDYALAYA, PANADURA.	85	69	70	75	71	68	67	70	3	4	22	53
GOOD SHEPHERD CONVENT VIDYALAYA, PANADURA.	87	67	70	72	63	64	61	66	5	7	48	109
HOLY FAMILY CONVENT, KALUTARA SOUTH.	115	66	70	69	61	64	65	66	5	7	48	109
AGAMETHI BALIKA VIDYALAYA, PANADURA.	220	65	67	64	61	66	64	65	7	9	53	126
AL FASIYATHUL NASRIYA MUSLIM BALIKA M. V., BERUWALA.	42	66	61	67	58	57	60	62	8	13	72	183
SRI SUMANGALA BOYS' M. VIDYALAYA, PANADURA.	274	57	54	65	65	66	63	62	8	13	72	183
GNANODAYA MAHA VIDYALAYA, KALUTARA SOUTH.	134	56	61	62	59	61	59	60	10	17	92	239
KALUTARA M.V., KALUTARA.	179	53	57	62	62	60	63	60	10	17	92	239
MUSLIM BALIKA MAHA VIDYALAYA, KALUTARA.	65	56	65	63	62	55	56	60	10	17	92	239
ST. ANTHONY'S BALIKA M. VIDYALAYA, PANADURA.	130	59	63	63	56	59	59	60	10	17	92	239
HOLY CROSS COLLEGE, KALUTARA.	196	58	56	62	60	58	60	59	14	21	103	268
HOLY ANGEL'S GIRLS SCHOOL, PAYAGALA.	30	65	58	60	57	56	50	58	15	23	110	298
RAJAKEEYA VIDYALAYA, PANADURA.	317	51	52	63	61	59	57	57	16	24	125	348
NALEEM HAJIAR LADIES COLLEGE , BERUWALA.	158	61	57	64	53	50	50	56	17	25	131	383
TISSA M.M.V., KALUTARA NORTH.	222	51	53	57	56	60	56	56	17	25	131	383
ALUTGAMWEEDIYA MUSLIM BALIKA M. M. V., DHARGA TOWN.	68	58	57	65	49	47	52	55	19	29	145	441
SANGAMITTA BALIKA MAHA VIDYALAYA, ALUTHGAMA.	113	56	57	55	50	55	54	55	19	29	145	441
AL-HASSANIYA MAHA VIDYALAYA, MAGGONA.	33	59	55	57	52	52	48	54	21	31	154	503
WADDUWA M.M.V., WADDUWA.	201	51	53	55	54	55	55	54	21	31	154	503
ALAWIYA MUSLIM MAHA VIDYALAYA, PANADURA.	25	50	53	55	51	50	51	52	23	38	186	690
MORONTUDUWA DHAMMANANDA M. V., MORONTUDUWA.	81	45	50	49	63	53	51	52	23	38	186	690

* School Candidates (1st attempt)

School Performance Indices – G.C.E (O/L) Examination – 2017 (New Syllabus)

(Schools with 20 or more candidates)

Province	WESTERN
District	KALUTARA
Edu. Zone	KALUTARA

School	No of Candidates*	Performance Indices of Subjects						School Performance Index	Rank of the School			
		Religion	First Language	English	Science	Mathematics	History		Edu. Zone	District	Province	Island
DODAMGODA MIRISWATTA MAHA VIDYALAYA, DODAMGODA.	157	49	55	51	49	52	53	52	23	38	186	690
I.L.M.SAMSUDEEN VIDYALAYA, BERUWALA.	58	52	52	58	46	56	48	52	23	38	186	690
WADDUWA BALIKA VIDYALAYA, WADDUWA.	73	57	55	51	47	51	48	52	23	38	186	690
WELAPURA NAVODYA MAHA VIDYALAYA, KALUTARA.	126	47	50	54	54	50	52	51	28	46	204	809
JEELAN MADHYA MAHA VIDYALAYA, PANADURA.	117	51	49	60	47	47	45	50	29	51	223	943
WALANA MAHANAMA MAHA VIDYALAYA, PANADURA.	189	49	50	53	51	49	49	50	29	51	223	943
BAUDDALOKA M.V., PANADURA.	113	51	52	49	46	50	51	50	29	51	223	943
AL-FAHRIYA MADHYA MAHA VIDYALAYA, PANADURA.	108	44	48	55	47	48	49	49	32	58	244	1106
MUSLIM CENTRAL COLLEGE , KALUTARA	166	48	44	59	49	45	48	49	32	58	244	1106
PAYAGALA SAMUDRADEVI BALIKA VIDYALAYA PAYAGALA.	20	50	50	46	50	51	47	49	32	58	244	1106
POTHUWILA MAHA VIDYALAYA, PAYAGALA.	181	49	52	46	46	50	48	49	32	58	244	1106
ST. JOHN'S MAHA VIDYALAYA, PANADURA.	251	48	48	52	47	49	48	49	32	58	244	1106
D.S SENANAYAKA NATIONAL SCHOOL, BERUWALA.	114	48	47	50	48	48	51	49	32	58	244	1106
SRI GNANISSARA M.V., DHARGA TOWN.	117	47	48	52	49	50	50	49	32	58	244	1106
KATUKURUNDA R.C. MAHA VIDYALAYA, KALUTARA	45	53	49	49	44	49	41	48	39	70	274	1272
MALAMULLA MAHA VIDYALAYA, PANADURA.	50	47	52	50	44	47	49	48	39	70	274	1272
ILMA MUSLIM VIDYALAYA PANADURA.	31	48	47	54	42	44	44	47	41	78	297	1436
DESHASTHRA BALIKA VIDYALAYA, KALUTARA NORTH.	22	47	50	45	48	50	41	47	41	78	297	1436
GAMAGODA KANISHTA VIDYALAYA, KALUTARA.	25	46	51	45	45	48	46	47	41	78	297	1436
JANADHIPATHI VIDYALAYA, DODAMGODA.	35	45	47	46	44	45	53	47	41	78	297	1436
MUNHENA KANISHTA VIDYALAYA, MAGGONA.	53	46	50	49	42	50	45	47	41	78	297	1436
NEBODA MAHA VIDYALAYA, NEBODA.	73	48	49	40	42	45	55	47	41	78	297	1436
ST. JOHN MAHA VIDYALAYA, KALUTARA.	112	44	49	49	46	45	48	47	41	78	297	1436
BADANAGODA KANISHTA VIDYALAYA, BERUWALA.	28	58	46	35	45	45	45	46	48	89	321	1605

* School Candidates (1st attempt)

School Performance Indices – G.C.E (O/L) Examination – 2017 (New Syllabus)

(Schools with 20 or more candidates)

Province | WESTERN
District | KALUTARA
Edu. Zone | KALUTARA

School	No of Candidates*	Performance Indices of Subjects						School Performance Index	Rank of the School			
		Religion	First Language	English	Science	Mathematics	History		Edu. Zone	District	Province	Island
MAGALKANDA BAUDDHA KANISHTA VIDYALAYA, MAGGONA.	20	42	47	46	46	49	44	46	48	89	321	1605
NAGODA MAHA VIDYALAYA, BOMBUWALA.	64	39	46	48	46	47	47	46	48	89	321	1605
RAJAGURU SRI SUBHUTHI VIDYALAYA, WASKADUWA.	38	45	47	40	44	48	50	46	48	89	321	1605
ZAHIRA MAHA VIDYALAYA, DHARGA TOWN.	84	46	42	53	46	46	43	46	48	89	321	1605
AL-HAMBARA VIDYALAYA, DHARGA TOWN.	108	43	41	55	46	45	42	45	53	99	353	1787
ALUTHGAMA M.V., ALUTHGAMA.	136	42	42	46	44	47	49	45	53	99	353	1787
BANDARANAYAKA MAHA VIDYALAYA, PAYAGALA.	92	43	46	47	43	43	45	45	53	99	353	1787
DODAMGODA MAHA VIDYALAYA, DODAMGODA.	83	39	47	41	48	45	48	45	53	99	353	1787
KATUKURUNDA BAUDDHA KANISHTA VIDYALAYA, KALUTARA.	27	43	47	43	41	41	54	45	53	99	353	1787
UGGALBADA M.V., KALUTARA NORTH.	98	41	46	45	46	47	46	45	53	99	353	1787
BOLOSSAGAMA MAHA VIDYALAYA, KALUTARA.	49	45	50	40	42	40	48	44	59	111	388	1987
DIYAGAMA MAHA VIDYALAYA, GALPATHA.	64	42	48	40	48	41	45	44	59	111	388	1987
MUSAEUS KANISHTA SCHOOL, KALUTARA NORTH.	62	40	47	45	43	46	42	44	59	111	388	1987
PADAGODA M.V., BERUWALA.	78	42	42	37	43	45	52	44	59	111	388	1987
NALLURUWA SIRI SEEVALI MAHA VIDYALAYA, PANADURA.	28	42	38	42	46	40	51	43	63	117	414	2173
PALAYANGODA KANISHTA VIDYALAYA, PAYAGALA.	21	41	42	39	41	47	46	43	63	117	414	2173
BOMBUWALA SRI DARMALOKA MAHA VIDYALAYA, BOMBUWALA.	126	41	46	39	42	43	41	42	65	127	441	2346
HORETHUDUWA SRI CHANDRASEKARA M. V., KESELWATTA.	68	39	44	42	42	42	43	42	65	127	441	2346
KUDAHEENATIYANGALA SIRI SEEVALI MV., KALUTARA	27	39	43	44	43	44	41	42	65	127	441	2346
MAGGONA ST. MARY'S KANISHTA VIDYALAYA, MAGGONA.	27	48	41	39	41	40	44	42	65	127	441	2346
POTUPITIYA MAHA VIDYALAYA, WADDUWA.	95	40	42	41	42	42	44	42	65	127	441	2346
UPADHYAYA VIDYALAYA, PANADURA.	51	38	42	44	42	41	42	42	65	127	441	2346
AL-HUMAISARA CENTRAL COLLEGE, BERUWALA.	152	40	37	54	37	41	38	41	71	140	476	2530
ARIYAWANSA M.V., BERUWALA.	92	42	41	40	41	41	43	41	71	140	476	2530

* School Candidates (1st attempt)

School Performance Indices – G.C.E (O/L) Examination – 2017 (New Syllabus)

(Schools with 20 or more candidates)

Province	WESTERN
District	KALUTARA
Edu. Zone	KALUTARA

School	No of Candidates*	Performance Indices of Subjects						School Performance Index	Rank of the School			
		Religion	First Language	English	Science	Mathematics	History		Edu. Zone	District	Province	Island
KATUKURUNDA DHARMAPALA MAHA VIDYALAYA, KALUTARA.	87	37	41	42	45	40	40	41	71	140	476	2530
WALATARA KANISHTA VIDYALAYA, BERUWALA.	29	39	39	37	43	41	46	41	71	140	476	2530
ST. ANTHONY'S BOYS M.V., PANADURA.	38	40	34	46	42	40	40	40	75	149	507	2689
WADDUWA DHARMAPALA MAHA VIDYALAYA, WADDUWA.	31	36	40	43	43	40	39	40	75	149	507	2689
ZAM REFAI HAJIAR MAHA VIDYALAYA, BERUWALA.	140	38	35	46	35	37	36	38	77	157	545	2903
DELDUWA KANISHTA VIDYALAYA, WADDUWA.	34	37	36	37	39	37	34	37	78	160	561	2995
BHARATHY TAMIL VIDYALAYA TEBUWANA.	29	48	38	33	31	35	32	36	79	162	583	3083
BERUWALA R.C. KANISHTA VIDYALAYA, BERUWALA.	22	36	32	37	34	36	29	34	80	164	619	3237
SRI THAKSALA M.V., KESELWATTA.	86	32	32	35	36	32	31	33	81	165	628	3287
HALKANDAWILA MAHA VIDYALAYA, PAYAGALA.	88	33	36	32	30	31	31	32	82	169	639	3318
RATUWATTA DIAMOND JUBILEE COLLEGE, PANADURA.	23	25	36	36	38	33	26	32	82	169	639	3318
VIDYASARA SENIOR PIRIVENA, KALUTARA NORTH.	21	22	25	29	31	26	31	27	84	172	666	3409
Total	8033											

* School Candidates (1st attempt)

School Performance Indices – G.C.E (O/L) Examination – 2017 (New Syllabus)

(Schools with 20 or more candidates)

Province	WESTERN
District	KALUTARA
Edu. Zone	MATHUGAMA

School	No of Candidates*	Performance Indices of Subjects						School Performance Index	Rank of the School			
		Religion	First Language	English	Science	Mathematics	History		Edu. Zone	District	Province	Island
ANANDA SASTHRALAYA, MATUGAMA.	351	66	66	66	69	71	70	68	1	6	37	82
C.W.W.KANNANGARA MADHYA MAHA VIDYALAYA, MATUGAMA.	385	63	66	65	66	64	66	65	2	9	53	126
ST. MARY'S CLUSTER VIDYALAYA, MATUGAMA.	266	53	57	57	54	56	57	56	3	25	131	383
HORAWALA MAHA VIDYALAYA, WELIPENNA.	62	53	57	47	54	49	60	53	4	33	163	586
MORAPITIYA VEEDIYABANDARA M.V., MORAPITIYA.	62	49	58	50	51	53	55	53	4	33	163	586
NAVUTTUDUWA MAHA VIDYALAYA, NAVUTTUDUWA.	65	50	51	47	53	57	57	53	4	33	163	586
WELIPENNA SINHALA KANISHTA VIDYALAYA, WELIPENNA.	38	58	46	58	46	52	58	53	4	33	163	586
KAMBURAWALA CLUSTER VIDYALAYA, BADURALIYA.	188	51	49	51	54	49	55	52	8	38	186	690
MIHINDU MADHYA MAHA VIDYALAYA, AGALAWATTA.	204	50	53	48	51	52	53	51	9	46	204	809
MIRISWATTA MAHA VIDYALAYA, PELAWATTA.	62	52	52	42	53	51	53	51	9	46	204	809
PANTHIYA MAHA VIDYALAYA, MATUGAMA.	67	52	54	48	46	52	54	51	9	46	204	809
WALAGEDARA MAHA VIDYALAYA, WALAGEDARA.	102	50	50	45	52	56	52	51	9	46	204	809
D.D.ATHULATHMUDALI KANISHTA VIDYALAYA, MATUGAMA.	71	47	54	50	47	53	50	50	13	51	223	943
E.W.ADIKARAM MAHA VIDYALAYA, MATUGAMA.	86	48	52	47	53	49	51	50	13	51	223	943
COLVIN R. DE SILVA M.V., ITTAPANA.	89	48	50	44	46	51	52	49	15	58	244	1106
GAMMANA MAHA VIDYALAYA, YAGIRALA.	27	47	48	43	46	53	57	49	15	58	244	1106
OVITIGALA M.V., MATUGAMA.	21	50	47	49	51	45	52	49	15	58	244	1106
MERRIL KARIYAWASAM M.M.V., MEEGAHATENNA.	132	47	47	47	47	47	51	48	18	70	274	1272
KEVITIYAGALA MAHA VIDYALAYA, POLGAMPOLA.	34	49	46	39	48	49	52	47	19	78	297	1436
PELAWATTA MAHA VIDYALAYA, PELAWATTA.	34	49	50	42	48	45	50	47	19	78	297	1436
WALALLAWITA M.V., WALALLAWITA.	59	41	42	39	48	50	48	45	21	99	353	1787
BADURALIYA ADARSHA KANISHTA V., BADURALIYA.	46	42	44	38	45	42	52	44	22	111	388	1987
WELIPENNA RAHAMANIYA MUSLIM MAHA VIDYALAYA, WELIPENNA.	55	50	43	48	47	36	39	44	22	111	388	1987
HEDIGALLA JANAPADA M.V., BADURALIYA.	26	47	42	35	44	45	42	43	24	117	414	2173

* School Candidates (1st attempt)

School Performance Indices – G.C.E (O/L) Examination – 2017 (New Syllabus)

(Schools with 20 or more candidates)

Province	WESTERN
District	KALUTARA
Edu. Zone	MATHUGAMA

School	No of Candidates*	Performance Indices of Subjects						School Performance Index	Rank of the School			
		Religion	First Language	English	Science	Mathematics	History		Edu. Zone	District	Province	Island
HEDIGALLE SRI VIPULASIRI K. VIDYALAYA GURULUBEDDA.	25	45	47	38	37	41	50	43	24	117	414	2173
MOLKAWA MAHA V., AGALAWATTA.	27	46	46	36	41	44	46	43	24	117	414	2173
BELLANA MAHA VIDYALAYA, BELLANA.	63	41	44	39	43	42	43	42	27	127	441	2346
PELENDMA MAHA VIDYALAYA, PELENDMA.	22	39	45	36	46	43	44	42	27	127	441	2346
SRI PIYARATHANA MAHA VIDYALAYA, AGALAWATTA.	23	44	47	40	43	38	42	42	27	127	441	2346
YATTAPATHA KANISHTA V., VIA MATUGAMA.	29	48	40	34	39	40	44	41	30	140	476	2530
HEWESSA CLUSTER VIDYALAYA, PAHALA HEWESSA.	32	40	41	30	43	39	45	40	31	149	507	2689
YATIYANA KANISHTA VIDYALAYA, AGALAWATTA.	25	42	41	38	38	38	41	40	31	149	507	2689
LIHINIYAWA JUNIOR SECONDARY VIDYALAYA, MEEGAHATENNA.	20	45	37	31	37	36	42	38	33	157	545	2903
KALAIMAGAL TAMIL VIDYALAYA, MATUGAMA.	47	43	40	36	31	32	30	35	34	163	605	3160
BONDUPITIYA KANISHTA VIDYALAYA, DHARGA TOWN.	26	39	30	28	32	32	36	33	35	165	628	3287
Total	2871											

* School Candidates (1st attempt)

School Performance Indices – G.C.E (O/L) Examination – 2017 (New Syllabus)

(Schools with 20 or more candidates)

Province	WESTERN
District	KALUTARA
Edu. Zone	HORANA

School	No of Candidates*	Performance Indices of Subjects						School Performance Index	Rank of the School			
		Religion	First Language	English	Science	Mathematics	History		Edu. Zone	District	Province	Island
THAKSHILA M.M.V., HORANA.	367	75	75	78	80	79	79	78	1	2	7	10
ASOKA VIDYALAYA, HORANA.	78	53	62	82	65	63	60	64	2	11	60	145
SRIPALI M.V., HORANA.	311	59	61	65	67	65	65	64	2	11	60	145
HORANA RAJAKEEYA VIDYALAYA, HORANA.	303	59	61	62	63	61	63	62	4	13	72	183
PRAJAPATHI BALIKA V., HORANA.	125	61	67	62	59	60	60	62	4	13	72	183
HORANA DON PEDRICK MAHA VIDYALAYA, HORANA.	192	56	57	57	59	60	64	59	6	21	103	268
BANDARAGAMA M.M.V., BANDARAGAMA.	216	52	55	60	55	55	57	56	7	25	131	383
THAKSHILA MAHA VIDYALAYA, HORANA.	225	49	52	56	54	52	56	53	8	33	163	586
PALANNORUWA M.M.V., GONAPOLA JUNCTION.	137	49	51	50	53	51	55	52	9	38	186	690
VEYANGALLA MUSLIM V., AGALAWATTA.	37	53	56	56	51	43	52	52	9	38	186	690
BULATHSINHALA MADHYA MAHA VIDYALAYA, BULATHSINHALA.	170	48	49	49	50	51	52	50	11	51	223	943
DOMBAGODA SEELARATHANA CLUSTER SCHOOL, HORANA.	64	49	46	47	55	51	53	50	11	51	223	943
GALPATHA KANISHTA VID., KALUTARA.	29	51	44	53	51	45	49	49	13	58	244	1106
DEEPALOKA MAHA VIDYALAYA, NEBODA.	28	46	45	43	58	51	48	49	13	58	244	1106
BOTALEGAMA MAHA VIDYALAYA, BULATHSINHALA.	25	47	47	46	44	46	56	48	15	70	274	1272
KUDALIGAMA MAHA VIDYALAYA, NEBODA.	25	50	50	40	46	45	55	48	15	70	274	1272
MILLANIYA SRI DEWARAKSHITHA MAHA VIDYALAYA, MILLANIYA.	92	50	45	47	49	48	49	48	15	70	274	1272
NAHALLA SRI REWATHA MAHA VIDYALAYA, NEBODA.	57	46	46	50	47	45	56	48	15	70	274	1272
UDUWARA KANISHTA VIDYALAYA, ANGURUWATOTA.	29	51	52	46	46	46	46	48	15	70	274	1272
HALTOTA KANISHTA VIDYALAYA, HALTOTA.	26	47	48	48	45	40	52	47	20	78	297	1436
SRI MEDHANKARA MAHA VIDYALAYA, HORANA.	183	46	45	44	51	45	50	47	20	78	297	1436
GOVINNA MAHA VIDYALAYA, GOVINNA.	71	42	47	42	45	45	52	46	22	89	321	1605
HALWATURA TAMIL VIDYALAYA, BULATHSINGHALA.	25	46	58	45	31	47	49	46	22	89	321	1605
HANDAPANGODA MAHA VIDYALAYA, HANDAPANGODA.	104	40	44	52	44	48	47	46	22	89	321	1605

* School Candidates (1st attempt)

School Performance Indices – G.C.E (O/L) Examination – 2017 (New Syllabus)

(Schools with 20 or more candidates)

Province	WESTERN
District	KALUTARA
Edu. Zone	HORANA

School	No of Candidates*	Performance Indices of Subjects						School Performance Index	Rank of the School			
		Religion	First Language	English	Science	Mathematics	History		Edu. Zone	District	Province	Island
MANANA SRI GNANARATHANA KANISHTA VIDYALAYA, PORUWEDANDA.	24	48	50	37	47	47	49	46	22	89	321	1605
MEEWANAPALANA MAHA VIDYALAYA, MEEWANAPALANA.	63	48	43	46	48	45	47	46	22	89	321	1605
MILLEWA MAHA VIDYALAYA, MILLEWA.	24	52	46	42	42	43	43	45	27	99	353	1787
MORAGAHAHENA MAHA VIDYALAYA, MILLEWA.	117	45	47	44	44	45	46	45	27	99	353	1787
PORUWADANDA KALUPAHANA KANISHTA VIDYALAYA, PORUWADANDA.	23	37	45	40	48	47	50	45	27	99	353	1787
WEVITA MAITHRI MAHA VIDYALAYA, BANDARAGAMA.	149	41	45	47	45	46	43	45	27	99	353	1787
VIDYARATNA VIDYATHANA PIRIVENA, HORANA.	182	44	45	46	45	42	48	45	27	99	353	1787
GAMINI M.M.V., INGIRIYA.	200	41	44	42	44	41	43	43	32	117	414	2173
SRI SUMANGALA MAHA VIDYALAYA, GONAPALA JUNCTION.	94	42	44	42	43	42	44	43	32	117	414	2173
SIRIMEWAN MAHA VIDYALAYA, POKUNUWITA.	51	39	41	43	44	42	46	43	32	117	414	2173
URUGALA SRI DHARMALOKA KANISHTA VIDYALAYA, INGIRIYA.	33	41	46	39	42	38	52	43	32	117	414	2173
WALGAMA SRI SADDHATISSA MAHA VIDYALAYA, BANDARAGAMA.	104	40	43	43	41	44	47	43	32	117	414	2173
AL-GAZZALY MUSLIM MAHA VIDYALAYA, BANDARAGAMA.	138	41	41	45	43	41	43	42	37	127	441	2346
MADURAWALA MAHA VIDYALAYA, ANGURUWATOTA.	46	39	45	41	43	37	48	42	37	127	441	2346
MILLAKANDA TAMIL VIDYALAYA, BULATHSINGHALA.	30	50	45	38	32	40	46	42	37	127	441	2346
PATHAHAWATTA SRI SWARNAJOTHI M.V., BANDARAGAMA.	56	41	43	41	37	40	51	42	37	127	441	2346
ARUGGODA SRI PARAKRAMA M.V., PANADURA.	70	40	41	45	41	39	39	41	41	140	476	2530
MAPUTUGALA MAHA VIDYALAYA, PORUWEDANDA.	55	44	41	39	43	40	40	41	41	140	476	2530
PARAGASTOTA VIDYALOKA MAHA VIDYALAYA, PARAGASTOTA.	49	40	47	42	35	42	41	41	41	140	476	2530
POLEGODA MAHA VIDYALAYA, MAHAGAMA.	98	39	37	41	40	43	45	41	41	140	476	2530
KIDELPITIYA SRI SARALANKARA M.V., BANDARAGAMA.	66	39	43	40	39	43	38	40	45	149	507	2689
MAHAWILA KANISHTA VIDYALAYA, PANADURA.	54	38	41	44	37	37	42	40	45	149	507	2689
ALUBOMULLA S. MAHINDA MAHA VIDYALAYA, ALUBOMULLA.	64	41	39	41	37	41	38	40	45	149	507	2689
RAIGAMA LOWER DIVISION TAMIL VIDYALAYA, INGIRIYA.	43	44	43	39	31	34	40	39	48	156	529	2808

* School Candidates (1st attempt)

School Performance Indices – G.C.E (O/L) Examination – 2017 (New Syllabus)

(Schools with 20 or more candidates)

Province	WESTERN
District	KALUTARA
Edu. Zone	HORANA

School	No of Candidates*	Performance Indices of Subjects						School Performance Index	Rank of the School			
		Religion	First Language	English	Science	Mathematics	History		Edu. Zone	District	Province	Island
WENIWELPITIYA KANISHTA VIDYALAYA, HALTOTA.	26	38	37	39	38	36	38	38	49	157	545	2903
REMUNA MAHA VIDYALAYA, ANGURUWATOTA.	68	35	40	38	36	38	37	37	50	160	561	2995
HORANA TAMIL MAHA VIDYALAYA HORANA.	29	33	34	40	25	35	32	33	51	165	628	3287
GIKIYANAKANDA TAMIL VIDYALAYA, NEBODA.	22	39	44	32	23	30	30	33	51	165	628	3287
WICKRAMSEELA PIRIVENA, BANDARAGAMA	24	31	25	31	27	26	31	29	53	171	657	3390
Total	4921											

* School Candidates (1st attempt)

School Performance Indices - G.C.E. (O/L) Examination – 2017 (New Syllabus)

(Schools with 20 or more candidates)

CENTRAL PROVINCE

School Performance Indices – G.C.E (O/L) Examination – 2017 (New Syllabus)

(Schools with 20 or more candidates)

Province	CENTRAL
District	KANDY
Edu. Zone	KANDY

School	No of Candidates*	Performance Indices of Subjects						School Performance Index	Rank of the School			
		Religion	First Language	English	Science	Mathematics	History		Edu. Zone	District	Province	Island
PUSHPADANA BALIKA M.V., KANDY.	228	80	79	80	79	80	81	80	1	1	2	4
MAHAMAYA BALIKA VIDYALAYA, KANDY.	317	73	78	79	75	73	75	76	2	2	3	14
RANABIMA ROYAL COLLEGE , PERADENIYA.	147	74	72	77	80	76	79	76	2	2	3	14
GIRLS' HIGH SCHOOL, KANDY.	395	73	74	79	73	72	72	74	4	4	5	26
DHARMARAJA VIDYALAYA, KANDY.	305	64	66	76	74	72	72	71	5	5	8	46
HILLWOOD COLLEGE, KANDY.	162	67	72	82	68	65	69	71	5	5	8	46
TRINITY COLLEGE, KANDY.	258	61	58	84	73	70	69	69	7	7	10	67
SWARNAMALI BALIKA MAHA VIDYALAYA, KANDY.	258	70	68	68	65	63	69	67	8	8	13	98
KINGSWOOD VIDYALAYA, KANDY.	242	60	60	72	70	68	67	66	9	9	14	109
ST. SYLVESTER'S COLLEGE, KANDY.	287	58	60	69	69	66	66	65	10	12	17	126
SRI CHANDANANDA BUDDHIST COLLEGE, KANDY	256	57	60	72	68	64	67	65	10	12	17	126
HEMAMALI BALIKA MAHA VIDYALAYA, KANDY.	189	65	66	64	62	63	63	64	12	14	20	145
ST. ANTHONY'S BALIKA VIDYALAYA, KANDY.	253	63	69	70	61	59	64	64	12	14	20	145
SITA DEVI BALIKA MAHA VIDYALAYA, KANDY.	194	62	63	64	60	58	63	62	14	17	24	183
GOOD SHEPHERD CONVENT, KANDY.	142	60	62	72	58	55	58	61	15	19	27	208
ST. ANTHONY'S BOYS COLLEGE, KANDY.	222	55	55	74	64	59	61	61	15	19	27	208
VIDYALOKA M.V., TENNEKUMBURA.	25	52	54	61	66	60	62	59	17	21	29	268
VIDYARTHA VIDYALAYA, KANDY.	309	54	53	64	63	61	60	59	17	21	29	268
VIHARAMAHADEVI BALIKA MAHA VIDYALAYA, KANDY.	214	59	62	65	55	54	58	59	17	21	29	268
PERADENIYA M.M.V., PERADENIYA.	153	56	57	55	55	54	57	56	20	29	43	383
DHARMAWICKREMA BALIKA VIDYALAYA, KANDY.	87	56	60	54	53	48	58	55	21	30	47	441
BADI UDIN MAHAMUD B.M. VIDYALAYA, KANDY.	144	55	54	66	50	47	54	54	22	37	55	503
MAHANAMA MAHA VIDYALAYA, KANDY.	122	52	48	58	58	54	54	54	22	37	55	503
GURUDENIYA MAHA VIDYALAYA, GURUDENIYA.	58	49	48	61	57	51	56	54	22	37	55	503

* School Candidates (1st attempt)

School Performance Indices – G.C.E (O/L) Examination – 2017 (New Syllabus)

(Schools with 20 or more candidates)

Province | CENTRAL
District | KANDY
Edu. Zone | KANDY

School	No of Candidates*	Performance Indices of Subjects						School Performance Index	Rank of the School			
		Religion	First Language	English	Science	Mathematics	History		Edu. Zone	District	Province	Island
HEWAHETA M.M.V., THALATU OYA.	164	53	53	53	54	53	57	54	22	37	55	503
UDAPITIYA AL-HUSNA M.V., DELTOTA.	20	62	52	56	49	46	57	54	22	37	55	503
SRI RAHULA M.V., KATUGASTOTA.	201	53	52	54	51	51	57	53	27	47	73	586
GOTHAMI BALIKA MAHA VIDYALAYA, KANDY.	82	51	54	52	52	48	52	52	28	53	90	690
SARASAVI UYANA MAHA VIDYALAYA, PERADENIYA.	196	49	49	55	53	52	56	52	28	53	90	690
SIDDARTHA MAHA VIDYALAYA, AMPITIYA.	26	53	51	52	52	50	52	52	28	53	90	690
ENASALGOLLA CENTRAL COLLEGE, DELTOTA.	67	58	51	51	47	46	49	50	31	65	121	943
AMPITIYA BERREWAERTS MAHA VIDYALAYA, AMPITIYA.	142	48	48	51	49	47	52	49	32	75	140	1106
LUMBINI RAJAKEEYA VIDYALAYA, KANDY.	43	44	47	53	45	49	55	49	32	75	140	1106
D.S. SENANAYAKA VIDYALAYA, KANDY.	114	42	45	54	52	50	50	49	32	75	140	1106
WARIYAPOLA SRI SUMANGALA VIDYALAYA, KANDY.	203	47	46	54	52	47	50	49	32	75	140	1106
SRI RAMAKRISHNA CENTRAL COLLEGE, GALAHA.	119	48	51	52	46	46	44	48	36	88	159	1272
KARAGASKADA MADYA MAHA VIDYALAYA, DELTOTA.	65	55	48	46	42	47	49	48	36	88	159	1272
SEEVALI MAHA VIDYALAYA, HINDAGALA.	56	47	50	46	44	40	49	46	38	107	200	1605
MALAIMAHAL HINDU M.M.V. DELTOTA.	64	53	50	42	40	46	43	46	38	107	200	1605
DELTOTA MUSLIM CENTRAL COLLEGE DELTOTA.	71	49	50	48	37	43	41	45	40	123	226	1787
MARASSANA NATIONAL COLLEGE MARASSANA.	82	49	47	44	41	44	45	45	40	123	226	1787
VIVEKANANDA TAMIL MAHA VIDYALAYA, KANDY.	30	45	47	53	41	40	40	44	42	137	259	1987
BOPITIYA RAJASINGHE NATIONAL COLLEGE, MARASSANA.	53	47	41	42	39	38	39	41	43	174	345	2530
ETULGAMA MAHA VIDYALAYA, TALATUOYA.	28	42	48	36	38	35	46	41	43	174	345	2530
HINDU SENIOR SCHOOL, KANDY.	23	44	46	45	34	32	42	41	43	174	345	2530
LAKPAHANA ADVENTIST SEMINARY & COLLEGE, MAILAPITIYA.	28	41	41	47	36	37	41	41	43	174	345	2530
BADHRAWATHIE M.V. GALAHA.	50	39	38	43	43	40	44	41	43	174	345	2530
MAILAPITIYA MAHA VIDYALAYA, MAILAPITIYA.	47	41	41	41	41	36	42	40	48	187	371	2689

* School Candidates (1st attempt)

School Performance Indices – G.C.E (O/L) Examination – 2017 (New Syllabus)

(Schools with 20 or more candidates)

Province | CENTRAL
 District | KANDY
 Edu. Zone | KANDY

School	No of Candidates*	Performance Indices of Subjects						School Performance Index	Rank of the School			
		Religion	First Language	English	Science	Mathematics	History		Edu. Zone	District	Province	Island
PERADENIYA JUNIOR SECONDARY VIDYALAYA, PERADENIYA.	25	38	42	48	37	37	36	40	48	187	371	2689
UDUWELA MAHA VIDYALAYA UDUWELA.	63	41	50	39	37	33	40	40	48	187	371	2689
UDUWELA GOVERNMENT BUDDHIST VIDYALAYA, UDUWELA.	24	43	39	33	35	36	41	38	51	201	413	2903
ZAHIRA MAHA VIDYALAYA, KATUGASTOTA.	40	39	34	50	30	39	32	37	52	212	432	2995
HAPUTALE MAHA VIDYALAYA, TALATUOYA.	56	38	45	34	33	30	37	36	53	216	440	3083
SRI BHARATHIE SENIOR PIRIVENA, PERADENIYA.	26	37	35	40	30	32	33	35	54	219	447	3160
LOOLCONDRA TAMIL VIDYALAYA, DELTOTA.	23	39	41	27	24	30	27	31	55	235	488	3356
Total	7198											

* School Candidates (1st attempt)

School Performance Indices – G.C.E (O/L) Examination – 2017 (New Syllabus)

(Schools with 20 or more candidates)

Province	CENTRAL
District	KANDY
Edu. Zone	DENUWARA

School	No of Candidates*	Performance Indices of Subjects						School Performance Index	Rank of the School			
		Religion	First Language	English	Science	Mathematics	History		Edu. Zone	District	Province	Island
UDUNUWARA FATHIMA MUSLIM BALIKA VIDYALAYA, MURUTHAGAHAMULA.	59	63	63	74	59	53	57	62	1	17	24	183
EERIYAGAMA SRI PUSHPADANA V. PERADENIYA.	57	58	55	61	58	57	53	57	2	28	39	348
DEHIANGA AL ASHAR MADYA MAHA VIDYALAYA, MURUTHALAWA.	61	58	58	52	57	46	61	55	3	30	47	441
HERAMITIGALA SRI DHEERANANDA VIDYALAYA, PILIMATALAWA.	149	53	52	54	57	53	55	54	4	37	55	503
AL MANAR CENTRAL COLLEGE HANDESSA.	150	57	53	61	49	47	49	53	5	47	73	586
ARAFI MUSLIM VID., HANDESSA.	30	53	52	54	49	46	50	51	6	59	108	809
AL-AGSA MUSLIM VIDYALAYA, VELAMBODA.	24	58	48	55	46	46	51	51	6	59	108	809
D.B.WIJETUNGA NATIONAL SCHOOL, MURUTHAGAHAMULA.	95	51	47	51	51	51	53	51	6	59	108	809
AL-SHAMS VIDYALAYA, GELIOYA.	20	54	50	57	43	44	44	49	9	75	140	1106
SRI SWARNAJOTHI NATIONAL COLLEGE, KIRIBATHKUMBURA.	101	45	47	54	50	48	50	49	9	75	140	1106
LANKATHILAKE M.V., HANDESSA.	36	49	49	44	49	42	54	48	11	88	159	1272
PILIMATALAWA M.M.V., PILIMATALAWA.	142	50	50	45	49	46	49	48	11	88	159	1272
SRI PRAGNARATHNA MADHYA M. VIDYALAYA, GELIOYA.	88	49	48	46	46	45	45	47	13	100	183	1436
KURUKUTTALA MUSLIM MAHA VIDYALAYA, KADUGANNAWA.	53	57	48	47	44	35	52	47	13	100	183	1436
YAHALATENNE MUSLIM MAHA VIDYALAYA, YAHALATENNA.	28	49	46	50	46	42	49	47	13	100	183	1436
HANDESSA MAHA VIDYALAYA, HANDESSA.	45	44	48	45	47	46	46	46	16	107	200	1605
KADUGANNAWA NATIONAL COLLEGE, KADUGANNAWA.	138	45	45	47	47	43	47	46	16	107	200	1605
ALAPALAWALA M.V., HANDESSA.	21	46	45	49	42	40	46	45	18	123	226	1787
DANTHURE M.M.VIDYALAYA DANTHURE.	103	46	46	44	45	44	47	45	18	123	226	1787
PELEWA M.V., MURUTALAWA.	84	48	45	43	47	40	48	45	18	123	226	1787
UDA ALUDENIYA M. VIDYALAYA, WELIGALLA.	35	41	42	44	42	45	43	43	21	150	290	2173
WATTAPPOLA M.M.V., PILIMATALAWA.	49	49	43	43	42	36	44	43	21	150	290	2173
AS SIRAJ BOY'S VIDYALAYA., GELIOYA.	39	43	41	55	39	36	39	42	23	160	313	2346
WELAMBODA MUSLIM MAHA VIDYALAYA, WELAMBODA.	114	46	41	50	41	37	38	42	23	160	313	2346

* School Candidates (1st attempt)

School Performance Indices – G.C.E (O/L) Examination – 2017 (New Syllabus)

(Schools with 20 or more candidates)

Province	CENTRAL
District	KANDY
Edu. Zone	DENUWARA

School	No of Candidates*	Performance Indices of Subjects						School Performance Index	Rank of the School			
		Religion	First Language	English	Science	Mathematics	History		Edu. Zone	District	Province	Island
AMUNUPURA K. VIDYALAYA, MENIKDIWELA.	26	43	38	40	43	38	46	41	25	174	345	2530
RANGAMA MAHA VIDYALAYA, HANDESSA.	24	41	36	32	38	33	42	37	26	212	432	2995
DODAMWALA MAHA VIDYALAYA, MURUTHALAWA.	25	36	38	34	34	32	42	36	27	216	440	3083
GADALADENIYA MAHA VIDYALAYA, PILIMATALAWA.	23	36	33	36	28	37	37	35	28	219	447	3160
MENIKDIWELA M.M.V., MENIKDIWELA.	50	36	31	31	37	35	36	34	29	230	469	3237
Total	1869											

* School Candidates (1st attempt)

School Performance Indices – G.C.E (O/L) Examination – 2017 (New Syllabus)

(Schools with 20 or more candidates)

Province | CENTRAL
District | KANDY
Edu. Zone | GAMPOLA

School	No of Candidates*	Performance Indices of Subjects						School Performance Index	Rank of the School			
		Religion	First Language	English	Science	Mathematics	History		Edu. Zone	District	Province	Island
KURUNDUWATTA ROYAL COLLEGE KURUNDUWATHTHA	148	66	65	66	67	66	66	66	1	9	14	109
ST. JOSEPH'S BALIKA V., GAMPOLA.	192	64	64	67	59	60	64	63	2	16	22	168
JINARAJA BALIKA M.V., GAMPOLA.	183	56	58	58	56	51	51	55	3	30	47	441
IQRAH MUSLIM MAHA VIDYALAYA, ULAPANE.	35	58	57	55	51	52	56	55	3	30	47	441
ANURUDDHA KUMARA NATIONAL SCHOOL, NAWALAPITIYA.	105	49	50	56	55	56	56	54	5	37	55	503
ST.ANDREW'S BALIKA MAHA VIDYALAYA, NAWALAPITIYA.	139	51	54	58	47	48	51	52	6	53	90	690
KALUGAMUWA M.M.V., GELIOYA.	46	51	49	57	48	44	52	50	7	65	121	943
KATHIRESAN HINDU LADIES COLLEGE NAWALAPITIYA.	68	55	58	50	44	44	50	50	7	65	121	943
AL-AZHAR VIDYALAYA, NAWALAPITIYA.	23	54	51	51	44	49	49	50	7	65	121	943
WICKRAMABAHU MADYA MAHA VIDYALAYA, GAMPOLA.	152	47	45	56	50	51	51	50	7	65	121	943
DEVI BALIKA M.V., GAMPOLA.	21	52	47	54	47	47	48	49	11	75	140	1106
JINARAJA BOY'S VIDYALAYA, GAMPOLA.	188	44	43	50	51	49	51	48	12	88	159	1272
ZAHIRA M.V., GAMPOLA.	236	45	50	61	43	45	45	48	12	88	159	1272
KADIRESHAN M.M.V. NAWALAPITIYA.	94	47	47	51	44	42	42	46	14	107	200	1605
M.S.ALUTHGAMAGE M.VIDYALAYA, MEETALAWA.	35	47	44	42	46	43	46	45	15	123	226	1787
HOLY TRINITY COLLEGE, PUSSELLAWA.	51	48	47	42	43	46	44	45	15	123	226	1787
GANGASIRIPURA VIDYALAYA, GAMPOLA.	70	42	40	51	45	45	42	44	17	137	259	1987
GAMPOLA HINDU COLLEGE, GAMPOLA.	85	46	50	51	39	38	39	44	17	137	259	1987
VIMALADHARMA NATIONAL COLLEGE, ATABAGE.	64	48	43	43	44	40	43	44	17	137	259	1987
WEWATENNA MAHA VIDYALAYA, GAMPOLA.	29	50	44	41	47	39	42	44	17	137	259	1987
ULAPANE M.V., ULAPANE.	45	44	39	45	40	43	48	43	21	150	290	2173
HINDU NATIONAL COLLEGE, PUSSELLAWA.	157	44	48	41	39	37	42	42	22	160	313	2346
SRI DAMMARATHNA K.VIDYALAYA, NAWALAPITIYA.	24	40	45	40	40	43	41	42	22	160	313	2346
KALAIVANI TAMIL VIDYALAYA, PUPURESSA.	25	47	45	42	35	38	42	42	22	160	313	2346

* School Candidates (1st attempt)

School Performance Indices – G.C.E (O/L) Examination – 2017 (New Syllabus)

(Schools with 20 or more candidates)

Province | CENTRAL
District | KANDY
Edu. Zone | GAMPOLA

School	No of Candidates*	Performance Indices of Subjects						School Performance Index	Rank of the School			
		Religion	First Language	English	Science	Mathematics	History		Edu. Zone	District	Province	Island
NILLAMBA MAHA VIDYALAYA, NILLAMBA.	30	45	44	42	42	41	39	42	22	160	313	2346
ATABAGE UDAGAMA MAHA VIDYALAYA, MAHA UDAGAMA.	57	46	44	38	42	36	41	41	26	174	345	2530
GAMPOLA MUSLIM MAHA VIDYALAYA, GAMPOLA.	39	41	41	50	36	36	39	41	26	174	345	2530
AL-HIKMA MUSLIM VIDYALAYA, GAMPOLA.	28	43	38	45	36	36	40	40	28	187	371	2689
SARASWATHY CENTRAL COLLEGE PUSSELLAWA.	82	41	42	39	37	41	41	40	28	187	371	2689
SENADHIKARI NATIONAL COLLEGE, UDAHENTENNA.	98	41	41	39	39	41	39	40	28	187	371	2689
WESTHALL TAMIL VIDYALAYA, KATABOOLA.	58	43	45	40	39	44	31	40	28	187	371	2689
ST. ANDREW'S M.V., GAMPOLA.	47	35	41	45	39	36	35	39	32	198	400	2808
DOLUWA MAHA VIDYALAYA, GAMPOLA.	46	45	39	33	42	33	33	38	33	201	413	2903
GAMPOLA BUDDHIST VIDYALAYA GAMPOLA.	73	39	37	42	40	34	36	38	33	201	413	2903
GROVEHILL KANISHTA V., PANVILATENNA.	35	42	38	33	36	40	41	38	33	201	413	2903
PANVILATENNA MAHA VIDYALAYA, PANVILATENNA.	52	37	40	37	34	35	42	38	33	201	413	2903
ST. MARY'S MAHA VIDYALAYA, NAWALAPITIYA.	77	39	39	46	36	34	34	38	33	201	413	2903
WARAKAWA KANISHTA VIDYALAYA, NAWALAPITIYA.	22	41	36	32	40	39	42	38	33	201	413	2903
NAWALAPITIYA M.M.V., NAWALAPITIYA.	34	36	35	36	38	35	35	36	39	216	440	3083
NAYAPANA TAMIL VIDYALAYA, PUSSELLAWA.	28	40	41	30	30	36	31	35	40	219	447	3160
ROMAN CATHOLIC V., ATABAGE.	30	36	32	42	38	31	30	35	40	219	447	3160
STELLENBERG TAMIL VIDYALAYA, PUPURESSA.	25	39	37	36	26	33	36	35	40	219	447	3160
CRAIGHEAD NO 1 TAMIL VIDYALAYA, UDAHENTENNA.	34	45	38	35	29	24	30	34	43	230	469	3237
DOLOSBAJE JUNIOR SCHOOL, DOLOSBAJE.	25	24	30	28	24	27	28	27	44	240	496	3409
Total	3135											

* School Candidates (1st attempt)

School Performance Indices – G.C.E (O/L) Examination – 2017 (New Syllabus)

(Schools with 20 or more candidates)

Province | CENTRAL
District | KANDY
Edu. Zone | TELDENIYA

School	No of Candidates*	Performance Indices of Subjects						School Performance Index	Rank of the School			
		Religion	First Language	English	Science	Mathematics	History		Edu. Zone	District	Province	Island
TEL DENIYA NATIONAL COLLEGE, TELDENIYA.	179	55	59	60	59	58	61	59	1	21	29	268
RANASINGHE PREMADASA NATIONAL SCHOOL, HASALAKA.	106	51	55	47	59	55	49	53	2	47	73	586
UDADUMBARA SECONDARY SCHOOL, UDADUMBARA.	65	51	52	53	53	54	54	53	2	47	73	586
WIMALADHARMA SECONDRY SCHOOL, BOPANA.	46	49	54	56	49	56	55	53	2	47	73	586
CHULABHAYA SECONDARY SCHOOL , UDADUMBARA.	65	46	48	45	50	58	52	50	5	65	121	943
KEENAPELESSA BALIKA V., HASALAKA.	22	53	53	42	52	48	49	50	5	65	121	943
MAHABERIYATENNA TAMIL MAHA VIDYALAYA, RAJAWELLA.	20	60	57	46	46	37	49	49	7	75	140	1106
MEEGOLLA KANISHTA VIDYALAYA, BARAWARDHANA OYA.	22	55	47	41	47	57	46	49	7	75	140	1106
AMUPITIYA NATIONAL SCHOOL UDISPATTUWA.	41	45	46	49	48	49	51	48	9	88	159	1272
GAMIMA BANDARANAYAKA MAHA VIDYALAYA, TELDENIYA.	24	44	50	48	49	52	46	48	9	88	159	1272
KOLONGODA M.M.V., KOLONGODA.	88	49	42	41	49	53	50	47	11	100	183	1436
HANDAGANAWA MAHA VIDYALAYA, HANDAGANAWA.	44	46	51	40	47	48	46	46	12	107	200	1605
HIJRAPURA MUSLIM V., TELDENIYA.	29	48	51	55	45	33	44	46	12	107	200	1605
GAMINIE DISSANAYAKE MODEL VIDYALAYA. HASALAKA.	87	43	44	43	52	45	51	46	12	107	200	1605
KARALLIYADDA K.V., TELDENIYA.	47	48	49	40	40	43	52	45	15	123	226	1787
SENARATHWELA MAHA VIDYALAYA, RAJAWELLA.	27	47	43	46	46	37	49	45	15	123	226	1787
SIVANESWARA MAHA VIDYALAYA, HUNNASGIRIYA.	25	49	43	50	36	41	45	44	17	137	259	1987
DUNHINNA SECONDARY SCHOOL WERAPITIYA.	54	45	47	40	40	44	45	44	17	137	259	1987
AMBALE KANISHTA VIDYALAYA, MEDA MAHANUWARA.	20	45	48	45	39	39	43	43	19	150	290	2173
DUNUWILA MAHABODHI VIDYALAYA, MEDA MAHANUWARA.	25	44	44	43	38	44	44	43	19	150	290	2173
MADUGALLA MAHA VIDYALAYA, MADUGALLA.	21	41	40	43	45	40	49	43	19	150	290	2173
NUGETENNA MAHA VIDYALAYA, HUNNASGIRIYA.	36	45	41	44	39	42	46	43	19	150	290	2173
UDISPATTUWA M.M.V., UDISPATTUWA.	85	41	38	43	42	43	39	41	23	174	345	2530
SANGABODHI MADYA MAHA VIDYALAYA, MINIPE.	61	38	36	35	41	48	39	40	24	187	371	2689

* School Candidates (1st attempt)

School Performance Indices – G.C.E (O/L) Examination – 2017 (New Syllabus)

(Schools with 20 or more candidates)

Province	CENTRAL
District	KANDY
Edu. Zone	TEL DENIYA

School	No of Candidates*	Performance Indices of Subjects						School Performance Index	Rank of the School			
		Religion	First Language	English	Science	Mathematics	History		Edu. Zone	District	Province	Island
MEDAMAHANUWARA M.M.V., MEDAMAHANUWARA.	93	43	41	38	36	39	41	40	24	187	371	2689
RANGALA TAMIL MAHA VIDYALAYA, RANGALA.	62	40	46	32	36	39	40	39	26	198	400	2808
BANDARANAYAKA SECONDARY SCHOOL , BARAWARDHANOYA	90	36	40	36	39	40	35	38	27	201	413	2903
ULPOTHAGAMA K.V., ULPOTHAGAMA.	29	43	36	34	43	34	39	38	27	201	413	2903
PILHATHA MAHA VIDYALAYA, HASALAKA.	46	43	32	33	40	37	36	37	29	212	432	2995
VIBULANANTHAR TAMIL VIDYALAYA RANGALA.	21	42	37	31	23	39	40	35	30	219	447	3160
MINIPE JUNIOR SECONDARY SCHOOL, AMBAGHAPELESSA.	24	35	38	30	34	35	29	34	31	230	469	3237
BAMBARABEDDA K. VIDYALAYA, HUNNASGIRIYA,	25	32	30	26	33	30	32	31	32	235	488	3356
Total	1629											

* School Candidates (1st attempt)

School Performance Indices – G.C.E (O/L) Examination – 2017 (New Syllabus)

(Schools with 20 or more candidates)

Province	CENTRAL
District	KANDY
Edu. Zone	WATTEGAMA

School	No of Candidates*	Performance Indices of Subjects						School Performance Index	Rank of the School			
		Religion	First Language	English	Science	Mathematics	History		Edu. Zone	District	Province	Island
A. RATHNAYAKE M.M.V., MENIKHINNA.	189	67	66	66	63	65	66	66	1	9	14	109
WATTEGAMA BALIKA MAHA VIDYALAYA, WATTEGAMA.	166	56	60	61	57	58	59	59	2	21	29	268
MAHANUWARA MODEL VIDYALAYA, POLGOLLA.	109	57	59	60	62	54	58	58	3	26	36	298
HURIKADUWA BALIKA VIDYALAYA, MENIKHINNA.	62	51	57	57	52	49	54	53	4	47	73	586
RAJAWELLA HINDU NATIONAL COLLEGE, RAJAWELLA.	79	53	58	52	51	51	48	52	5	53	90	690
SAMUDRA DEVI BALIKA V., KATUGASTHOTA.	66	54	55	52	48	45	54	51	6	59	108	809
PILAWALA M.V., KANDY.	95	54	47	49	49	51	54	51	6	59	108	809
SIRIMALWATTA MAHA VIDYALAYA, GUNNEPANA.	50	47	51	53	51	46	53	50	8	65	121	943
S.W.R.D.BANDARANAYAKE NATIONAL COLLEGE, KUNDASALE.	121	44	50	53	50	48	50	49	9	75	140	1106
MADINA NATIONAL SCHOOL, MADAWALA BAZAAR.	260	48	48	57	47	45	46	49	9	75	140	1106
JAMIUL AZHAR MADYA MAHA VIDYALAYA, UDATHALAWINNA.	73	51	49	52	46	43	47	48	11	88	159	1272
KENGALLA TAMIL VIDYALAYA, KENGALLA.	21	53	49	56	39	42	51	48	11	88	159	1272
MAHAWELI MAHA VIDYALAYA, KATUGASTOTA.	29	45	42	50	49	47	43	46	13	107	200	1605
UDAGAMA MAHA VIDYALAYA MENIKHINNA.	22	50	46	46	40	47	46	46	13	107	200	1605
RAJASINGHE M.M.V., PANWILA.	60	45	41	42	46	43	50	45	15	123	226	1787
PATHADUMBARA MAHA VIDYALAYA, MENIKHINNA.	129	42	43	45	45	47	45	45	15	123	226	1787
WATTEGAMA MADHYA MAHA VIDYALAYA, WATTEGAMA.	107	41	41	48	45	46	47	45	15	123	226	1787
BHARATHI TAMIL MAHA VIDYALAYA, WATTEGAMA.	32	44	45	50	39	46	42	44	18	137	259	1987
AL-SAFA MAHA VIDYALAYA, POLGOLLA.	27	43	47	41	44	39	50	44	18	137	259	1987
LUNUKETIYA MADITTA MAHA VIDYALAYA, LUNUKETIYA MADITTA.	42	41	46	44	44	38	43	43	20	150	290	2173
SIDDHARTHA VIDYALAYA, WATTEGAMA.	33	43	43	40	42	39	43	42	21	160	313	2346
AL-HIKMA M.M.VIDYALAYA, RAJAWELLA..	69	42	45	45	41	38	43	42	21	160	313	2346
KENGALLA M.V., KENGALLA.	109	41	40	45	39	39	46	42	21	160	313	2346
PARANAGAMA M.M.V., JAMBUGAHAPITIYA.	32	43	43	37	43	40	43	42	21	160	313	2346

* School Candidates (1st attempt)

School Performance Indices – G.C.E (O/L) Examination – 2017 (New Syllabus)

(Schools with 20 or more candidates)

Province	CENTRAL
District	KANDY
Edu. Zone	WATTEGAMA

School	No of Candidates*	Performance Indices of Subjects						School Performance Index	Rank of the School			
		Religion	First Language	English	Science	Mathematics	History		Edu. Zone	District	Province	Island
MENIKHINNA M.V., MENIKHINNA.	30	41	37	37	45	43	45	41	25	174	345	2530
YATIRAWANA MAHA VIDYALAYA, WATTEGAMA.	40	41	42	44	39	35	43	41	25	174	345	2530
DORAGAMUWA MAHA VIDYALAYA, DORAGAMUWA.	27	41	39	45	39	34	41	40	27	187	371	2689
MAHASAN M.VIDYALAYA, KATUGASTOTA.	34	44	35	32	41	37	46	39	28	198	400	2808
AMBAL TAMIL VIDYALAYA, KENGALLA.	45	43	42	31	28	42	43	38	29	201	413	2903
VIGNESWARA TAMIL MAHA VIDYALAYA, PANWILA.	36	39	42	39	32	40	36	38	29	201	413	2903
VIPULANANDA TAMIL VIDYALAYA. MADULKALE.	37	41	41	29	33	33	33	35	31	219	447	3160
KANDAKETTIYA TAMIL MAHA VIDYALAYA, MADULKELLE.	40	39	40	27	32	35	39	35	31	219	447	3160
PARAMESWARA T.V., MADULKELLE.	30	44	38	31	31	33	35	35	31	219	447	3160
ABIRAMY TAMIL MAHA VIDYALAYA, MADULKELE.	72	40	37	27	22	32	31	32	34	234	482	3318
RAJAWELLA KANISHTA VIDYALAYA, RAJAWELLA.	41	31	29	38	28	32	27	31	35	235	488	3356
Total	2414											

* School Candidates (1st attempt)

School Performance Indices – G.C.E (O/L) Examination – 2017 (New Syllabus)

(Schools with 20 or more candidates)

Province | CENTRAL
 District | KANDY
 Edu. Zone | KATUGASTOTA

School	No of Candidates*	Performance Indices of Subjects						School Performance Index	Rank of the School			
		Religion	First Language	English	Science	Mathematics	History		Edu. Zone	District	Province	Island
AKURANA MUSLIM BALIKA VIDYALAYA, AKURANA.	118	58	67	66	53	53	50	58	1	26	36	298
JABBAR CENTRAL COLLEGE, GALAGEDARA.	36	60	59	59	49	47	54	55	2	30	47	441
SANGARAJAPURA MAHA VIDYALAYA, SANGARAJAPURA.	33	59	55	46	54	57	56	55	2	30	47	441
SUJATHA BALIKA NATIONAL COLLEGE, GALAGEDARA.	65	58	54	51	58	52	56	55	2	30	47	441
DEHIDENIYA MUSLIM MAHA VIDYALAYA, HATARALIYADDA.	35	61	53	56	48	55	52	54	5	37	55	503
MALGAMANDENIYA MUSLIM VIDYALAYA, ALAWATUGODA.	25	62	57	55	54	49	49	54	5	37	55	503
NUGAWELA M.M.V., NUGAWELA.	518	56	50	55	55	53	57	54	5	37	55	503
DEDUNUPITIYA MAHA VIDYALAYA, DEDUNUPITIYA.	26	51	47	62	53	49	50	52	8	53	90	690
AL -AZHAR CENTRAL COLLEGE, AKURANA.	198	52	54	56	47	49	50	51	9	59	108	809
ALAWATUGODA MADHYA MAHA VIDYALAYA, ALAWATUGODA.	92	51	48	51	54	49	48	50	10	65	121	943
KURUNDUGAHAELA MUSLIM VIDYALAYA, AKURANA.	20	55	46	56	47	47	51	50	10	65	121	943
DUNUWILA RATANAPALA MAHA VIDYALAYA, VIA KANDY.	22	50	50	46	45	42	58	49	12	75	140	1106
MOLAGODA SRI PIYADASSI KANISHTA VIDYALAYA, HARANKAHAWA.	40	48	51	49	46	46	52	49	12	75	140	1106
ANKUMBURA PARACKRAMA MADHYA MAHA VIDYALAYA, ANKUMBURA.	88	52	48	46	50	46	46	48	14	88	159	1272
UDAGAMA SRI DEVANANDA MAHA VIDYALAYA GALHINNA.	26	49	50	43	48	45	50	48	14	88	159	1272
GALABAWA MAHA VIDYALAYA, KAHAPATHWALA.	24	54	40	47	48	42	53	47	16	100	183	1436
NALANDA M.M.VIDYALAYA, PUJAPITIYA.	94	43	50	47	48	46	50	47	16	100	183	1436
PUJAPITIYA M.M.V., PUJAPITIYA.	137	47	49	47	45	45	46	47	16	100	183	1436
KANDY ANANDA VIDYALAYA, HARISPATTUWA.	96	45	44	45	52	46	46	46	19	107	200	1605
MEERA MADYA MAHA VIDYALAYA, KATUGASTOTA.	36	53	53	49	39	40	40	46	19	107	200	1605
MINIGAMUWA MAHA VIDYALAYA, GALAGEDARA.	21	46	50	45	40	43	50	46	19	107	200	1605
PELENA MAHA VIDYALAYA, HATARALIYADDA.	22	46	43	49	43	45	51	46	19	107	200	1605
PEMARATANA MAHA VIDYALAYA, KANDY.	27	44	47	49	44	43	47	46	19	107	200	1605
HATHARALIYADDA M.M.V., HATARALIYADDA.	132	48	45	41	45	46	48	46	19	107	200	1605

* School Candidates (1st attempt)

School Performance Indices – G.C.E (O/L) Examination – 2017 (New Syllabus)

(Schools with 20 or more candidates)

Province	CENTRAL
District	KANDY
Edu. Zone	KATUGASTOTA

School	No of Candidates*	Performance Indices of Subjects						School Performance Index	Rank of the School			
		Religion	First Language	English	Science	Mathematics	History		Edu. Zone	District	Province	Island
AL-MANAR CENTRAL COLLEGE, GALHINNA.	92	46	44	50	43	44	45	45	25	123	226	1787
SRI SADDANANDA MAHA VIDYALAYA, ALAWATHUGODA.	20	44	43	48	40	43	49	45	25	123	226	1787
DHARMAVIJAYA MAHA VIDYALAYA, KATUGASTOTA.	62	46	42	51	42	37	46	44	27	137	259	1987
HALLOLUWA NAVODYA MAHA VIDYALAYA, HALLOLUWA.	45	43	41	44	48	42	47	44	27	137	259	1987
IHALAMULLA SRI VELUWANA MAHA VIDYALAYA, ANKUMBURA.	22	47	46	41	45	42	45	44	27	137	259	1987
GALAGEDARA M.M.V., GALAGEDARA.	92	45	38	44	47	44	44	44	27	137	259	1987
DOLAPIHILLA MAHA VIDYALAYA, DOLAPIHILLA.	31	47	42	40	40	38	48	43	31	150	290	2173
AMBATENNA PUSHPADANA M.V., AMBATENNA.	76	45	42	48	40	41	40	43	31	150	290	2173
GIRIHAGAMA MAHA VIDYALAYA, KUMBUREGAMA.	30	46	45	43	40	36	40	42	33	160	313	2346
JAMALIYA MUSLIM MAHA VIDYALAYA, BATAGOLLADENIYA.	25	42	44	49	41	35	42	42	33	160	313	2346
KURUNDUGOLLA M.M.V., WERELLAGAMA.	20	49	43	42	34	37	45	42	33	160	313	2346
WILANA NANDANA MAHA VIDYALAYA, WILANAGAMA.	30	44	44	40	42	44	40	42	33	160	313	2346
UDUWA MAHA VIDYALAYA, KANDY.	26	46	47	38	37	34	44	41	37	174	345	2530
ZAHIRA NATIONAL SCHOOL, AKURANA.	166	46	40	50	33	37	38	41	37	174	345	2530
SENARATHGAMA JUNIOR SCHOOL, KATUGASTOTA.	23	36	36	45	41	40	41	40	39	187	371	2689
RAMBUK ELA MUSLIM M.V., VILANAGAMA.	20	42	46	32	30	31	39	37	40	212	432	2995
IDAMEGAMA MADYA MAHA VIDYALAYA, WERELLAGAMA.	37	38	36	34	36	32	35	35	41	219	447	3160
KALAIMAGAL TAMIL VIDYALAYA , ALAWATHUGODA.	37	39	39	38	30	34	30	35	41	219	447	3160
MALWANAHINNA MUSLIM VIDYALAYA AKURANA.	21	28	35	38	40	35	28	34	43	230	469	3237
KURUGODA BOYS MUSLIM VIDYALAYA, AKURANA,	46	34	34	37	27	26	29	31	44	235	488	3356
VIDUMINA PIRIVEN VIDYAYAHANAYA, KANDY.	22	31	28	26	35	28	34	30	45	239	493	3378
Total	2874											

* School Candidates (1st attempt)

School Performance Indices – G.C.E (O/L) Examination – 2017 (New Syllabus)

(Schools with 20 or more candidates)

Province | CENTRAL
District | MATALE
Edu. Zone | MATALE

School	No of Candidates*	Performance Indices of Subjects						School Performance Index	Rank of the School			
		Religion	First Language	English	Science	Mathematics	History		Edu. Zone	District	Province	Island
GOVT. SCIENCE VIDYALAYA, MATALE.	156	80	83	80	83	84	79	82	1	1	1	3
ST. THOMAS BOYS' COLLEGE, MATALE.	221	68	69	76	81	77	75	74	2	2	5	26
SRI SANGHAMITTA BALIKA NATIONAL SCHOOL, MATALE.	223	64	70	70	68	67	68	68	3	3	12	82
ST. THOMAS BALIKA VIDYALAYA, MATALE.	88	61	62	65	54	52	57	59	4	4	29	268
AMINA GIRLS NATIONAL SCHOOL, MATALE.	134	59	57	65	52	49	52	56	5	6	43	383
SIRIMAVO BANDARANAYAKA MODEL SCHOOL MATALE.	113	56	55	62	55	55	54	56	5	6	43	383
VIJAYA NATIONAL SCHOOL, MATALE.	161	51	56	55	53	54	54	54	7	8	55	503
ZAHIRA COLLEGE, MATALE.	136	49	46	68	54	53	52	54	7	8	55	503
CHRIST CHURCH NATIONAL SCHOOL, MATALE.	163	51	52	55	52	52	53	53	9	10	73	586
MINHAJ MAHA VIDYALAYA, YATAWATTA.	26	56	48	52	54	48	57	53	9	10	73	586
THENNA MAHA VIDYALAYA, MATALE.	27	46	53	56	55	50	56	53	9	10	73	586
WEERA PARAKRAMA SECONDARY SCHOOL, YATAWATTA.	121	54	51	50	53	52	55	53	9	10	73	586
SUJATHA BALIKA VIDYALAYA, MATALE.	61	51	58	50	52	48	46	51	13	19	108	809
ELKADUWA SINHALA KANISHTA V., ELKADUWA.	23	50	47	50	53	51	50	50	14	21	121	943
MAHINDA RAJAPAKSHA NAVODYA MAHA VIDYALAYA, UKUWELA.	86	54	50	46	45	49	50	49	15	22	140	1106
ANAGARIKA DHARMAPALA M.V., UDASGIRIYA.	24	47	45	47	48	49	54	48	16	24	159	1272
PAKKIYAM NATIONAL COLLEGE. MATALE.	130	52	56	50	43	40	47	48	16	24	159	1272
NAGOLLA SIDDHARTHA M.M.V., UKUWELA.	33	46	46	49	49	45	54	48	16	24	159	1272
BUDDHAGHOSHA M.V., MATALE.	114	48	42	47	46	44	46	46	19	30	200	1605
AJMEER NATIONAL SCHOOL, UKUWELA.	100	44	47	47	42	41	48	45	20	33	226	1787
BANDARAPOLA MAHA VIDYALAYA, MATALE.	67	46	38	44	42	45	52	45	20	33	226	1787
KURIWELA HAMEEDIYA MUSLIM V., UKUWELA.	68	50	46	47	46	41	42	45	20	33	226	1787
MADAWALA ULPATHA MAHA VIDYALAYA, MADAWALA ULPATHA.	84	49	41	45	41	44	49	45	20	33	226	1787
DHARMASHOKA VIDYALAYA, MAHAWELA.	23	50	42	37	43	45	50	45	20	33	226	1787

* School Candidates (1st attempt)

School Performance Indices – G.C.E (O/L) Examination – 2017 (New Syllabus)

(Schools with 20 or more candidates)

Province | CENTRAL
District | MATALE
Edu. Zone | MATALE

School	No of Candidates*	Performance Indices of Subjects						School Performance Index	Rank of the School			
		Religion	First Language	English	Science	Mathematics	History		Edu. Zone	District	Province	Island
VIJAYAPALA MAHA VIDYALAYA, MATALE.	167	45	43	45	44	45	46	45	20	33	226	1787
WARAKAMURA ANNOOR MUSLIM M.V., UKUWELA.	52	45	42	53	42	37	42	44	26	41	259	1987
LELIAMBE M.V., LELIAMBE.	35	42	44	48	47	42	40	44	26	41	259	1987
OVILIKANDA M.V., OVILIKANDA.	44	47	42	39	43	42	50	44	26	41	259	1987
NELUWAKANDA BUDDHIST V., MATALE.	20	48	41	42	43	40	41	43	29	46	290	2173
KAIKAWALA M.M.V., KAIKAWALA.	143	47	38	38	45	46	43	43	29	46	290	2173
RATHTHOTA HINDU MAHA VIDYALAYA RATHTHOTA.	100	46	44	38	39	45	41	42	31	51	313	2346
HINDU NATIONAL SCHOOL, MATALE.	101	37	39	48	40	42	41	41	32	59	345	2530
ALAKOLAMADA K. VIDYALAYA, KAIKAWALA.	24	48	38	30	43	38	44	40	33	62	371	2689
ALUVIHARE MAHA VIDYALAYA, MATALE.	28	43	38	38	38	36	49	40	33	62	371	2689
DANKANDA MAHA VIDYALAYA, DANKANDA.	30	47	42	27	40	39	43	40	33	62	371	2689
SRI PARACKRAMA MAHA VIDYALAYA RATHTHOTA.	113	41	39	40	38	38	41	40	33	62	371	2689
MALIYADEVA MAHA VIDYALAYA, DEEVILLA.	30	39	36	37	40	38	39	38	37	73	413	2903
ELKADUWA TAMIL VIDYALAYA, ELKADUWA.	26	37	40	34	35	36	31	36	38	76	440	3083
ELWALA VIDYALAYA, UKUWELA.	41	42	35	34	35	26	37	35	39	77	447	3160
PITAKANDE TAMIL VIDYALAYA, MATALE	27	31	33	30	32	27	50	34	40	82	469	3237
WERAGAMA SIRI SEEVALI MAHA VIDYALAYA, KAIKAWALA.	31	38	33	27	34	31	41	34	40	82	469	3237
KANDENUWARA TAMIL VIDYALAYA, MATALE.	41	37	39	31	30	28	35	33	42	85	480	3287
ISMALIYA VIDYALAYA, MATALE.	24	35	29	33	23	23	29	29	43	88	495	3390
Total	3459											

* School Candidates (1st attempt)

School Performance Indices – G.C.E (O/L) Examination – 2017 (New Syllabus)

(Schools with 20 or more candidates)

Province | CENTRAL
District | MATALE
Edu. Zone | GALEWELA

School	No of Candidates*	Performance Indices of Subjects						School Performance Index	Rank of the School			
		Religion	First Language	English	Science	Mathematics	History		Edu. Zone	District	Province	Island
RANGIRI DAMBULLA M.M.VIDYALAYA DAMBULLA.	234	58	58	59	62	59	58	59	1	4	29	268
GALEWELA M.M.V., GALEWELA.	237	50	52	56	52	53	52	53	2	10	73	586
MADIPOLA ARAFA M.M.V., MADIPOLA.	34	59	53	54	53	45	54	53	2	10	73	586
AKURAMBODA KANISHTA VIDYALAYA, AKURAMBODA.	97	54	51	50	53	54	50	52	4	16	90	690
DEWAHUWA MUSLIM MAHA VIDYALAYA, GALEWELA.	22	58	53	50	53	47	52	52	4	16	90	690
NIKAWATAWANA MUSLIM VIDYALAYA, KIBISSA.	20	58	53	55	44	39	42	49	6	22	140	1106
MEDABEDDA MAHA VIDYALAYA, WAHAKOTTE.	91	46	49	49	49	45	48	48	7	24	159	1272
MAHABODHI M.V., PALLEPOLA.	116	47	45	48	47	43	48	46	8	30	200	1605
WEERA VIJAYA WIMALARATNE V., INAMALUWA.	84	48	47	42	48	47	45	46	8	30	200	1605
WEERA KEPPETIPOLA M.M.V., AKURAMBODA.	98	44	43	44	46	44	43	44	10	41	259	1987
AL-FURKHAN MUSLIM MAHA VIDYALAYA, GALEWELA.	62	46	43	49	37	39	41	43	11	46	290	2173
SIGIRIYA MAHA VIDYALAYA SIGIRIYA.	59	45	46	39	41	40	40	42	12	51	313	2346
ST. ANTHONY'S M.V., WAHACOTTE.	25	48	42	41	43	40	40	42	12	51	313	2346
THOLAMBUGOLLA MAHA VIDYALAYA, GALEWELA.	45	41	44	43	43	40	41	42	12	51	313	2346
WEWALAWEWA MAHA VIDYALAYA, DAMBULLA.	49	44	41	37	46	42	42	42	12	51	313	2346
KIMBISSA VIDYALAYA, KIMBISSA.	42	40	43	42	45	36	40	41	16	59	345	2530
MAKULUGASWEWA MAHA VIDYALAYA, DEWAHUWA.	59	37	41	39	42	41	45	41	16	59	345	2530
D.S. SENANAYAKA MAHA VIDYALAYA, DAMBULLA.	95	44	44	38	35	40	41	40	18	62	371	2689
MADIPOLA M.V., MADIPOLA.	36	41	40	42	39	35	41	40	18	62	371	2689
TITTAWELGOLLA KANISHTA V., DAMBULLA.	68	42	38	37	40	39	42	40	18	62	371	2689
WEERA MOHAN JAYAMAHA V., DAMBULLA.	90	43	39	41	39	38	38	40	18	62	371	2689
SILWATHGALA MAHA VIDYALAYA, GALEWELA.	34	40	41	36	34	41	42	39	22	71	400	2808
THENNAKON MAHA VIDYALAYA, DAMBULLA.	28	39	33	35	37	50	40	39	22	71	400	2808
MORAGOLLA M.V., GALEWELA.	21	34	43	37	38	39	37	38	24	73	413	2903

* School Candidates (1st attempt)

School Performance Indices – G.C.E (O/L) Examination – 2017 (New Syllabus)

(Schools with 20 or more candidates)

Province | CENTRAL
 District | MATALE
 Edu. Zone | GALEWELA

School	No of Candidates*	Performance Indices of Subjects						School Performance Index	Rank of the School			
		Religion	First Language	English	Science	Mathematics	History		Edu. Zone	District	Province	Island
PATTIWELA KANISHTA VIDYALAYA, GALEWELA.	22	37	35	36	37	34	42	37	25	75	432	2995
DIGAMPATAHA KANISHTA V., KIMBISSA.	37	35	36	37	36	31	37	35	26	77	447	3160
PANNAMPITIYA MAHA VIDYALAYA, LENADORA.	58	39	34	31	36	33	35	35	26	77	447	3160
POHORANWEWA K.VIDYALAYA, DAMBULLA.	32	38	38	30	33	28	35	34	28	82	469	3237
HOMBAWA M.V., GALEWELA.	25	33	34	33	32	27	32	32	29	86	482	3318
TALAKIRIYAGAMA MAHA VIDYALAYA, TALAKIRIYAGAMA.	49	31	32	27	31	30	33	31	30	87	488	3356
Total	1969											

* School Candidates (1st attempt)

School Performance Indices – G.C.E (O/L) Examination – 2017 (New Syllabus)

(Schools with 20 or more candidates)

Province	CENTRAL
District	MATALE
Edu. Zone	NAULA

School	No of Candidates*	Performance Indices of Subjects						School Performance Index	Rank of the School			
		Religion	First Language	English	Science	Mathematics	History		Edu. Zone	District	Province	Island
SRI NAGA NATIONAL SCHOOL, NAULA.	170	48	49	53	55	54	52	52	1	16	90	690
NALANDA MAHA VIDYALAYA, NALANDA.	63	50	51	49	50	50	53	51	2	19	108	809
MAHINDA SECONDARY SCHOOL MATALE.	22	50	41	47	47	50	47	47	3	28	183	1436
ANDAWALA VIDYALAYA, MADAWALA ULPOTHA.	24	53	45	40	40	48	45	45	4	33	226	1787
GAMMADUWA TAMIL MAHA VIDYALAYA, MATALE.	31	47	52	48	38	40	35	43	5	46	290	2173
NA/ABN/PUSSELLA NAVODYA SCHOOL, GAMMADUWA.	51	43	40	41	47	43	39	42	6	51	313	2346
MONTIGOPALLAWA M.VIDYALAYA, KOONGAHAWELA.	20	32	34	37	33	33	38	35	7	77	447	3160
KOONGAHAWELA MAHA VIDYALAYA, KOONGAHAWELA.	35	34	34	37	37	31	36	35	7	77	447	3160
Total	416											

* School Candidates (1st attempt)

School Performance Indices – G.C.E (O/L) Examination – 2017 (New Syllabus)

(Schools with 20 or more candidates)

Province	CENTRAL
District	MATALE
Edu. Zone	WILGAMUWA

School	No of Candidates*	Performance Indices of Subjects						School Performance Index	Rank of the School			
		Religion	First Language	English	Science	Mathematics	History		Edu. Zone	District	Province	Island
NUGAGOLLA MAHA VIDYALAYA, MATALE.	67	52	55	40	42	45	50	47	1	28	183	1436
NAMINI OYA M.M.V., MATALE.	156	45	49	36	45	46	49	45	2	33	226	1787
MINIPURA VIJAYA M.V., MATALE.	38	51	39	41	43	43	48	44	3	41	259	1987
MARAKA MAHA VIDYALAYA, MATALE.	88	46	41	34	46	42	46	43	4	46	290	2173
HATHTHOTA AMUNA MAHA VIDYALAYA, HATHTHOTAAMUNA.	50	49	45	36	41	38	41	42	5	51	313	2346
SRI AGRABODHI V., HATTOTA AMUNA.	35	42	36	52	43	39	41	42	5	51	313	2346
HANDUNGAMUWA MAHA VIDYALAYA, MATALE.	49	41	39	36	41	39	43	40	7	62	371	2689
Total	483											

* School Candidates (1st attempt)

School Performance Indices – G.C.E (O/L) Examination – 2017 (New Syllabus)

(Schools with 20 or more candidates)

Province	CENTRAL
District	NUWARA ELIYA
Edu. Zone	NUWARA ELIYA

School	No of Candidates*	Performance Indices of Subjects						School Performance Index	Rank of the School			
		Religion	First Language	English	Science	Mathematics	History		Edu. Zone	District	Province	Island
OUR LADY'S VIDYALAYA, NUWARA ELIYA.	94	58	62	73	64	62	68	65	1	3	17	126
CAMBRIDGE COLLEGE, KOTAGALA.	72	62	67	65	61	62	61	63	2	4	22	168
GOOD SHEPHERD'S BALIKA V., NUWARA ELIYA.	123	55	57	62	56	54	55	57	3	7	39	348
GLENLYON TAMIL VIDYALAYA, AGRAPATNA.	32	52	56	54	60	52	52	54	4	12	55	503
HOLBROOK TAMIL MAHA VIDYALAYA, AGRAPATANA.	109	56	60	50	51	53	54	54	4	12	55	503
KOTAGALA TAMIL MAHA VIDYALAYA, KOTAGALA.	142	47	56	55	55	54	54	54	4	12	55	503
ST. CLARE'S TAMIL MAHA VIDYALAYA, THALAWAKELLE.	40	53	54	45	48	64	55	53	7	18	73	586
SAUMIYAMOORTHY THONDAMAN VIDYALAYA DAYAGAMA BAZAAR.	68	47	56	39	61	52	58	52	8	23	90	690
MARIA TAMIL MAHA VIDYALAYA, LINDULA.	77	55	58	46	44	56	55	52	8	23	90	690
AGRAPATANA TAMIL MAHA VIDYALAYA, AGRAPATANA.	57	45	57	44	46	41	65	50	10	37	121	943
SUMANA MADHYA MAHA VIDYALAYA, TALAWAKELLE.	61	50	50	49	50	48	52	50	10	37	121	943
CHRYSTLERS FARM TAMIL VIDYALAYA, KOTAGALA.	21	44	51	41	53	52	51	49	12	45	140	1106
GIRLS' HIGH SCHOOL , NUWARA ELIYA.	44	46	51	52	46	48	50	49	12	45	140	1106
DAYAGAMA EAST TAMIL M.VIDYALAYA DAYAGAMA.	32	44	52	35	57	50	51	48	14	49	159	1272
PATANA TAMIL V., KOTAGALA.	38	46	55	43	50	46	50	48	14	49	159	1272
GLENEAGLES TAMIL VIDYALAYA. LINDILA.	20	47	55	40	41	50	46	47	16	57	183	1436
DIMBULA TAMIL M. VIDYALAYA, PATANA.	31	43	55	41	42	43	50	46	17	65	200	1605
ST. XAVIER'S COLLEGE, NUWARA ELIYA.	32	43	45	47	41	51	50	46	17	65	200	1605
TALAWAKELLE TAMIL MAHA VIDYALAYA, TALAWAKELLE.	156	43	52	45	43	46	47	46	17	65	200	1605
TANGAKELLE NO -1 TAMIL VIDYALAYA, LINDULA.	34	41	50	39	42	59	45	46	17	65	200	1605
GAMINI MADHYA MAHA VIDYALAYA, NUWARA ELIYA.	131	41	43	52	47	44	43	45	21	72	226	1787
ST. PATRICK'S COLLEGE, TALAWAKELLE.	34	42	48	52	42	43	40	45	21	72	226	1787
BARATHY M.VIDYALAYA. TALAWAKELLE.	45	43	47	41	48	48	40	45	21	72	226	1787
HOLY TRINITY CENTRAL COLLEGE, NUWARA ELIYA.	148	42	46	46	40	40	47	44	24	83	259	1987

* School Candidates (1st attempt)

School Performance Indices – G.C.E (O/L) Examination – 2017 (New Syllabus)

(Schools with 20 or more candidates)

Province | CENTRAL
 District | NUWARA ELIYA
 Edu. Zone | NUWARA ELIYA

School	No of Candidates*	Performance Indices of Subjects						School Performance Index	Rank of the School			
		Religion	First Language	English	Science	Mathematics	History		Edu. Zone	District	Province	Island
LOWER CRANLEYL TAMIL VIDYALAYA, AGARAPATANA.	25	38	48	37	45	42	52	44	24	83	259	1987
PAYNTER MEMORIAL V., NUWARA ELIYA.	29	40	43	51	41	44	44	44	24	83	259	1987
YTHANSIDE TAMIL MAHA VIDYALAYA, KOTAGALA.	40	44	43	46	41	46	43	44	24	83	259	1987
ARDLAW TAMIL VIDYALAYA, AGRAPATANA.	21	40	46	46	46	40	41	43	28	96	290	2173
SARASWATHY TAMIL MAHA VIDYALAYA, LINDULA.	89	50	48	41	39	39	43	43	28	96	290	2173
DESSFORD TAMIL M.VIDYALAYA, NANU OYA.	35	49	49	37	37	40	41	42	30	104	313	2346
GLASGOW TAMIL VIDYALAYA, AGARAPATHANA.	23	45	46	30	41	42	46	42	30	104	313	2346
WATAGODA TAMIL MAHA VIDYALAYA, WATAGODA.	63	43	47	38	44	36	45	42	30	104	313	2346
GOOD REST CONVENT, NUWARA ELIYA.	60	43	49	44	34	37	38	41	33	114	345	2530
MOUNTWERNON TAMIL VIDYALAYA, PATANA.	37	36	48	38	38	41	42	41	33	114	345	2530
STONYCLIFF TAMIL VIDYALAYA, KOTAGALA.	33	45	51	38	40	34	39	41	33	114	345	2530
VIVEKALAYA TAMIL VIDYALAYA, LINDULA.	34	38	50	36	36	33	46	40	36	124	371	2689
CARLBECK TAMIL VIDYALAYA, NANU - OYA.	41	37	42	41	38	40	43	40	36	124	371	2689
MAYFIELD TAMIL VIDYALAYA, HATTON.	23	47	52	27	37	37	42	40	36	124	371	2689
EILDON HALL TAMIL VIDYALAYA, LINDULA.	23	37	42	39	38	32	43	39	39	133	400	2808
PEDRO TAMIL VIDYALAYA, NUWARAELIYA,	25	39	48	35	34	41	34	39	39	133	400	2808
ST. COOMBS MAHA VIDYALAYA TALAWAKELLE.	70	36	45	33	38	43	41	39	39	133	400	2808
NAWALAR TAMIL MAHA VIDYALAYA, NANUOYA.	98	38	51	36	36	36	36	39	39	133	400	2808
GREAT WESTERN TAMIL VIDYALAYA, TALAWAKELLE.	55	37	44	35	37	38	37	38	43	141	413	2903
WELLINGTON T.VIDYALAYA, HATTON.	30	37	38	35	34	38	40	37	44	147	432	2995
KIKILIYAMANA M.V., LABUKELE.	31	38	37	35	37	34	32	36	45	150	440	3083
RADELLA TAMIL VIDYALAYA, NANU-OYA.	23	38	39	34	33	32	32	35	46	153	447	3160
SRI SENANANDA M.V., NUWARA ELIYA.	40	34	34	39	37	29	36	35	46	153	447	3160
METHODIST COLLEGE, KANDAPOLA.	108	29	42	32	34	30	34	34	48	159	469	3237

* School Candidates (1st attempt)

School Performance Indices – G.C.E (O/L) Examination – 2017 (New Syllabus)

(Schools with 20 or more candidates)

Province	CENTRAL
District	NUWARA ELIYA
Edu. Zone	NUWARA ELIYA

School	No of Candidates*	Performance Indices of Subjects						School Performance Index	Rank of the School			
		Religion	First Language	English	Science	Mathematics	History		Edu. Zone	District	Province	Island
SIRI VAJIRAGNANA MAHA VIDYALAYA, NUWARA ELIYA.	27	26	27	39	32	39	33	33	49	163	480	3287
ST. ANTHONY'S COLLEGE, NUWARA ELIYA.	38	30	36	34	29	31	33	32	50	164	482	3318
ABBOTSFORD TAMIL VIDYALAYA, NANU-OYA.	21	34	34	30	30	26	27	30	51	168	493	3378
Total	2783											

* School Candidates (1st attempt)

School Performance Indices – G.C.E (O/L) Examination – 2017 (New Syllabus)

(Schools with 20 or more candidates)

Province	CENTRAL
District	NUWARA ELIYA
Edu. Zone	KOTMALE

School	No of Candidates*	Performance Indices of Subjects						School Performance Index	Rank of the School			
		Religion	First Language	English	Science	Mathematics	History		Edu. Zone	District	Province	Island
AL-MINHAJ NATIONAL SCHOOL, HAPUGASTALAWA.	87	60	64	65	63	57	62	62	1	5	24	183
HARANGALA M.V., NAWALAPITIYA.	74	52	57	54	57	54	57	55	2	11	47	441
MALDENIYA MAHA VIDYALAYA, MALDENIYA.	25	57	50	50	63	51	47	53	3	18	73	586
JAYAHOLA NATIONAL SCHOOL, PUNDUL OYA.	89	48	55	52	53	50	52	52	4	23	90	690
GAMINI DISSANAYAKE NATIONAL COLLEGE, KOTMALE.	117	52	53	53	51	49	52	52	4	23	90	690
DELTA GEMUNUPURA M.V., PUSSELLAWA.	92	49	50	49	51	51	51	50	6	37	121	943
NAYAPANA MAHA VIDYALAYA, GAMPOLA.	43	48	51	49	46	50	44	48	7	49	159	1272
SRI BUDDHARAJA M. VIDYALAYA, NAWALAPITIYA.	46	46	48	43	48	47	47	47	8	57	183	1436
WEERASEKARA MAHA VIDYALAYA, KATUKITHULA.	68	44	48	46	50	45	51	47	8	57	183	1436
ROGERSONGAMA M.V., NAWALAPITIYA.	44	40	50	46	44	47	42	45	10	72	226	1787
GEMUNU M.V. MASWELA.	22	46	45	37	45	50	39	44	11	83	259	1987
SIRI SAMAN S.M.V. NAWALAPITIYA.	46	41	45	43	44	45	45	44	11	83	259	1987
KATABOOLA NO 1 TAMIL V., KOTMALE.	53	43	54	45	36	44	40	44	11	83	259	1987
BERAMANA VIDYALAYA, HATTON.	22	41	48	41	44	43	40	43	14	96	290	2173
LABUKELE TAMIL MAHA VIDYALAYA, LABUKELLE.	36	41	54	39	31	38	50	42	15	104	313	2346
QUEEN'S BERRY TAMIL VIDYALAYA, KATABOOLA.	24	39	49	44	33	45	43	42	15	104	313	2346
SIVANANDA HINDU VIDYALAYA, PUNDALUOYA.	39	39	42	36	44	49	33	41	17	114	345	2530
HEDUNUWEWA M.M.V., HEDUNUWEWA.	54	41	41	38	45	40	40	41	17	114	345	2530
WIGNESWARA MAHA VIDYALAYA, KATUKITULA.	30	46	46	36	40	38	42	41	17	114	345	2530
HINDU COLLEGE, RAMBODA.	54	47	51	35	32	37	43	41	17	114	345	2530
PUNDULU OYA TAMIL M.V., PUNDUL OYA.	178	40	44	40	41	36	41	40	21	124	371	2689
ANANDA DASANAYAKE M. VIDYALAYA, KETUBOOLA,	20	39	40	38	36	36	46	39	22	133	400	2808
EYRIE TAMIL VIDYALAYA, RAMBODA.	41	39	49	37	32	36	37	38	23	141	413	2903
VIVEKANANTHA M. VIDYALAYA, PUNDULOYA.	45	36	43	38	26	32	33	35	24	153	447	3160
Total	1349											

* School Candidates (1st attempt)

School Performance Indices – G.C.E (O/L) Examination – 2017 (New Syllabus)

(Schools with 20 or more candidates)

Province	CENTRAL
District	NUWARA ELIYA
Edu. Zone	HATTON

School	No of Candidates*	Performance Indices of Subjects						School Performance Index	Rank of the School			
		Religion	First Language	English	Science	Mathematics	History		Edu. Zone	District	Province	Island
HIGHLANDS MADHYA MAHA VIDYALAYA, HATTON.	190	67	70	73	69	67	65	69	1	2	10	67
GINIGATHENA M.M.V., GINIGATHENA.	191	56	54	59	58	60	59	58	2	6	36	298
ST. MARY'S CENTRAL COLLEGE, BOGAWANTALAWA.	103	59	64	50	57	56	54	57	3	7	39	348
ST. GABRIELS GIRLS COLLEGE, HATTON.	130	57	61	56	54	49	56	56	4	10	43	383
BOGAWANA KILLARNEY T.V. BOGAWANTALAWA.	31	62	60	49	54	53	48	54	5	12	55	503
SHANNON TAMIL VIDYALAYA, HATTON.	52	53	61	53	55	58	45	54	5	12	55	503
FAIRLAWN TAMIL VIDYALAYA, UPCOT.	30	50	63	46	59	47	53	53	7	18	73	586
MADENIYA MAHA VIDYALAYA, HATTON.	20	55	57	51	54	53	49	53	7	18	73	586
ST. JOSEPHS TAMIL MAHA VIDYALAYA, MASKELIYA.	127	57	59	49	49	50	54	53	7	18	73	586
AMBAGAMUWA MAHA VIDYALAYA, UDABULATHGAMA.	87	47	52	56	51	52	52	52	10	23	90	690
FETTERESSO TAMIL VIDYALAYA, BAGAWANTALAWA.	20	57	71	40	49	56	41	52	10	23	90	690
LAKSHAPANA MADHYA MAHA VIDYALAYA, LAKSHAPANA.	53	50	49	53	51	52	57	52	10	23	90	690
NORWOOD TAMIL MAHA VIDYALAYA. NORWOOD.	107	55	53	51	53	53	49	52	10	23	90	690
MORAHENAGAMA MAHA VIDYALAYA, HATTON.	20	49	52	50	48	49	56	51	14	32	108	809
SRIPADA MADHYA MAHA VIDYALAYA, HATTON.	94	49	53	54	49	52	51	51	14	32	108	809
ST. JOHN BOSCO MAHA VIDYALAYA, HATTON.	105	46	49	51	57	54	46	51	14	32	108	809
CARFAX TAMIL VIDYALAYA, HATTON.	44	52	53	50	43	63	41	50	17	37	121	943
KADAWALA VIGNESWARA VIDYALAYA, GINIGATHENA.	36	54	49	37	55	55	52	50	17	37	121	943
SRI NISSANKAMALLA MAHA VIDYALAYA, HATTON.	24	48	49	50	52	52	48	50	17	37	121	943
WIDULIPURA MAHA VIDYALAYA, WIDULIPURA.	32	51	49	48	49	46	50	49	20	45	140	1106
BLOOMFIELD TAMIL MAHA VIDYALAYA, MASKELIYA.	64	60	54	40	44	46	44	48	21	49	159	1272
ST. JOHN DEL REY TAMIL VIDYALAYA, NORWOOD.	30	51	54	40	49	43	48	48	21	49	159	1272
HORNSEY COLLEGE, DICKOYA.	138	52	55	40	43	50	44	47	23	57	183	1436
HOLY ROSARY TAMIL MAHA VIDYALAYA, BAGAWANTALAWA.	55	50	51	40	41	51	45	46	24	65	200	1605

* School Candidates (1st attempt)

School Performance Indices – G.C.E (O/L) Examination – 2017 (New Syllabus)

(Schools with 20 or more candidates)

Province | CENTRAL
District | NUWARA ELIYA
Edu. Zone | HATTON

School	No of Candidates*	Performance Indices of Subjects						School Performance Index	Rank of the School			
		Religion	First Language	English	Science	Mathematics	History		Edu. Zone	District	Province	Island
PANMURE TAMIL VIDYALAYA, HATTON.	37	48	53	39	43	42	48	46	24	65	200	1605
DICKOYA TAMIL M. VIDYALAYA, DICKOYA.	38	44	52	40	40	42	51	45	26	72	226	1787
GANAPATHY TAMIL MAHA VIDYALAYA, NORTON BRIDGE.	34	43	46	44	38	50	46	45	26	72	226	1787
MOCHA TAMIL VIDYALAYA (MOCHA WINNERS COLLEGE), MASKELIYA.	33	48	46	42	50	44	39	45	26	72	226	1787
NALLATHANNEER TAMIL MAHA VIDYALAYA, MASKELIYA.	63	51	50	35	41	45	47	45	26	72	226	1787
BARATHI TAMIL VIDYALAYA, UPCOT.	26	50	50	46	39	45	42	45	26	72	226	1787
ELBEDDA TAMIL VIDYALAYA, BOGAWANTALAWA.	21	48	53	36	39	47	38	44	31	83	259	1987
KALUGALA MAHA VIDYALAYA, NAWALAPITIYA.	45	47	43	38	42	46	48	44	31	83	259	1987
TIENTSIN TAMIL MAHA VIDYALAYA, BOGAWANTHALAWA.	55	49	50	41	36	42	43	44	31	83	259	1987
ABBOTSLEIGH TAMIL VIDYALAYA, HATTON.	28	45	44	42	36	50	39	43	34	96	290	2173
CAMPION TAMIL M. VIDYALAYA, BOGAWANTALAWA.	55	47	48	39	43	43	37	43	34	96	290	2173
NEVVALLY TAMIL VIDYALAYA, NORWOOD.	22	41	52	36	41	52	36	43	34	96	290	2173
ANNFIELD TAMIL MAHA VIDYALAYA, DICKOYA.	55	46	47	36	35	43	47	42	37	104	313	2346
FORDYCE T.VIDYALAYA DICKOYA	30	51	53	36	29	46	39	42	37	104	313	2346
KUILWATTE TAMIL V., ROZELLA.	54	41	46	38	43	46	39	42	37	104	313	2346
LUCCOMBE TAMIL VIDYALAYA, MASKELIYA.	71	49	44	38	40	37	41	42	37	104	313	2346
KIRKOSWALD NO. 2 TAMIL VIDYALAYA, BOGAWANTHALAWA.	26	48	48	30	32	55	35	41	41	114	345	2530
WATAWALA TAMIL MAHA VIDYALAYA, WATAWALA.	52	40	47	36	36	35	38	39	42	133	400	2808
GAWARAVILA TAMIL MAHA VIDYALAYA, UPCOT.	112	47	46	35	31	33	40	39	42	133	400	2808
IREBY TAMIL VIDYALAYA NORWOOD.	38	39	47	37	34	34	34	38	44	141	413	2903
TILLYRIE TAMIL VIDYALAYA, DICKOYA.	27	40	44	28	33	35	36	36	45	150	440	3083
THEIVAKANDA TAMIL VIDYALAYA, UPCOT.	30	49	43	33	33	25	29	35	46	153	447	3160
MALAIMAGAL TAMIL VIDYALAYA, HATTON.	27	35	41	26	34	34	23	32	47	164	482	3318
Total	2762											

* School Candidates (1st attempt)

School Performance Indices – G.C.E (O/L) Examination – 2017 (New Syllabus)

(Schools with 20 or more candidates)

Province | CENTRAL
District | NUWARA ELIYA
Edu. Zone | WALAPANE

School	No of Candidates*	Performance Indices of Subjects						School Performance Index	Rank of the School			
		Religion	First Language	English	Science	Mathematics	History		Edu. Zone	District	Province	Island
SRI SUMANGALA NATIONAL SCHOOL, NILDANDAHINNA.	156	53	57	58	57	62	56	57	1	7	39	348
SRI DHAMMAJOTHI VIDYALAYA, NILDANDAHINNA.	24	52	52	46	51	49	54	51	2	32	108	809
BATAGOLLA PUSSADEWA M.M.V., WALAPANE.	55	49	48	43	55	53	52	50	3	37	121	943
RAGALA TAMIL MAHA VIDYALAYA, HALGRANOYA.	131	47	49	55	48	51	48	50	3	37	121	943
MADULLA MAHA VIDYALAYA, UDAPUSSELLAWA.	62	47	49	42	47	49	56	48	5	49	159	1272
SENARATH MAHA VIDYALAYA, KURUPANAWELA.	23	55	55	44	45	43	47	48	5	49	159	1272
LIDDESDALE TAMIL VIDYALAYA, HALGRANOYA.	25	45	52	43	41	46	53	47	7	57	183	1436
RUPAHA MAHA VIDYALAYA, RUPAHA.	38	46	48	41	48	49	49	47	7	57	183	1436
SRI DHARMAPALA MAHA VIDYALAYA, MUNWATTE.	20	44	50	45	44	50	47	47	7	57	183	1436
ST. LEONARD'S TAMIL MAHA VIDYALAYA, HALGRANOYA.	51	46	54	48	46	42	43	47	7	57	183	1436
T.B.M. HERATH M.V., RAGALA HALGRANOYA.	105	44	44	47	43	43	53	46	11	65	200	1605
RILLAMULLA TAMIL MAHA VIDYALAYA, KANDAPOLA	62	46	57	45	41	38	43	45	12	72	226	1787
KEERTHIBANDARA MAHA VIDYALAYA, KUMBALGAMUWA.	43	43	42	43	49	46	39	44	13	83	259	1987
TULLOES TAMIL MAHA VIDYALAYA, UDAPUSSELLAWA.	84	42	50	36	49	41	43	44	13	83	259	1987
AMHERST TAMIL VIDYALAYA UDAPUSSELLAWA.	42	46	45	38	42	39	46	43	15	96	290	2173
PANNALA MAHA VIDYALAYA, KUMBALGAMUWA.	23	49	48	39	37	44	41	43	15	96	290	2173
HARASBEDDA SINHALA MAHA VIDYALAYA, HARASBEDDA.	31	38	43	40	45	35	45	41	17	114	345	2530
HIGHFOREST NO. 3 TAMIL VIDYALAYA KANDAPOLA.	38	38	47	31	41	48	35	40	18	124	371	2689
SILVERKANDY TAMIL VIDYALAYA, HALGRANOYA.	26	32	38	35	41	52	42	40	18	124	371	2689
SURIYAGAHAPATHANA VIDYALAYA, UDAPUSSELLAWA.	20	54	45	31	38	35	36	40	18	124	371	2689
SRI VIDYAPRADEEPA M.V., NILDANDAHINNA.	41	44	43	28	41	37	42	39	21	133	400	2808
SIDUHATH MAHA VIDYALAYA, THERIPEHE.	31	36	37	26	40	45	45	38	22	141	413	2903

* School Candidates (1st attempt)

School Performance Indices – G.C.E (O/L) Examination – 2017 (New Syllabus)

(Schools with 20 or more candidates)

Province	CENTRAL
District	NUWARA ELIYA
Edu. Zone	WALAPANE

School	No of Candidates*	Performance Indices of Subjects						School Performance Index	Rank of the School			
		Religion	First Language	English	Science	Mathematics	History		Edu. Zone	District	Province	Island
MANTHRITENNA VIDYALAYA, HALGRANOYA.	21	39	41	34	39	37	33	37	23	147	432	2995
MAHAUVA TAMIL SCHOOL, WALAPANE.	52	37	48	35	27	33	33	36	24	150	440	3083
KALAGANWATTA NAVODYA VIDYALAYA, KALAGANWATTA.	55	39	34	31	31	34	37	34	25	159	469	3237
LIYANAWELA SRI SUDARMA VIDYALAYA, MUNWATTA.	44	35	36	24	39	38	32	34	25	159	469	3237
Total	1303											

* School Candidates (1st attempt)

School Performance Indices – G.C.E (O/L) Examination – 2017 (New Syllabus)

(Schools with 20 or more candidates)

Province	CENTRAL
District	NUWARA ELIYA
Edu. Zone	HANGURANKETHA

School	No of Candidates*	Performance Indices of Subjects						School Performance Index	Rank of the School			
		Religion	First Language	English	Science	Mathematics	History		Edu. Zone	District	Province	Island
PORAMADULLA M.M.V., RIKILLAGASKADA.	350	70	71	68	73	73	74	72	1	1	7	38
SIRIMAVO BANDARANAYAKA BALIKA M.V., HANGURANKETHA.	56	58	58	50	52	52	51	54	2	12	55	503
RIKILLAGASKADA MODEL SCHOOL, RIKILLAGASKADA,	60	53	51	50	52	52	55	52	3	23	90	690
DIYATHILAKA M.M. VIDYALAYA, HANGURANKETHA.	169	49	50	49	52	50	53	51	4	32	108	809
HK/DENIKE SECONDARY SCHOOL RIKILLAGASKADA.	146	47	49	45	52	49	51	49	5	45	140	1106
MATHURATA MAHA VIDYALAYA, MATHURATA.	70	45	50	41	54	49	50	48	6	49	159	1272
PALLEBOWALA MAHA VIDYALAYA, PALLEBOWALA.	106	50	48	36	45	46	46	45	7	72	226	1787
VICTORIA NATIONAL COLLEGE GONAGANTENNA.	74	44	46	43	42	46	41	44	8	83	259	1987
UDAWELA MAHA VIDYALAYA, MANDARAMNUWARA.	60	50	41	38	40	44	38	42	9	104	313	2346
HANDAWALAPITIYA VIDYALAYA, HANDAWALAPITIYA.	40	46	41	35	41	43	40	41	10	114	345	2530
EKIRIYA KANISHTA VIDYALAYA, EKIRIYA.	21	40	39	38	41	41	38	40	11	124	371	2689
VIGNESWARA TAMIL MAHA VIDYALAYA, HEWAHETA.	24	44	52	34	38	36	35	40	11	124	371	2689
HAPUWALA KANISHTA VIDYALAYA, HANGURANKETHA.	28	39	41	34	35	39	41	38	13	141	413	2903
VIDYAKARA M.VIDYALAYA., RIKILLAGASKADA.	84	38	40	35	34	37	43	38	13	141	413	2903
HAPPAWARA KANISHTA V., ILLAGOLLA.	21	34	44	35	36	34	40	37	15	147	432	2995
RAHATHUNGODA MAHA VIDYALAYA, HEWAHETA.	27	39	36	31	34	33	38	35	16	153	447	3160
PADIYAPELELLA NAVODYA M. VIDYALAYA, PADIYAPELELLA.	65	37	37	31	34	35	36	35	16	153	447	3160
VIVEKANANDA T.V., HEWAHETA.	22	33	40	29	31	30	38	34	18	159	469	3237
DEEGALAHINNA M.V., ELAMULLA.	49	35	34	30	30	32	33	32	19	164	482	3318
MOOLOYA TAMIL VID., HEWAHETA.	52	28	45	27	32	33	25	32	19	164	482	3318
Total	1524											

* School Candidates (1st attempt)

School Performance Indices - G.C.E. (O/L) Examination – 2017 (New Syllabus)

(Schools with 20 or more candidates)

SOUTHERN PROVINCE

School Performance Indices – G.C.E (O/L) Examination – 2017 (New Syllabus)

(Schools with 20 or more candidates)

Province	SOUTHERN
District	GALLE
Edu. Zone	GALLE

School	No of Candidates*	Performance Indices of Subjects						School Performance Index	Rank of the School			
		Religion	First Language	English	Science	Mathematics	History		Edu. Zone	District	Province	Island
SOUTHLANDS VIDYALAYA, GALLE.	320	74	72	75	75	75	76	75	1	1	2	19
SANGAMITTA BALIKA M.V., GALLE.	404	70	72	74	71	72	71	72	2	2	5	38
SRI SECRED HEART CONVENT BALIKA MAHA VIDYALAYA, GALLE.	178	72	65	74	68	70	70	70	3	4	8	53
JANADIPATHI BALIKA VIDYALAYA, GALLE .	188	66	72	66	65	66	72	68	4	5	10	82
CHRIST CHURCH BALIKA M.V., BADDEGAMA.	223	68	69	66	65	65	66	67	5	6	12	98
MAHINDA VIDYALAYA, GALLE.	292	60	62	69	68	67	67	66	6	7	14	109
SIRI DHAMMA VIDYALAYA, AKMEEMANA.	251	65	65	66	67	65	70	66	6	7	14	109
RICHMOND VIDYALAYA, GALLE.	355	58	62	71	67	66	64	65	8	9	18	126
RIPPON BALIKA MAHA VIDYALAYA, GALLE.	202	64	66	66	63	65	63	65	8	9	18	126
ANULADEVI BALIKA VIDYALAYA GALLE.	202	63	61	62	61	64	63	62	10	11	23	183
VIDYALOKA M.V., GALLE.	179	55	54	65	65	61	65	61	11	12	24	208
ST. ALOYSIUS MAHA VIDYALAYA, GALLE.	282	55	52	63	64	61	62	60	12	13	28	239
BATEMULLA NATIONAL SCHOOL, IMADUWA.	260	58	54	55	59	55	59	57	13	18	44	348
NAVINNA MUSLIM KANISHTA VIDYALAYA, GALLE.	21	59	59	59	52	60	49	56	14	20	48	383
HIRIMBURA SULAIMANIYA MAHA VIDYALAYA, GALLE.	31	54	52	58	59	53	55	55	15	23	62	441
MANAVILA UPANANDA M.M.V., WALAHANDUWA.	151	52	54	54	57	57	58	55	15	23	62	441
ETHTHILIGODA SRI SUDARSHI MAHA VIDYALAYA, GALLE.	31	55	54	48	54	51	59	54	17	25	71	503
MUSLIM BALIKA MAHA VIDYALAYA, GALLE.	91	55	53	61	53	51	49	54	17	25	71	503
BATADUWA SRI RATHANAJOTHI M.V., GALLE.	48	55	54	54	52	47	53	53	19	27	79	586
IHALAGODA SUMANGALA KANISHTA VIDYALAYA, AKMEEMANA.	133	50	54	53	51	50	59	53	19	27	79	586
ALL SAINTS MADHYA MAHA VIDYALAYA, GALLE.	128	50	46	56	52	50	55	52	21	34	97	690
MEEPAWALA AMARASOORIYA MAHA VIDYALAYA, PODDALA.	153	50	50	51	52	50	57	52	21	34	97	690
AHANGAMA ROHANA M.V., AHANGAMA.	114	54	53	48	53	52	53	52	21	34	97	690
CHRIST CHURCH BOYS' M.V., BADDEGAMA.	176	47	48	52	54	53	52	51	24	41	118	809

* School Candidates (1st attempt)

School Performance Indices – G.C.E (O/L) Examination – 2017 (New Syllabus)

(Schools with 20 or more candidates)

Province	SOUTHERN
District	GALLE
Edu. Zone	GALLE

School	No of Candidates*	Performance Indices of Subjects						School Performance Index	Rank of the School			
		Religion	First Language	English	Science	Mathematics	History		Edu. Zone	District	Province	Island
AHANGAMA SARIPUTHRA MAHA VIDYALAYA, AHANGAMA.	65	50	48	46	54	48	52	50	25	50	137	943
GINTOTA MAHA VIDYALAYA, GINTOTA.	176	51	47	48	50	50	56	50	25	50	137	943
LANUMODARA VIJAYA MAHA VIDYALAYA, HABARADUWA.	23	55	52	45	47	46	52	50	25	50	137	943
ST. ANTHONY'S M.V., BADDEGAMA.	201	51	50	47	51	50	52	50	25	50	137	943
DR. RICHARD PATHIRANA VIDYALAYA, ULUVITIKE.	83	51	50	50	46	46	55	50	25	50	137	943
UNAWATUNA MAHA VIDYALAYA, UNAWATUNA.	70	47	47	49	51	53	51	50	25	50	137	943
ANGULUGAHA MAHA VIDYALAYA, ANGULUGAHA.	53	49	49	45	49	49	51	49	31	61	171	1106
MALHARUS SULHIYA CENTRAL COLLEGE, GALLE.	52	46	43	58	50	50	46	49	31	61	171	1106
SUDHARMA MAHA VIDYALAYA, GALLE.	72	50	47	54	47	47	49	49	31	61	171	1106
WANDURAMBA MADHYA MAHA VIDYALAYA, WANDURAMBA.	192	50	46	46	48	49	53	49	31	61	171	1106
KALAHE SRI SUMANGALODAYA MAHA VIDYALAYA, WANCHAWELA.	128	49	47	46	48	45	51	48	35	67	186	1272
KATHALUWA M.M.V., AHANGAMA.	72	46	47	45	51	50	48	48	35	67	186	1272
DIKKUMBURA SRI SIDDHARTHA M.V., AHANGAMA.	197	48	45	46	47	47	46	47	37	74	205	1436
DORAPE MAHA VIDYALAYA, ANGULUGAHA.	59	51	47	43	53	43	46	47	37	74	205	1436
AKMEEMANA MAHA VIDYALAYA, AKMEEMANA.	51	43	50	45	43	47	48	46	39	84	224	1605
DANGEDARA JAYAWARDENA MAHA VIDYALAYA, GALLE.	22	42	40	53	49	41	51	46	39	84	224	1605
NARAWALA MAHA VIDYALAYA, PODDALA.	26	43	52	45	47	44	43	46	39	84	224	1605
PITADENIYA M.V., GALLE.	31	51	49	43	41	47	47	46	39	84	224	1605
HAPUGALA MAHA VIDYALAYA, WAKWELLA.	102	42	44	48	48	41	45	45	43	90	242	1787
KATUKURUNDA DHARMIKA MAHA VIDYALAYA, HABARADUWA.	90	47	50	42	45	41	43	45	43	90	242	1787
KITHULAMPITIYA ANANDA MAHA VIDYALAYA, GALLE.	33	42	43	45	45	45	52	45	43	90	242	1787
THITTAGALLA ATANIKITHA KANISHTA VIDYALAYA, AHANGAMA.	24	45	42	35	48	47	54	45	43	90	242	1787
HEENATIGALA SARIPUTHRA MAHA VIDYALAYA, TALPE.	74	46	44	43	42	44	47	44	47	99	260	1987
ZAHIRA CENTRAL COLLEGE, GINTOTA.	66	47	45	48	43	46	36	44	47	99	260	1987

* School Candidates (1st attempt)

School Performance Indices – G.C.E (O/L) Examination – 2017 (New Syllabus)

(Schools with 20 or more candidates)

Province	SOUTHERN
District	GALLE
Edu. Zone	GALLE

School	No of Candidates*	Performance Indices of Subjects						School Performance Index	Rank of the School			
		Religion	First Language	English	Science	Mathematics	History		Edu. Zone	District	Province	Island
GINIMELLAGAHA M.V., GINIMELLAGAHA.	25	41	38	45	46	46	42	43	49	105	279	2173
OLCOTT M.V., GALLE.	87	44	39	46	45	40	44	43	49	105	279	2173
PILANA VIDYARTHODAYA MAHA VIDYALAYA, WANCHAWELA.	102	44	42	42	44	42	46	43	49	105	279	2173
USWATHUN HASANA MAHA VIDYALAYA, GALLE.	42	45	39	49	40	45	37	43	49	105	279	2173
WELHENGODA SRI GUNARATANA KANISHTA VIDYALAYA, AHANGAMA.	36	51	41	38	44	39	47	43	49	105	279	2173
KAHANDA MAHA VIDYALAYA, ANGULUGAHA.	27	42	43	37	45	40	33	40	54	127	322	2689
SUGATHANANDA MAHA VIDYALAYA, TALPE.	44	40	38	38	36	35	43	38	55	131	336	2903
BALAGODA MAHA VIDYALAYA, PODDALA.	26	37	37	35	39	32	43	37	56	133	342	2995
SRI RATHANASARA M.V., BADDEGAMA.	29	37	36	37	35	36	39	37	56	133	342	2995
Total	6793											

* School Candidates (1st attempt)

School Performance Indices – G.C.E (O/L) Examination – 2017 (New Syllabus)

(Schools with 20 or more candidates)

Province | SOUTHERN
District | GALLE
Edu. Zone | ELPITIYA

School	No of Candidates*	Performance Indices of Subjects						School Performance Index	Rank of the School			
		Religion	First Language	English	Science	Mathematics	History		Edu. Zone	District	Province	Island
IDIPALGODA M.V., PITIGALA.	106	60	60	50	56	59	60	58	1	16	37	298
HATHTHAKA MAHA VIDYALAYA, PITIGALA.	29	63	59	52	54	50	58	56	2	20	48	383
KARANDENIYA M.M.V., KARANDENIYA.	433	57	55	55	54	57	56	56	2	20	48	383
ANANDA M.M.V., ELPITIYA.	408	51	55	52	54	53	54	53	4	27	79	586
PODDIWALA MAHA VIDYALAYA, MATHTHAKA.	116	54	53	49	51	55	57	53	4	27	79	586
ST. THERESA'S BALIKA M.V., ELPITIYA.	93	54	58	50	50	50	55	53	4	27	79	586
WEIHENA SIRI GUNARATHANA MAHA VIDYALAYA, MATHTHAKA.	28	56	53	53	46	50	54	52	7	34	97	690
AMUGODA M.V., VIA ELPITIYA.	66	55	53	46	47	50	57	51	8	41	118	809
AVITHTHAWA NALANDA M.V., GANEGODA.	66	50	50	46	55	51	56	51	8	41	118	809
RANTHOTUWILA M.V., VIA URAGASMANHANDIYA	39	53	48	54	48	50	50	51	8	41	118	809
SRI SASANACHANDRA M.V., ELPITIYA.	22	52	49	44	57	53	52	51	8	41	118	809
GAMINI MADHYA MAHA VIDYALAYA, BENTHOTA.	147	51	49	54	50	49	49	50	12	50	137	943
ETHKANDURA SEEWALIE MAHA VIDYALAYA, ETHKANDURA.	80	50	51	41	50	48	49	48	13	67	186	1272
GONAGALA MAHA VIDYALAYA, BENTOTA.	117	52	48	49	46	46	48	48	13	67	186	1272
MIRISWATTA MAHA VIDYALAYA, BENTHOTA.	115	48	45	45	52	51	48	48	13	67	186	1272
YATAGALA M.V., URAGASMANHANDIYA.	260	48	47	43	50	48	50	48	13	67	186	1272
ELAKAKA MAHA VIDYALAYA, HABURUGALA.	177	48	50	47	45	47	46	47	17	74	205	1436
VIDYADARSHA K.VIDYALAYA., PITIGALA.	20	50	53	35	42	46	53	47	17	74	205	1436
GURUKANDA M.V., INDURUWA.	23	47	51	47	44	43	43	46	19	84	224	1605
AMPEGAMA M.V., AMPEGAMA.	115	49	51	41	47	45	45	46	19	84	224	1605
BANDULA SENADHEERA MAHA VIDYALAYA, KARANDENIYA.	40	49	42	44	48	45	41	45	21	90	242	1787
GANEGODA MAHA VIDYALAYA, GANEGODA.	46	51	50	37	41	43	43	44	22	99	260	1987
KAHADUWA MAHA VIDYALAYA, KAHADUWA.	69	48	50	39	43	42	41	44	22	99	260	1987
ANURUDDA K.V. KARANDENIYA.	46	48	42	43	40	39	43	43	24	105	279	2173

* School Candidates (1st attempt)

School Performance Indices – G.C.E (O/L) Examination – 2017 (New Syllabus)

(Schools with 20 or more candidates)

Province	SOUTHERN
District	GALLE
Edu. Zone	ELPITIYA

School	No of Candidates*	Performance Indices of Subjects						School Performance Index	Rank of the School			
		Religion	First Language	English	Science	Mathematics	History		Edu. Zone	District	Province	Island
SRI VIDYATHILAKA PIRIVENA, PITIGALA.	37	44	43	39	39	48	44	43	24	105	279	2173
MAHAGODA KANISHTA VIDYALAYA, KARANDENIYA.	26	44	40	40	40	47	43	42	26	119	298	2346
NAWADAGALA MAHA VIDYALAYA, NAWADAGALA.	43	47	42	36	42	37	47	42	26	119	298	2346
URAGAHA MAHA VIDYALAYA, URAGAHA.	25	42	42	46	35	41	44	42	26	119	298	2346
NIYAGAMA VIJITHA M.M.V., THALGASWALA.	34	41	39	40	37	40	42	40	29	127	322	2689
DIVITHURA SRI DHAMMATHILAKA MAHA VIDYALAYA, ETHKANDURA.	27	44	40	35	37	35	40	39	30	129	332	2808
REKADAHENA DAMMADASSI M. VIDYALAYA, KAHADUWA.	26	38	46	38	37	37	40	39	30	129	332	2808
MADAKUMBURA MAHA VIDYALAYA, KARANDENIYA.	127	36	36	37	36	39	34	36	32	136	350	3083
Total	3006											

* School Candidates (1st attempt)

School Performance Indices – G.C.E (O/L) Examination – 2017 (New Syllabus)

(Schools with 20 or more candidates)

Province | SOUTHERN
District | GALLE
Edu. Zone | AMBALANGODA

School	No of Candidates*	Performance Indices of Subjects						School Performance Index	Rank of the School			
		Religion	First Language	English	Science	Mathematics	History		Edu. Zone	District	Province	Island
DHARMASOKA M.V., AMBALANGODA.	453	68	71	74	76	72	72	72	1	2	5	38
PRAJAPATHI GOTHAMI BALIKA M.V., AMBALANGODA.	191	58	62	61	58	60	58	60	2	13	28	239
SRI DEVANANDA M.V., AMBALANGODA.	305	55	56	59	61	61	59	59	3	15	32	268
P.DE S. KULARATHNA MAHA VIDYALAYA, AMBALANGODA.	265	55	58	56	56	58	58	57	4	18	44	348
SIRI ABHAYATISSA KANISHTA VIDYALAYA, WATHUGEDARA.	26	58	60	44	50	54	54	53	5	27	79	586
ROHANA VIDYALAYA, DODANDUWA.	50	44	50	59	48	51	52	51	6	41	118	809
SRIPATHI MAHA VIDYALAYA, WATHUGEDARA.	55	49	52	49	54	51	53	51	6	41	118	809
HEGALLA MAHA VIDYALAYA, KOSGODA.	66	49	47	49	52	52	48	50	8	50	137	943
MAHAMAYA BALIKA VIDYALAYA, HIKKADUWA.	32	54	55	47	46	46	52	50	8	50	137	943
REWATHA M.M.V., BALAPITIYA.	193	50	48	49	50	51	50	50	8	50	137	943
ALUTHWALA MAHA VIDYALAYA, ALUTHWALA.	66	48	60	45	46	45	49	49	11	61	171	1106
DEVAPATHIRAJA NATIONAL SCHOOL RATHGAMA.	256	47	45	47	47	46	48	47	12	74	205	1436
HENNATOTA VIDYAWARDANA MAHA VIDYALAYA, DODANDUWA.	39	48	50	41	45	49	48	47	12	74	205	1436
NINDANA MAHA VIDYALAYA, NINDANA.	68	50	51	47	48	47	41	47	12	74	205	1436
SARALANKARA M.V., GONAPINUWALA.	174	45	51	45	47	49	47	47	12	74	205	1436
SRI WIMALA BUDDHI M.V., HIKKADUWA.	37	43	49	45	50	46	49	47	12	74	205	1436
SRI SUMANGALA M.M.V., HIKKADUWA.	107	46	46	49	48	47	48	47	12	74	205	1436
BATAPOLA SRI KALYANATISSA VIDYALAYA, BATAPOLA.	82	45	50	44	46	42	45	45	18	90	242	1787
SIDDHARTHA MADHYA MAHA VIDYALAYA, BALAPITIYA.	63	47	45	42	45	46	45	45	18	90	242	1787
WERAGODA VIJAYABA MAHA VIDYALAYA, MEETIYAGODA.	67	44	46	43	48	44	46	45	18	90	242	1787
BATAPOLA M.M.V., BATAPOLA.	163	43	42	44	40	43	43	43	21	105	279	2173
BODHIRAJA MAHA VIDYALAYA, HIKKADUWA.	31	47	45	40	38	42	43	43	21	105	279	2173
MAWADAWILA MALIYADEWA M.V., RATHGAMA.	36	45	37	44	48	37	49	43	21	105	279	2173
PERELIYA SRI JINARATHANA MAHA VIDYALAYA, TELWATTA.	22	45	43	38	38	47	49	43	21	105	279	2173

* School Candidates (1st attempt)

School Performance Indices – G.C.E (O/L) Examination – 2017 (New Syllabus)

(Schools with 20 or more candidates)

Province | SOUTHERN
 District | GALLE
 Edu. Zone | AMBALANGODA

School	No of Candidates*	Performance Indices of Subjects						School Performance Index	Rank of the School			
		Religion	First Language	English	Science	Mathematics	History		Edu. Zone	District	Province	Island
MALIDUWA SARIPUTHRA M.V. BOOSSA.	33	39	42	35	47	38	43	41	25	124	312	2530
RAJAPAKSHA MAHA VIDYALAYA, AHUNGALLA.	86	44	39	42	41	37	40	41	25	124	312	2530
MADAMPA M.M.V., KULEEGODA.	107	43	41	38	43	39	43	41	25	124	312	2530
SRI DHEERANANDA MAHA VIDYALAYA, BOOSSA.	25	33	40	46	34	36	33	37	28	133	342	2995
KULEEGODA SUMANA K.V., KULEEGODA.	37	37	32	37	30	45	32	36	29	136	350	3083
Total	3135											

School Performance Indices – G.C.E (O/L) Examination – 2017 (New Syllabus)

(Schools with 20 or more candidates)

Province | SOUTHERN
District | GALLE
Edu. Zone | UDUGAMA

School	No of Candidates*	Performance Indices of Subjects						School Performance Index	Rank of the School			
		Religion	First Language	English	Science	Mathematics	History		Edu. Zone	District	Province	Island
MAPALAGAMA SIRISUNANDA MAHA VIDYALAYA, MAPALAGAMA.	120	60	58	58	54	56	59	58	1	16	37	298
NAGODA RAJAKEEYA VIDYALAYA, GALLE.	176	50	50	59	53	56	51	53	2	27	79	586
POLPAGODA M.V., YAKKALAMULLA.	105	51	57	52	50	48	51	52	3	34	97	690
UDUGAMA M.V., UDUGAMA.	122	50	54	49	50	48	59	52	3	34	97	690
VIDYARAJA M.M.V., THAWALAMA.	169	50	54	48	51	53	56	52	3	34	97	690
NELUWA M.M.V., GALLE.	225	51	51	52	52	48	51	51	6	41	118	809
UDALAMATTA M.V., GALLE.	25	42	55	47	55	50	55	51	6	41	118	809
SRI DHAMMAWASA M.V., NAKIYADENIYA.	37	50	51	43	54	51	50	50	8	50	137	943
THELAMBURA DUTUGEMUNU M.V., NAKIYADENIYA.	121	48	51	46	50	47	54	49	9	61	171	1106
YATALAMATHTHA MAHA VIDYALAYA, YATALAMATTA.	20	46	45	49	48	49	48	48	10	67	186	1272
MAGEDARA MAHA VIDYALAYA, GALLE.	104	42	45	46	47	42	49	45	11	90	242	1787
MALLIKA MAHA VIDYALAYA, HINIDUMA.	36	41	48	44	44	39	50	44	12	99	260	1987
NABADAWA SRI SUMANGALA M.V., YAKKALAMULLA.	45	43	45	44	44	42	47	44	12	99	260	1987
DELLAWA MAHA VIDYALAYA, MORAWAKA.	41	43	45	47	40	39	45	43	14	105	279	2173
MAPALAGAMA M.M.V., MAPALAGAMA CENTRAL.	23	50	45	36	38	45	43	43	14	105	279	2173
OPATHA MAHA VIDYALAYA, GALLE.	84	47	43	43	43	41	43	43	14	105	279	2173
BATUWANGALA MAHA VIDYALAYA, NELUWA.	23	43	36	37	44	39	53	42	17	119	298	2346
THALANGAHA SARASVATHI TAMIL K.V. NAKIYADENIYA.	20	49	45	36	40	44	37	42	17	119	298	2346
SRI DHARMALANKARA V., GALLE.	33	37	38	39	38	33	43	38	19	131	336	2903
Total	1529											

* School Candidates (1st attempt)

School Performance Indices – G.C.E (O/L) Examination – 2017 (New Syllabus)

(Schools with 20 or more candidates)

Province	SOUTHERN
District	MATARA
Edu. Zone	MATARA

School	No of Candidates*	Performance Indices of Subjects						School Performance Index	Rank of the School			
		Religion	First Language	English	Science	Mathematics	History		Edu. Zone	District	Province	Island
SUJATHA VIDYALAYA, MATARA.	409	74	75	76	74	74	74	75	1	1	2	19
ST. THOMAS GIRLS' HIGH SCHOOL , MATARA.	322	71	74	70	70	71	71	71	2	3	7	46
RAHULA VIDYALAYA, MATHARA.	408	64	65	72	72	70	72	69	3	4	9	67
ST. MARY'S CONVENT, MATARA.	209	65	69	68	63	65	66	66	4	6	14	109
ST. THOMAS VIDYALAYA, MATARA.	315	58	59	65	65	64	67	63	5	7	22	168
MINHATH NATIONAL SCHOOL, DICKWELLA.	40	62	60	63	61	52	61	60	6	9	28	239
KOTUWA JANADHIPATHI VIDYALAYA. MATARA.	148	56	61	56	59	56	64	59	7	10	32	268
MATARA M.M.V., MATARA.	357	56	59	59	61	59	61	59	7	10	32	268
MINARWA BUDDHIST COLLEGE, MATARA.	27	57	57	63	59	57	62	59	7	10	32	268
VIJITHA M.M.V., DICKWELLA.	222	58	57	54	61	59	59	58	10	13	37	298
MAHAMAYA BALIKA M.V., MATARA.	93	58	61	59	55	54	56	57	11	15	44	348
DEEYAGAHA WEST MAHA VIDYALAYA, NAWIMANA.	33	55	53	51	60	53	61	56	12	16	48	383
RADAMPOLA SRI SUMANGALA M.M.V., URUGAMUWA.	81	58	52	47	57	58	61	56	12	16	48	383
ST.SERVATIUS V., MATARA.	202	51	51	59	60	54	60	56	12	16	48	383
ILMA VIDYALAYA, MATARA.	39	51	49	71	52	53	52	55	15	21	62	441
PALATUWA GUNARATHANA M.M.V., PALATUWA.	130	51	58	50	56	54	57	54	16	26	71	503
PAMBURANA SARIPUTHRA MAHA VIDYALAYA, MATHARA.	163	50	54	54	53	53	57	54	16	26	71	503
SRI SUMANGALA BALIKA V., WELIGAMA.	249	56	59	54	52	52	53	54	16	26	71	503
APAREKKA M.V., APAREKKA.	20	53	56	52	53	49	58	54	16	26	71	503
ARAFA M.M.V., WELIGAMA.	118	55	50	56	54	52	53	53	20	31	79	586
NADUGALA MAHA VIDYALAYA, NADUGALA.	26	50	58	51	52	51	58	53	20	31	79	586
DICKWELLA NORTH MAHA VIDYALAYA, DICKWELLA.	32	53	45	49	57	54	52	52	22	34	97	690
TALALLA NORTH DHARMAWIJAYA MAHA VIDYALAYA, KEKANADURA.	109	49	54	46	55	51	54	52	22	34	97	690
HITHTHATIYA DHARMARAJA MAHA VIDYALAYA, MATHARA.	28	46	49	52	55	55	50	51	24	43	118	809

* School Candidates (1st attempt)

School Performance Indices – G.C.E (O/L) Examination – 2017 (New Syllabus)

(Schools with 20 or more candidates)

Province | SOUTHERN
District | MATARA
Edu. Zone | MATARA

School	No of Candidates*	Performance Indices of Subjects						School Performance Index	Rank of the School			
		Religion	First Language	English	Science	Mathematics	History		Edu. Zone	District	Province	Island
KOKAWALA MADYA MAHA VIDYALAYA, KEKANADURA.	38	56	49	49	52	48	54	51	24	43	118	809
MURUTHAGASPITIYA MAHA VIDYALAYA, URUGAMUWA.	25	56	50	46	51	49	54	51	24	43	118	809
BAMBARENDA SADDHARMARAJA MAHA VIDYALAYA, RATMALE.	29	50	49	47	45	51	56	50	27	49	137	943
KUMARATHUNGU MUNIDAS MAHA VIDYALAYA, DICKWELLA.	159	49	52	47	50	49	54	50	27	49	137	943
GODAUDA M. VIDYALAYA, KOTTAGODA.	43	51	51	55	48	44	53	50	27	49	137	943
THALPAVILA M.M.V., DEVINUWARA.	126	49	48	47	47	50	49	48	30	65	186	1272
BATHEEGAMA MAHA VIDYALAYA, DICKWELLA.	21	45	51	50	51	35	47	47	31	70	205	1436
KOTAWILA SRI RATHANAPALA M.VIDYALAYA, KAMBURUGAMUWA.	27	46	48	40	46	48	51	47	31	70	205	1436
TALALLA SOUTH MAHA VIDYALAYA, KOTTAGODA.	40	48	45	44	51	46	45	47	31	70	205	1436
SIDDHARTHA VIDYALAYA, WELIGAMA.	195	41	42	47	51	46	51	46	34	77	224	1605
POLWATHUMODARA MAHA VIDYALAYA, MIRISSA.	24	44	42	43	53	38	48	45	35	83	242	1787
KAMBURUGAMUWA MAHA VIDYALAYA, KAMBURUGAMUWA.	101	41	42	44	41	44	52	44	36	87	260	1987
SARANAPALA KANISHTA VIDYALAYA, DEVINUWARA.	25	50	42	41	41	41	50	44	36	87	260	1987
GANDARA M.V., GANDARA.	51	42	43	48	43	37	48	44	36	87	260	1987
MIRISSA M.M.V., MIRISSA.	47	45	46	43	42	42	37	43	39	96	279	2173
DEVINUWARA M.M.V., DEVINUWARA.	35	47	43	39	39	37	46	42	40	98	298	2346
MAHANAMA MAHA VIDYALAYA, MATARA.	70	42	41	43	42	40	44	42	40	98	298	2346
ANURA VIDYALAYA, MATARA.	55	42	40	43	35	44	42	41	42	105	312	2530
ROHANA M.V., MATARA.	29	50	36	40	35	36	43	40	43	109	322	2689
MIDIGAMA MAHA VIDYALAYA, AHANGAMA.	26	40	44	31	33	29	45	37	44	115	342	2995
MAHAMANTHINDA PIRIVENA, MATARA.	24	35	36	40	30	35	45	37	44	115	342	2995
MOTAGEDARA BANDARANAYAKA M.V., KEKANADURA.	35	37	38	35	34	31	37	35	46	120	354	3160
HEMACHANDRA GUNASEKARA M.V., WELIGAMA.	21	35	34	35	30	29	40	34	47	121	356	3237
Total	5026											

* School Candidates (1st attempt)

School Performance Indices – G.C.E (O/L) Examination – 2017 (New Syllabus)

(Schools with 20 or more candidates)

Province	SOUTHERN
District	MATARA
Edu. Zone	AKURESSA

School	No of Candidates*	Performance Indices of Subjects						School Performance Index	Rank of the School			
		Religion	First Language	English	Science	Mathematics	History		Edu. Zone	District	Province	Island
THELIJJAWILA M.M.V., THELIJJAWILA.	268	72	73	70	76	74	77	74	1	2	4	26
GODAPITIYA M.M.V., AKURESSA.	208	66	66	63	72	69	70	68	2	5	10	82
PORAMBA KANISHTA VIDYALAYA, AKURESSA.	51	52	56	50	53	51	61	54	3	26	71	503
ATHURALIYA M.V., AKURESSA.	48	47	50	45	61	58	52	52	4	34	97	690
HORAGODA MAHA VIDYALAYA, TELIJJAWILA.	35	53	49	51	53	50	57	52	4	34	97	690
WARAKAPITIYA MAHA VIDYALAYA, DENIPITIYA.	20	53	51	47	54	49	57	52	4	34	97	690
GODAPITIYA SADATH MAHA VIDYALAYA, AKURESSA.	37	55	49	47	49	51	52	51	7	43	118	809
HALLALA MAHA VIDYALAYA, WELIGAMA.	60	49	49	50	49	46	54	50	8	49	137	943
PARADUWA ADARSHA K. VIDYALAYA TELIJJAWILA.	23	54	50	45	50	45	58	50	8	49	137	943
AKURESSA M.V., AKURESSA.	156	50	49	47	51	48	50	49	10	61	171	1106
THELIJJAWILA RAJAKEEYA M.V., THELIJJAWILA.	158	45	47	49	53	49	49	49	10	61	171	1106
WILPITA MAHA VIDYALAYA, AKURESSA.	63	53	49	44	49	47	48	48	12	65	186	1272
MALIMBODA SRI SUMEDHA MAHA VIDYALAYA, PALATUWA.	81	50	46	43	48	46	50	47	13	70	205	1436
GODAPITIYA KANISHTA VIDYALAYA, AKURESSA.	90	44	43	45	47	48	49	46	14	77	224	1605
EHELAPE VIDYARAJA MAHA VIDYALAYA, AKURESSA.	63	46	48	37	43	44	46	44	15	87	260	1987
J.R.S.DE ALMEIDA MAHA VIDYALAYA, AKURESSA.	46	49	43	41	41	44	46	44	15	87	260	1987
MALIDUWA MAHA VIDYALAYA, MALIDUWA.	29	39	41	37	53	43	46	43	17	96	279	2173
BOPITIYA SRI WIMALAWANSA K.V., AKURESSA.	36	41	43	35	38	44	51	42	18	98	298	2346
DENIPITIYA M.V., DENIPITIYA.	67	40	41	41	42	43	44	42	18	98	298	2346
SRI MEDANKARA MAHA VIDYALAYA, GODAPITIYA.	27	50	47	37	36	41	43	42	18	98	298	2346
MARAMBA M.V., AKURESSA.	57	42	45	41	44	42	38	42	18	98	298	2346
KANANKE SIRI PERAKUMBA M.M.V., KANANKE-BAZAAR.	80	42	42	40	41	36	45	41	22	105	312	2530
BOPAGODA SUGESWARA M.V., AKURESSA.	24	42	38	43	41	37	38	40	23	109	322	2689
HENEGAMA KANISHTA VIDYALAYA, AKURESSA.	31	49	40	33	41	32	39	39	24	113	332	2808
KOKMADUWA KANISHTA VIDYALAYA, WELIGAMA.	20	39	36	40	38	37	37	38	25	114	336	2903
Total	1778											

* School Candidates (1st attempt)

School Performance Indices – G.C.E (O/L) Examination – 2017 (New Syllabus)

(Schools with 20 or more candidates)

Province | SOUTHERN
District | MATARA
Edu. Zone | MULATIYANA

School	No of Candidates*	Performance Indices of Subjects						School Performance Index	Rank of the School			
		Religion	First Language	English	Science	Mathematics	History		Edu. Zone	District	Province	Island
NARANDENIYA M.M.V., KAMBURUPITIYA.	239	58	59	59	61	63	65	61	1	8	24	208
METHODIST M.M.V., HAKMANA.	197	55	54	53	60	54	60	56	2	16	48	383
RADAWELA KANISHTA VIDYALAYA, RADAWELA.	35	56	58	52	59	57	51	56	2	16	48	383
KITHALAGAMA WEST MAHA VIDYALAYA, THIHAGODA.	29	58	53	50	56	53	60	55	4	21	62	441
PUHULWELLA MADYA MAHA VIDYALAYA, PUHULWELLA.	179	58	50	53	58	53	57	55	4	21	62	441
YATIYANA M.V., YATIYANA.	127	55	52	55	53	57	55	55	4	21	62	441
DEIYANDARA NATIONAL SCHOOL DEIYANDARA.	252	52	49	53	52	53	56	53	7	31	79	586
KITHALAGAMA EAST KANISHTA VIDYALAYA, THIHAGODA.	35	55	51	48	47	49	63	52	8	34	97	690
KAMBURUPITIYA M.V., KAMBURUPITIYA.	123	48	49	50	52	52	53	51	9	43	118	809
KONGALA M.M.V., HAKMANA.	74	50	50	52	51	50	52	51	9	43	118	809
SIRI RATHANAJOTHI M.V., KAMBURUPITIYA.	41	51	56	43	50	47	52	50	11	49	137	943
DENAGAMA VIPULASARA M.M.V., DENAGAMA.	32	51	48	48	56	46	48	50	11	49	137	943
NARAWELPITA SOUTH M.M.V., HAKMANA.	62	50	47	46	55	49	51	50	11	49	137	943
MAKANDURA MADYA MAHA VIDYALAYA, MATARA.	108	50	46	46	52	49	52	49	14	61	171	1106
M. HENRY ARIYARATHNA MAHA VIDYALAYA, HAKMANA.	25	50	49	52	41	49	44	48	15	65	186	1272
THIHAGODA NATIONAL SCHOOL, THIHAGODA.	106	48	42	43	46	47	53	47	16	70	205	1436
OVITIGAMUWA MAHA VIDYALAYA KARAPUTUGALA.	30	51	49	40	41	45	47	46	17	77	224	1605
BAMUNUGAMA MAHA VIDYALAYA, HORAPAVITA.	34	48	50	40	44	38	48	45	18	83	242	1787
ERiyATHOTA MAHA VIDYALAYA, KAMBURUPITIYA.	22	50	49	44	36	40	50	45	18	83	242	1787
SIRI PAGNNALANKARA VIDYALAYA, KAMBURUPITIYA.	27	47	41	43	46	38	47	44	20	87	260	1987
KORAMBURUWANA MAHA VIDYALAYA, RANSEGODA.	21	44	46	35	40	42	41	41	21	105	312	2530
KARAGODA UYANGODA M.V., KARAGODA-UYANGODA.	48	41	36	34	32	34	39	36	22	119	350	3083
ULLALA M.V., KAMBURUPITIYA.	20	31	34	31	31	28	38	32	23	122	359	3318
VIDYANIKETHA VIDYAYATHANA PIRIVENA, KAMBURUPITIYA.	23	32	30	31	31	35	34	32	23	122	359	3318
Total	1889											

* School Candidates (1st attempt)

School Performance Indices – G.C.E (O/L) Examination – 2017 (New Syllabus)

(Schools with 20 or more candidates)

Province	SOUTHERN
District	MATARA
Edu. Zone	DENIYAYA

School	No of Candidates*	Performance Indices of Subjects						School Performance Index	Rank of the School			
		Religion	First Language	English	Science	Mathematics	History		Edu. Zone	District	Province	Island
DENIYAYA M.M.V., DENIYAYA.	225	56	59	57	61	58	58	58	1	13	37	298
PERCY ABEYWARDENE VIDYALAYA, BERALAPANATARA.	21	54	57	53	54	57	53	55	2	21	62	441
DEHIGASPA DUDLEY SENANAYAKE MAHA VIDYALAYA, PITABEDDARA.	71	59	53	48	52	49	53	52	3	34	97	690
URUBOKKA M.M.V., URUBOKKA.	162	50	54	48	52	50	55	52	3	34	97	690
MORAWAKA KEERTHI ABEYWICKRAMA M.M.V., MORAWAKA.	240	53	52	48	52	56	53	52	3	34	97	690
BENGAMUWA MAHA VIDYALAYA, BENGAMUWA.	52	52	50	44	53	49	54	50	6	49	137	943
MORAWAKA BAUDDHA M.V., MORAWAKA.	29	56	51	43	49	47	56	50	6	49	137	943
PALLEGAMA M.V., KOLAWENIGAMA.	94	50	48	44	51	48	56	50	6	49	137	943
ROTUMBA VIJAYABA M.V., VIA MATARA.	58	52	51	46	50	46	56	50	6	49	137	943
KIRILIPANA KANISHTA VIDYALAYA, KIRILIPANA.	31	51	52	36	54	45	55	49	10	61	171	1106
ALAPALADENIYA M.V., ALAPALADENIYA.	64	53	47	44	46	49	51	48	11	65	186	1272
KOTAPOLA NATIONAL SCHOOL, KOTAPOLA.	100	45	49	45	50	46	51	48	11	65	186	1272
SRIMATH ANAGARIKA DHARMAPALA MAHA VIDYALAYA, MAWARALA.	73	46	47	41	45	49	51	47	13	70	205	1436
PASGODA MAHA VIDYALAYA, PASGODA.	46	48	48	45	51	41	49	47	13	70	205	1436
DENIYAYA ST. MATTHEW'S BILINGUAL MAHA VIDYALAYA, DENIYAYA.	80	49	47	42	47	47	43	46	15	77	224	1605
DERANGALA M.V., PITABEDDARA.	38	51	50	43	42	41	48	46	15	77	224	1605
KALUBOWITIYANA MAHA VIDYALAYA, KALUBOWITIYANA.	58	48	47	40	45	45	51	46	15	77	224	1605
BEVERLEY TAMIL KANSITA VIDYALAYA DENIYAYA.	20	54	51	44	39	41	38	45	18	83	242	1787
BERALAPANATARA MAHA VIDYALAYA, BERALAPANATARA.	110	43	48	41	46	44	44	44	19	87	260	1987
KOLAWENIGAMA M.V., KOLAWENIGAMA.	25	44	46	41	48	45	40	44	19	87	260	1987
PITABEDDARA M.V., PITABEDDARA.	155	47	45	41	44	40	48	44	19	87	260	1987
WILAYAYA VIDYALAYA, DAMPAHALA.	21	44	40	32	35	39	61	42	22	98	298	2346
WARALLA M.D.YAPA M. VIDYALAYA, WARALLA.	28	42	45	36	41	41	41	41	23	105	312	2530
DENIYAYA RAJAPAKSE MAHA VIDYALAYA, DENIYAYA.	71	41	41	39	39	38	42	40	24	109	322	2689

* School Candidates (1st attempt)

School Performance Indices – G.C.E (O/L) Examination – 2017 (New Syllabus)

(Schools with 20 or more candidates)

Province	SOUTHERN
District	MATARA
Edu. Zone	DENIYAYA

School	No of Candidates*	Performance Indices of Subjects						School Performance Index	Rank of the School			
		Religion	First Language	English	Science	Mathematics	History		Edu. Zone	District	Province	Island
GINNALIYA MAHA VIDYALAYA, URUBOKKA.	48	44	43	34	39	40	41	40	24	109	322	2689
DAMPAHALA KANISHTA VIDYALAYA, DAMPAHALA.	29	44	42	31	34	30	42	37	26	115	342	2995
HANDFORD TAMIL K.V, DENIYAYA.	42	47	40	35	32	29	37	37	26	115	342	2995
Total	1991											

* School Candidates (1st attempt)

School Performance Indices – G.C.E (O/L) Examination – 2017 (New Syllabus)

(Schools with 20 or more candidates)

Province	SOUTHERN
District	HAMBANTOTA
Edu. Zone	TANGALLE

School	No of Candidates*	Performance Indices of Subjects						School Performance Index	Rank of the School			
		Religion	First Language	English	Science	Mathematics	History		Edu. Zone	District	Province	Island
RUHUNU VIJAYABA M. VIDYALAYA BELIATTA.	259	64	64	63	68	67	67	66	1	3	14	109
TANGALLE BALIKA M.V., TANGALLE.	226	64	68	61	63	62	64	64	2	4	20	145
PUWAKDANDAWA DHAMMAPALA BALIKA VIDYALAYA, BELIATTA.	91	62	68	57	61	58	62	61	3	6	24	208
ALUTHWEWA MAHA NAGA JATHIKA VIDYALAYA, ANGUNAKOLAPELESSA	167	57	57	55	60	60	61	58	4	10	37	298
POLOMMARUWA MODEL VIDYALAYA, TANGALLE.	113	54	56	55	59	58	64	58	4	10	37	298
BELIATTA M.M.V., BELIATTA.	65	54	54	53	63	60	60	57	6	13	44	348
GETAMANNA VIJAYA M.M.V., GETAMANNA.	36	54	54	56	60	52	58	56	7	14	48	383
IHALABELIGALLA M.V., BELIATTA.	36	58	52	44	49	54	59	53	8	23	79	586
TANGALLE NATIONAL BOYS SCHOOL TANGALLE.	113	47	46	50	60	54	59	53	8	23	79	586
KOTAWAYA MAHA VIDYALAYA, HAKURUWELA.	64	51	48	50	54	52	55	52	10	31	97	690
THALUNNA MAHA VIDYALAYA, RANNA.	20	58	51	42	54	48	53	51	11	36	118	809
SIDDHARTHA VIDYALAYA, RANNA.	27	55	54	45	53	43	50	50	12	40	137	943
TANGALLE RAHULA MAHA VIDYALAYA, TANGALLE.	28	50	47	46	55	50	53	50	12	40	137	943
THALAWA MAHA VIDYALAYA, KARIYAMADITTA.	51	49	47	45	49	55	52	50	12	40	137	943
UDAYALA M.V., HAKURUWELA.	41	51	50	50	48	51	49	50	12	40	137	943
KAHAWATTA M.V., BELIATTA.	61	43	43	50	63	50	44	49	16	51	171	1106
NIHILUWA M.V., BELIATTA.	49	54	47	43	52	48	51	49	16	51	171	1106
BINKAMA M.V., ANGUNAKOLAPELESSA.	27	48	50	42	47	50	51	48	18	56	186	1272
RANNA MAHA VIDYALAYA, RANNA.	172	46	47	44	50	45	50	47	19	63	205	1436
VITHARANDENIYA M.V., VITHARANDENIYA.	26	56	48	39	50	43	43	47	19	63	205	1436
DABARELLA M.V., KARIYAMADITTA.	60	46	48	43	47	44	46	46	21	65	224	1605
DEBOKKAWA VIDYALAYA, KARIYAMADITTA.	37	55	43	39	45	52	43	46	21	65	224	1605
GETAMANNA SOUTH MAHA VIDYALAYA, GETAMANNA.	30	50	45	43	51	45	44	46	21	65	224	1605
NAKULUGAMUWA GAMINI M.V., NAKULUGAMUWA.	82	41	37	41	47	39	46	42	24	83	298	2346

* School Candidates (1st attempt)

School Performance Indices – G.C.E (O/L) Examination – 2017 (New Syllabus)

(Schools with 20 or more candidates)

Province	SOUTHERN
District	HAMBANTOTA
Edu. Zone	TANGALLE

School	No of Candidates*	Performance Indices of Subjects						School Performance Index	Rank of the School			
		Religion	First Language	English	Science	Mathematics	History		Edu. Zone	District	Province	Island
NETOLPITIYA GEMUNU M.V., NETOLPITIYA.	69	45	40	37	46	37	44	42	24	83	298	2346
JANDURA KANISHTA VIDYALAYA, ANGUNAKOLAPELESSA.	27	42	39	31	36	41	41	38	26	93	336	2903
RAMBUCKETIYA KANISHTA VIDYALAYA, NAKULUGAMUWA.	26	38	38	34	41	30	37	36	27	97	350	3083
Total	2003											

* School Candidates (1st attempt)

School Performance Indices – G.C.E (O/L) Examination – 2017 (New Syllabus)

(Schools with 20 or more candidates)

Province | SOUTHERN
District | HAMBANTOTA
Edu. Zone | HAMBANTOTA

School	No of Candidates*	Performance Indices of Subjects						School Performance Index	Rank of the School			
		Religion	First Language	English	Science	Mathematics	History		Edu. Zone	District	Province	Island
DEBARAWEWA M.M.V., TISSAMAHARAMA.	382	60	63	62	67	66	67	64	1	4	20	145
HATHPORUWA KANISHTA VIDYALAYA, SURIYAWEWA TOWN.	26	50	49	56	65	56	60	56	2	14	48	383
ST.MARY'S NATIONAL SCHOOL HAMBANTOTA.	189	54	55	56	58	54	59	56	2	14	48	383
WIJAYABA NATIONAL SCHOOL HUNGAMA.	257	54	54	55	55	54	56	55	4	20	62	441
SURIYAWEWA NATIONAL SCHOOL, SURIYAWEWA TOWN.	223	52	51	49	61	52	59	54	5	22	71	503
KOGGALLA MAHA VIDYALAYA, AMBALANTOTA.	27	50	52	52	55	57	50	53	6	23	79	586
MAHANAGAPURA M.V., LUNUGAMWEHERA.	20	55	55	47	51	56	55	53	6	23	79	586
ZAHIRA NATIONAL SCHOOL, HAMBANTOTA.	62	58	55	60	47	44	51	53	6	23	79	586
THERAPUTTA M.V., AMBALANTOTA.	255	51	53	54	52	54	54	53	6	23	79	586
BOLANA M.M.VIDYALAYA, AMBALANTOTA.	110	50	50	53	56	51	52	52	10	31	97	690
DEBARAWEWA JANADHIPATHI K. VIDYALAYA TISSAMAHARAMA	262	54	50	49	51	52	53	52	10	31	97	690
MAHA ARA MAHA VIDYALAYA, AMBALANTOTA.	24	45	48	46	61	58	50	51	12	36	118	809
TZU-CHI NATIONAL SCHOOL HAMBANTOTA.	100	49	48	52	49	52	58	51	12	36	118	809
AL-AKBAR MUSLIM M.V., AMBALANTOTA.	30	61	44	53	45	48	49	50	14	40	137	943
MAMADALA MAHA VIDYALAYA, AMBALANTOTA.	96	50	50	48	51	51	48	50	14	40	137	943
NAMADAGASWEWA VIDYALAYA, SOORIYAWEWA TOWN.	60	53	45	49	51	52	51	50	14	40	137	943
VIHARAGALA MAHA VIDYALAYA, SOORIYAWEWA.	76	46	45	46	54	54	49	49	17	51	171	1106
LUNAMA DUTUGEMUNU MAHA VIDYALAYA, AMBALANTOTA.	32	45	43	40	58	45	54	48	18	56	186	1272
MIRIJAWILA M.V., HAMBANTOTA.	22	44	52	44	49	49	50	48	18	56	186	1272
RAJAKEEYA VIDYALAYA, WEERAVILA.	58	47	53	42	50	45	49	48	18	56	186	1272
BANDAGIRIYA MAHA VIDYALAYA, WELIGATTA.	66	45	45	46	51	42	47	46	21	65	224	1605
KUDABOLANA PANGNASEEHA M.V., AMBALANTOTA.	53	46	45	44	45	43	50	46	21	65	224	1605
WETIYA DHARMAPALA VIDYALAYA, BARAWAKUMBUKA.	121	45	45	45	49	43	49	46	21	65	224	1605
AMBALANTOTA MAHA VIDYALAYA, AMBALANTOTA.	94	44	43	47	42	48	45	45	24	71	242	1787
MAGAMA MAHA VIDYALAYA, TISSAMAHARAMA.	58	43	46	50	45	46	41	45	24	71	242	1787

* School Candidates (1st attempt)

School Performance Indices – G.C.E (O/L) Examination – 2017 (New Syllabus)

(Schools with 20 or more candidates)

Province | SOUTHERN
District | HAMBANTOTA
Edu. Zone | HAMBANTOTA

School	No of Candidates*	Performance Indices of Subjects						School Performance Index	Rank of the School			
		Religion	First Language	English	Science	Mathematics	History		Edu. Zone	District	Province	Island
MEEGAHAJANDURA MAHA VIDYALAYA, SOORIYAWEWA TOWN.	46	47	40	38	50	48	47	45	24	71	242	1787
SRI DEVANANDA MAHA VIDYALAYA TISSAMAHARAMA.	84	46	44	42	48	42	46	45	24	71	242	1787
BERALIHELA KANISHTA V, TISSAMAHARAMA.	26	43	42	39	50	45	45	44	28	76	260	1987
KIULA V., HUNGAMA.	20	43	44	39	48	44	45	44	28	76	260	1987
SAMANPURA M.V. , WEERAWILA NEW TOWN.	29	48	43	44	42	38	46	44	28	76	260	1987
TISSAMAHARAMA MAHA VIDYALAYA, TISSAMAHARAMA.	87	41	46	43	44	46	44	44	28	76	260	1987
IKKAPALLAMA KANISHTA VIDYALAYA, TISSAMAHARAMAYA.	20	48	42	43	45	39	40	43	32	80	279	2173
BERALIHELA M.V., TISSAMAHARAMA.	22	47	49	33	51	35	42	43	32	80	279	2173
MURAWESIHEHA MAHA VIDYALAYA, BARAWAKUMBUKA.	28	40	40	43	38	39	43	41	34	85	312	2530
OYAGAWA RANAWARANAWEWA KANISHTA VIDYALAYA, TANAMALVILA.	30	41	45	33	39	41	45	41	34	85	312	2530
MAHASENPURA MAHA VIDYALAYA. TISSAMAHARAMA.	56	40	45	41	39	43	39	41	34	85	312	2530
ANDARAWEWA DHARMADUTHA MAHA VIDYALAYA. SURIYAWEWA TOWN.	26	41	37	44	39	42	36	40	37	88	322	2689
DEHIGAHALANDA M.V., AMBALANTOTA.	52	45	41	36	38	41	41	40	37	88	322	2689
THELULLA KANISHTA VIDYALAYA, WELIGATTA.	42	44	37	41	42	37	37	40	37	88	322	2689
NILWALA ANANDA VIDYALAYA, HUNGAMA.	25	48	37	33	45	34	41	40	37	88	322	2689
WEERIYAGAMA MAHA VIDYALAYA, SOORIYAWEWA TOWN.	41	40	34	39	38	40	41	39	41	92	332	2808
SRI ROHANA K.V., TISSAMAHARAMA	27	43	39	35	38	32	41	38	42	93	336	2903
VIDYARTHA M.V., TISSAMAHARAMA.	23	46	38	34	38	35	35	38	42	93	336	2903
WELIPATANWILA M.V., AMBALANTOTA.	31	32	35	30	39	37	35	35	44	98	354	3160
LUNUGAMWEHERA M.V., LUNUGAMWEHERA.	46	37	34	33	33	32	36	34	45	99	356	3237
KIRINDA MUSLIM M.V., TISSAMAHARAMA.	31	41	39	36	23	31	27	33	46	100	358	3287
MULANA MAHA VIDYALAYA, HUNGAMA.	21	32	31	36	29	31	31	32	47	101	359	3318
GONNORUWA K.V., HAMBANTOTA.	20	29	32	28	31	33	34	31	48	102	362	3356
Total	3536											

* School Candidates (1st attempt)

School Performance Indices – G.C.E (O/L) Examination – 2017 (New Syllabus)

(Schools with 20 or more candidates)

Province	SOUTHERN
District	HAMBANTOTA
Edu. Zone	WALASMULLA

School	No of Candidates*	Performance Indices of Subjects						School Performance Index	Rank of the School			
		Religion	First Language	English	Science	Mathematics	History		Edu. Zone	District	Province	Island
SRI LANKA SINGAPORE FRIENDSHIP COLLEGE WEERAKETIYA.	89	77	79	73	81	80	82	79	1	1	1	7
WEERAKETIYA RAJAPAKSE M.M.V., WEERAKETIYA.	437	64	64	66	70	69	69	67	2	2	12	98
WALASMULLA M.V., WALASMULLA.	409	60	59	57	64	62	61	61	3	6	24	208
KANUMULDENIYA NORTH M.V., WALASMULLA.	67	61	56	51	66	61	66	60	4	8	28	239
BOWALA K.V., WALASMULLA.	22	60	52	52	68	59	60	59	5	9	32	268
KIRAMA DHAMMANANDA MAHA VIDYALAYA, KIRAMA.	47	55	56	54	60	63	57	58	6	10	37	298
MODARAWANA MAHA VIDYALAYA, MODARAWANA.	46	55	53	50	64	58	57	56	7	14	48	383
WALGAMMULLA MAHA VIDYALAYA, KIRAMA.	52	58	50	50	59	56	62	56	7	14	48	383
KATUWANA NATIONAL SCHOOL, KATUWANA.	173	56	54	54	59	55	60	56	7	14	48	383
HANDUGALA M.V., VIA MATARA.	25	58	55	51	58	52	54	55	10	20	62	441
HOREWELA MAHA VIDYALAYA, WALASMULLA.	63	54	49	50	54	57	53	53	11	23	79	586
KEKIRIOBADA M.V., KIRAMA.	22	52	52	49	52	55	57	53	11	23	79	586
GONADENIYA M.V., VIA TANGALLE.	35	58	45	48	56	47	60	52	13	31	97	690
WATHUKANDA VIDYALAYA, KATUWANA.	27	58	44	50	61	46	54	52	13	31	97	690
WARAPITIYA SECONDARY SCHOOL, WARAPITIYA.	45	52	48	50	55	50	52	51	15	36	118	809
MANDADUWA VID., VIA WEERAKETIYA.	65	52	50	47	50	46	56	50	16	40	137	943
D.A.RAJAPAKSHA M.VID., MEDAMULANA.	118	51	47	51	50	51	51	50	16	40	137	943
MURUTHAWELA MAHA VIDYALAYA, WALASMULLA.	28	54	48	49	48	51	51	50	16	40	137	943
ULHITIYAWA VIDYALAYA, MIDDENIYA.	26	50	44	45	52	56	52	50	16	40	137	943
ATUBODE K.V., WALASMULLA.	20	52	47	44	57	44	50	49	20	51	171	1106
MIDDENIYA M.V., MIDDENIYA.	104	48	46	49	50	53	50	49	20	51	171	1106
AMBAGAHAHENA MAHA VIDYALAYA, KIRAMA.	39	50	47	48	47	47	46	48	22	56	186	1272
HORAVINNA M.V., KATUWANA.	20	48	49	47	44	49	49	48	22	56	186	1272
UDA GOMADIYA K.V., KATUWANA.	30	59	50	35	49	42	54	48	22	56	186	1272

* School Candidates (1st attempt)

School Performance Indices – G.C.E (O/L) Examination – 2017 (New Syllabus)

(Schools with 20 or more candidates)

Province	SOUTHERN
District	HAMBANTOTA
Edu. Zone	WALASMULLA

School	No of Candidates*	Performance Indices of Subjects						School Performance Index	Rank of the School			
		Religion	First Language	English	Science	Mathematics	History		Edu. Zone	District	Province	Island
MEEGASARA CLUSTER CORE SCHOOL, JULAMPITIYA.	49	48	41	40	46	45	49	45	25	71	242	1787
RITIGAHAYAYA MAHA VIDYALAYA, KATUWANA.	44	45	41	42	47	43	42	43	26	80	279	2173
WEKANDAWALA JANAPADA V., WEKANDAWALA.	23	39	32	31	39	40	38	37	27	96	342	2995
Total	2125											

* School Candidates (1st attempt)

School Performance Indices - G.C.E. (O/L) Examination – 2017 (New Syllabus)

(Schools with 20 or more candidates)

NORTHERN PROVINCE

School Performance Indices – G.C.E (O/L) Examination – 2017 (New Syllabus)

(Schools with 20 or more candidates)

Province	NORTHERN
District	JAFFNA
Edu. Zone	JAFFNA

School	No of Candidates*	Performance Indices of Subjects						School Performance Index	Rank of the School			
		Religion	First Language	English	Science	Mathematics	History		Edu. Zone	District	Province	Island
VEMBADY GIRLS' HIGH SCHOOL, JAFFNA.	212	81	82	78	78	78	73	78	1	1	1	10
HINDU COLLEGE, JAFFNA.	237	77	76	75	74	75	71	75	2	2	2	19
CHUNDIKULI GIRLS' COLLEGE, JAFFNA.	119	70	71	68	64	64	62	67	3	4	4	98
HINDU COLLEGE, KOKUVIL.	229	67	62	60	64	65	57	63	4	7	8	168
HINDU LADIES' COLLEGE, JAFFNA.	249	68	68	59	57	58	57	61	5	8	9	208
ST. JOHN'S COLLEGE, JAFFNA.	158	61	58	65	59	58	55	59	6	10	11	268
HOLY FAMILY CONVENT, JAFFNA.	129	58	60	53	52	54	50	55	7	17	21	441
SARAVANABAVANANTHA V., KOPAY.	24	70	50	45	54	55	50	54	8	19	26	503
ST. THERESA'S GIRLS' COLLEGE, ATCHUVELY.	49	60	55	43	50	52	52	52	9	26	37	690
ST. PATRICK'S COLLEGE, JAFFNA.	171	46	53	54	51	53	49	51	10	29	43	809
JAFFNA CENTRAL COLLEGE, JAFFNA.	177	50	51	49	49	51	46	49	11	38	61	1106
ATTIYAR HINDU COLLEGE, NEERVELY.	63	54	52	43	47	45	47	48	12	42	72	1272
ST. ANTHONY'S R.C. GIRLS' VIDYALA. PASSAIYOOR.	27	45	56	37	46	43	47	46	13	52	102	1605
KONDAVIL RAMAKRISHNA M.V., KONDAVIL.	36	53	49	38	42	44	42	45	14	60	122	1787
COLUMBUTHURAI HINDU M.V., JAFFNA.	34	50	51	37	49	38	36	44	15	65	135	1987
CANAGARATNAM M.M.V., JAFFNA.	83	51	48	38	44	43	42	44	15	65	135	1987
ATCHELU SAIVAPIRAGASA V., NEERVELY.	30	47	50	37	40	41	44	43	17	68	144	2173
ST. JAME'S GIRLS SCHOOL, JAFFNA.	35	48	49	42	43	41	37	43	17	68	144	2173
AVARANGAL NADARAJA RAMALINGA V., PUTTUR.	59	49	50	36	44	42	33	42	19	76	160	2346
VAIDESWARA COLLEGE, JAFFNA.	32	50	45	33	41	43	37	42	19	76	160	2346
IDAIKKADU M.V., ATCHUVELY.	44	44	45	32	41	44	40	41	21	81	174	2530
KONDAVIL HINDU COLLEGE KONDAVIL.	40	49	42	36	42	43	36	41	21	81	174	2530
MUTUTHAMBY M.V., JAFFNA.	44	52	50	32	37	38	38	41	21	81	174	2530
SRI SOMASKANDA COLLEGE, PUTTUR.	113	46	43	33	43	44	34	41	21	81	174	2530

* School Candidates (1st attempt)

School Performance Indices – G.C.E (O/L) Examination – 2017 (New Syllabus)

(Schools with 20 or more candidates)

Province	NORTHERN
District	JAFFNA
Edu. Zone	JAFFNA

School	No of Candidates*	Performance Indices of Subjects						School Performance Index	Rank of the School			
		Religion	First Language	English	Science	Mathematics	History		Edu. Zone	District	Province	Island
URUMPIRAI SAIVA TAMIL V., URUMPIRAI.	62	48	47	33	43	41	36	41	21	81	174	2530
SENGUNTHA HINDU COLLEGE, THIRUNELVELY.	23	53	47	32	37	40	35	41	21	81	174	2530
ATCHUVELY CENTRAL COLLEGE, ATCHUVELI.	88	45	43	34	41	40	38	40	27	93	189	2689
KOKUVIL SRI GNANAPANDITHA V., KOKUVIL.	22	45	44	34	40	41	38	40	27	93	189	2689
PERIYAPULAM M.V., JAFFNA.	47	44	41	36	40	40	34	39	29	99	204	2808
ST. CHARLES M.V., JAFFNA.	43	40	47	34	33	38	42	39	29	99	204	2808
HINDU COLLEGE, URUMPIRAI.	36	46	46	32	37	36	35	39	29	99	204	2808
NAVANTHURAI R.C.V., JAFFNA.	47	41	44	32	33	32	37	37	32	104	218	2995
KOPAY CHRISTIAN COLLEGE, KOPAY.	68	43	40	33	32	36	36	37	32	104	218	2995
KODDADY NAMASIVAYA V., JAFFNA.	29	43	46	29	36	30	33	36	34	110	230	3083
NALLUR HINDU TAMIL GIRLS' SCHOOL, NALLUR.	23	42	40	28	37	27	31	34	35	118	247	3237
URELU GANESHA V., CHUNNAKAM.	34	40	36	27	35	33	32	34	35	118	247	3237
PUTHAKALADDY SRI VISHNU V., PUTTUR.	22	41	29	25	30	22	26	29	37	129	269	3390
ST. MARY'S VIDYALAYA, JAFFNA.	23	32	33	31	21	26	22	28	38	130	270	3402
Total	2961											

* School Candidates (1st attempt)

School Performance Indices – G.C.E (O/L) Examination – 2017 (New Syllabus)

(Schools with 20 or more candidates)

Province	NORTHERN
District	JAFFNA
Edu. Zone	ISLANDS

School	No of Candidates*	Performance Indices of Subjects						School Performance Index	Rank of the School			
		Religion	First Language	English	Science	Mathematics	History		Edu. Zone	District	Province	Island
ANALAITIVU SATHASIVA M.V., ANALAITIVU.	26	73	52	42	42	57	39	51	1	29	43	809
ST. ANTHONY'S COLLEGE, KAYTS.	24	55	52	45	46	54	55	51	1	29	43	809
VELANAI WEST NADARAJAH VIDYALAYA, VELANAI.	20	56	51	37	48	53	45	48	3	42	72	1272
KARAMPON LITTLE FLOWERS GIRLS' M.V., KAYTS.	22	54	53	35	52	45	44	47	4	48	88	1436
YARLTON COLLEGE, KARAINAGAR,	49	59	51	35	43	49	38	46	5	52	102	1605
VELANAI CENTRAL COLLEGE , VELANAI.	84	54	44	36	51	49	39	46	5	52	102	1605
KARAINAGAR HINDU COLLEGE, KARAINAGAR.	75	48	47	34	37	38	34	40	7	93	189	2689
DELFT MAHA VIDYALAYA, DELFT.	26	39	43	30	38	41	32	37	8	104	218	2995
NAINATIVU SRI GANESHA KANISTA M.V., NAINATIVU.	25	41	31	22	30	33	34	32	9	124	259	3318
PUNGUDUTIVU M.V., PUNAUDUTIVU.	42	31	32	30	35	35	29	32	9	124	259	3318
THAMBADDY GOVT. TAMIL MIXED VIDYALAYA, KAYTS.	24	44	35	20	34	37	24	32	9	124	259	3318
ALLAIPIDY PARASAKTHI VIDYASALAI, ALLAIPIDY.	24	25	25	22	26	25	18	24	12	131	272	3416
Total	441											

* School Candidates (1st attempt)

School Performance Indices – G.C.E (O/L) Examination – 2017 (New Syllabus)

(Schools with 20 or more candidates)

Province	NORTHERN
District	JAFFNA
Edu. Zone	THENMARACHCHI

School	No of Candidates*	Performance Indices of Subjects						School Performance Index	Rank of the School			
		Religion	First Language	English	Science	Mathematics	History		Edu. Zone	District	Province	Island
HINDU COLLEGE, CHAVAKACHCHERI.	191	72	63	60	64	62	60	64	1	6	7	145
CHAVAKACHCHERI LADIES COLLEGE , CHAVAKACHCHERI.	38	60	53	47	51	49	50	52	2	26	37	690
MIRUSUVIL G.T.M. SCHOOL, MIRUSUVIL.	24	60	55	39	59	48	47	51	3	29	43	809
CHANDRA MOULEESA VIDYALAYA, CHAVAKACHCHERI.	22	60	50	38	49	51	48	49	4	38	61	1106
KAITHADY MUTHUKUMARASWAMY M.V., KAITHADY.	42	50	50	48	48	48	41	48	5	42	72	1272
KODIKAMAM THIRUNAVUKKARASU CENTRAL COLLEGE, KODIKAMAM.	55	52	46	47	51	44	46	48	5	42	72	1272
MEESALAI VEERASINGAM CENTRAL COLLEGE, MEESALAI.	92	52	47	45	48	43	45	47	7	48	88	1436
VARANI CENTRAL COLLEGE, VARANI.	73	55	47	40	46	46	40	46	8	52	102	1605
RAMANATHAN M.V., USAN MIRUSUVIL.	36	51	50	41	43	46	33	44	9	65	135	1987
KACHCHAI G.T.M. SCHOOL, KODIKAMAM.	34	53	48	29	38	46	35	42	10	76	160	2346
DRIBERG COLLEGE, CHAVAKACHCHERI.	66	50	46	36	35	40	41	41	11	81	174	2530
NAVATKULY M.V., KAITHADI.	51	42	39	34	36	37	38	38	12	102	212	2903
CHANDRAPURA SKANDAVARODAYA M. VIDYALAYA, CHAVAKACHCHERI.	21	40	40	33	32	35	30	35	13	113	238	3160
Total	745											

* School Candidates (1st attempt)

School Performance Indices – G.C.E (O/L) Examination – 2017 (New Syllabus)

(Schools with 20 or more candidates)

Province | NORTHERN
District | JAFFNA
Edu. Zone | VALIKAMAM

School	No of Candidates*	Performance Indices of Subjects						School Performance Index	Rank of the School			
		Religion	First Language	English	Science	Mathematics	History		Edu. Zone	District	Province	Island
UDUVIL GIRLS' COLLEGE, CHUNNAKAM.	70	65	64	60	54	60	55	60	1	9	10	239
MAHAJANA COLLEGE, TELLIPPALAI.	146	63	63	52	53	59	53	57	2	11	14	348
MANIPAY LADIES' COLLEGE, MANIPAY.	119	63	63	55	51	54	51	56	3	14	17	383
JAFFNA COLLEGE, VADDUKODDAI.	105	61	55	54	53	55	51	55	4	17	21	441
ARUNODHAYA COLLEGE, ALAVEDDY.	78	65	56	46	52	55	50	54	5	19	26	503
PANDATERUPPU GIRLS' HIGH SCHOOL, PANDATERUPPU.	42	60	59	43	51	53	53	53	6	22	30	586
SKANDAVARODAYA COLLEGE, CHUNNAKAM.	86	53	54	47	51	56	51	52	7	26	37	690
MATHAGAL ST. JOSEPH'S MAHA VIDYALAYA, MATHAGAL.	58	58	52	48	51	48	49	51	8	29	43	809
UNION COLLEGE, TELLIPPALAI.	119	54	54	44	48	55	44	50	9	34	54	943
VAYAVILAN CENTRAL COLLEGE VAYAVILAN.	129	57	57	43	45	52	46	50	9	34	54	943
ILAVALAI CONVENT MAHA VIDYALAYA, ILAVALAI.	74	54	52	42	45	51	39	47	11	48	88	1436
SANDILIPAY HINDU COLLEGE, SANDILIPAY.	98	53	49	40	44	49	44	47	11	48	88	1436
RAMANATHAN COLLEGE, CHUNNAKAM.	78	56	50	38	43	47	42	46	13	52	102	1605
ST. ANNE'S R.C.T.M. SCHOOL, MANIPAY.	29	53	54	43	39	45	42	46	13	52	102	1605
SUTHUMALAI CHINMAYA BARATHY V., MANIPAY.	33	51	55	37	38	46	46	46	13	52	102	1605
NAVALY M.V., MANIPAY.	30	51	47	45	43	42	39	45	16	60	122	1787
THAVADY HINDU TAMIL MIXED SCHOOL, KOKUVIL.	25	49	49	40	44	52	35	45	16	60	122	1787
VICTORIA COLLEGE, CHULIPURAM.	155	54	50	35	42	44	42	45	16	60	122	1787
ILAVALAI MEIKANDAN M.V., ILAVALAI.	26	57	50	29	42	43	38	43	19	68	144	2173
INUVIL HINDU COLLEGE, CHUNNAKAM.	30	50	46	43	38	41	39	43	19	68	144	2173
PANNAGAM MEIHANDAN MAHA VIDYALAYA, CHULIPURAM.	52	48	48	38	44	44	37	43	19	68	144	2173
ST. HENRY'S COLLEGE, ILAVALAI.	89	46	44	40	39	47	42	43	19	68	144	2173
HINDU COLLEGE, MANIPAY.	97	44	47	41	41	43	38	42	23	76	160	2346
INUVIL CENTRAL COLLEGE, CHUNNAKAM.	51	50	45	37	36	44	41	42	23	76	160	2346

* School Candidates (1st attempt)

School Performance Indices – G.C.E (O/L) Examination – 2017 (New Syllabus)

(Schools with 20 or more candidates)

Province | NORTHERN
District | JAFFNA
Edu. Zone | VALIKAMAM

School	No of Candidates*	Performance Indices of Subjects						School Performance Index	Rank of the School			
		Religion	First Language	English	Science	Mathematics	History		Edu. Zone	District	Province	Island
ARALY SARASWATHY M.V., VADDUKODDAI.	63	50	47	35	38	39	39	41	25	81	174	2530
PANDATERUPPU HINDU COLLEGE, PANDATERUPPU.	29	47	47	32	37	45	37	41	25	81	174	2530
VADDUKODDAI HINDU COLLEGE, JAFFNA.	97	46	45	35	40	40	41	41	25	81	174	2530
ARALY HINDU COLLEGE, VADDUKODDAI.	39	47	40	36	37	37	40	40	28	93	189	2689
ERLALAI M.V., ERLALAI.	23	48	42	31	39	38	44	40	28	93	189	2689
MALLAKAM M.V., MALLAKAM.	77	45	42	34	33	41	32	38	30	102	212	2903
ARALY EAST A.M.T.M. SCHOOL VADDUKODDAI.	20	43	39	30	29	41	37	37	31	104	218	2995
CHANKANAI SIVAPIRAGASA M.V., CHANKANAI.	77	42	41	30	40	37	33	37	31	104	218	2995
SILLALAI R.C.T.M. SCHOOL, PANDATERUPPU.	25	49	48	24	35	35	32	37	31	104	218	2995
VADDU CENTRAL COLLEGE VADDUKODDAI.	74	41	41	33	34	35	34	36	34	110	230	3083
ANAICODDAI R.C.T.M. SCHOOL, ANAICODDAI.	28	42	40	28	32	39	30	35	35	113	238	3160
CHULIPURAM NORTH ARUMUGAM VIDYALAYA, CHULIPURAM.	22	43	38	28	32	29	37	35	35	113	238	3160
ERLALAI SRI MURUGAN VIDYALAYA, ERLALAI.	41	43	38	27	31	32	36	35	35	113	238	3160
ARALLY VALLIAMMAI MEMORIAL SCHOOL, VADDUKODDAI.	20	45	35	27	37	31	29	34	38	118	247	3237
MOOLAI SAIVAPRAGASA V., CHULIPURAM.	41	48	39	26	28	28	29	33	39	122	254	3287
KUDDIYAPULAM G.T.M.S., VAYAVILAN.	37	39	37	31	28	26	32	32	40	124	259	3318
MANIPAY MEMORIAL ENGLISH COLLEGE, MANIPAY.	53	38	33	24	25	28	30	30	41	128	268	3378
Total	2585											

* School Candidates (1st attempt)

School Performance Indices – G.C.E (O/L) Examination – 2017 (New Syllabus)

(Schools with 20 or more candidates)

Province	NORTHERN
District	JAFFNA
Edu. Zone	VADAMARACHCHI

School	No of Candidates*	Performance Indices of Subjects						School Performance Index	Rank of the School			
		Religion	First Language	English	Science	Mathematics	History		Edu. Zone	District	Province	Island
HARTLY COLLEGE, POINT PEDRO.	135	71	71	66	70	72	69	70	1	3	3	53
METHODIST GIRLS' HIGH SCHOOL, POINT PEDRO.	124	70	70	63	64	67	66	67	2	4	4	98
ALIYAWALAI C.C.T.M. VIDYALAYA, THALAYADY.	23	65	59	47	55	56	59	57	3	11	14	348
VADAMARACHY CENTRAL LADIES' COLLEGE, KARAVEDDY.	67	62	60	50	57	56	56	57	3	11	14	348
VADAMARACHCHY HINDU GIRLS COLLEGE POINT PEDRO.	95	63	57	51	53	57	52	56	5	14	17	383
NELLIADY CENTRAL COLLEGE, KARAVEDDY.	148	59	58	52	55	56	53	56	5	14	17	383
UDUPPIDY GIRLS' COLLEGE, VALVETTITHURAI.	68	60	60	47	51	53	50	54	7	19	26	503
KARANAVALI M.V., KARAVEDDI.	24	57	59	48	50	56	50	53	8	22	30	586
UDUPPIDY AMERICAN MISSION COLLEGE, VALVETTITHURAI.	55	55	54	48	54	53	51	53	8	22	30	586
UDUTHURAI M.V., THALAYADY.	24	59	58	45	45	56	56	53	8	22	30	586
IMAYANAN G.T.M. SCHOOL, VALVETTITHURAI.	39	53	52	54	41	50	47	50	11	34	54	943
VALVAI MAHALIR M.V., VALVETTITURAI.	30	59	55	45	45	51	47	50	11	34	54	943
PUTTALAI M.V., PULOLY.	25	56	49	50	44	50	45	49	13	38	61	1106
VIGNESWARA COLLEGE, KARAVEDDI.	44	55	54	38	53	51	44	49	13	38	61	1106
VALVAI SIVAGURU V., VALVETTITURAI.	27	54	50	39	43	47	55	48	15	42	72	1272
VATHIRI SACRED HEART COLLEGE, KARAVEDDY.	25	55	56	38	44	51	43	48	15	42	72	1272
THUMPALAI SIVAPIRAGASA M.V., POINT PEDRO.	49	50	47	44	46	43	43	46	17	52	102	1605
POLIKANDY HINDU T.M. SCHOOL, VALVETTITURAI.	23	51	44	39	45	46	46	45	18	60	122	1787
KOTTAVATTAI A.M.T.M. SCHOOL, VALVETTITURAI.	48	52	46	38	39	43	38	43	19	68	144	2173
THONDAIMANARU VEERAGATHIPILLAI M.VIDYALAYA, THONDAIMANARU.	46	48	46	40	38	46	40	43	19	68	144	2173
ALVAI NORTH R.C.T.M. SCHOOL, ALVAI.	26	47	42	35	38	42	44	41	21	81	174	2530
CHITHAMBARA COLLEGE, VALVETTITURAI.	27	42	42	37	42	44	38	41	21	81	174	2530
VELAUTHAM M.V., POINT PEDRO.	23	48	38	36	41	43	34	40	23	93	189	2689

* School Candidates (1st attempt)

School Performance Indices – G.C.E (O/L) Examination – 2017 (New Syllabus)

(Schools with 20 or more candidates)

Province	NORTHERN
District	JAFFNA
Edu. Zone	VADAMARACHCHI

School	No of Candidates*	Performance Indices of Subjects						School Performance Index	Rank of the School			
		Religion	First Language	English	Science	Mathematics	History		Edu. Zone	District	Province	Island
KATCOVALAM METHODIST MISSION TAMIL MIXED SCHOOL, POINT PEDRO.	25	46	42	30	32	37	31	36	24	110	230	3083
THEVARAYALY HINDU COLLEGE, KARAVEDDY.	32	43	43	27	31	34	30	35	25	113	238	3160
GNANASARIAR COLLEGE, KARAVEDDY.	26	42	37	34	29	33	26	34	26	118	247	3237
CHEMPIANPATTU G.T.M. SCHOOL, THALAYADY.	26	37	34	25	25	31	46	33	27	122	254	3287
Total	1304											

* School Candidates (1st attempt)

School Performance Indices – G.C.E (O/L) Examination – 2017 (New Syllabus)

(Schools with 20 or more candidates)

Province	NORTHERN
District	MANNAR
Edu. Zone	MANNAR

School	No of Candidates*	Performance Indices of Subjects						School Performance Index	Rank of the School			
		Religion	First Language	English	Science	Mathematics	History		Edu. Zone	District	Province	Island
SITHY VINAYAGAR HINDU COLLEGE MANNAR.	107	60	55	51	51	56	54	55	1	1	21	441
ST. XAVIER'S GIRLS' COLLEGE, MANNAR.	131	61	62	52	52	53	49	55	1	1	21	441
AL-AZHAR M.V., MANNAR.	37	59	56	52	48	47	57	53	3	3	30	586
PUNITHAVALANAR R.C.T. VIDYALAYA, MANNAR.	26	52	55	44	50	57	51	52	4	4	37	690
ST. ANNE'S M.M.VIDYALAYA, MANNAR.	78	52	57	43	49	54	51	51	5	5	43	809
ST. XAVIER'S BOYS COLLEGE, MANNAR.	140	51	52	49	53	51	49	51	5	5	43	809
TALAIMANNAR PIER G.T.M.S., THALAIMANNAR.	46	56	56	46	51	47	46	50	7	7	54	943
NANATTAN MAHA VIDYALAYA, NANATTAN.	78	55	56	44	44	49	45	49	8	9	61	1106
ARIPPU R.C.T.M.S., ARIPPU.	29	48	48	39	50	51	50	48	9	11	72	1272
FATIMA M.M. VIDYALAYA, PESALAI.	105	52	50	42	52	53	41	48	9	11	72	1272
MUSALI NATIONAL SCHOOL, CHILAWATTURAI.	69	58	50	39	48	45	42	47	11	14	88	1436
ST. LUCIA'S M. VIDYALAYA, MANNAR.	25	49	52	42	42	47	46	46	12	15	102	1605
ST. MOTHER THERESA R.C.T.M.SCHOOL, MANNAR.	20	46	54	36	46	45	40	45	13	17	122	1787
PARIHARIKANDAL G.T.M. SCHOOL, MURUNGAN.	33	50	51	36	44	43	47	45	13	17	122	1787
PANDARAVELI M. MAHA VIDYALAYA, CHILAWATHURI.	30	50	48	36	42	47	47	45	13	17	122	1787
MURUNKAN M.V., MURUNGAN.	81	52	55	38	37	45	39	44	16	21	135	1987
UYILANKULAM R.C.T.M.S., UYILANKULAM.	29	51	49	36	37	44	42	43	17	22	144	2173
GOWRI AMBAI G.T.M.S., MANNAR.	23	58	41	34	40	40	39	42	18	23	160	2346
THODDAVELY G.T.M. SCHOOL, EKUKKALAMPIDY.	22	45	54	39	35	41	39	42	18	23	160	2346
ERUKKALAMPIDY MAHALIR M.VIDYALAYA, ERUKKALAMPIDY.	20	49	51	31	33	37	34	39	20	26	204	2808
VEPPANKULAM G.M.M.S. VEPPANKULAM.	23	44	40	33	30	45	32	37	21	27	218	2995
Total	1152											

* School Candidates (1st attempt)

School Performance Indices – G.C.E (O/L) Examination – 2017 (New Syllabus)

(Schools with 20 or more candidates)

Province	NORTHERN
District	MANNAR
Edu. Zone	MADHU

School	No of Candidates*	Performance Indices of Subjects						School Performance Index	Rank of the School			
		Religion	First Language	English	Science	Mathematics	History		Edu. Zone	District	Province	Island
VADDAKANDAL G.T.M.S., VADDAKANDAL.	30	56	54	43	50	52	45	50	1	7	54	943
ANNDANKULAM R.C.T.M.S., MANNAR.	35	57	53	43	48	50	41	49	2	9	61	1106
THADCHANA MARUTHA MADHU MAHA VID., MADHU.	21	56	49	43	50	50	41	48	3	11	72	1272
ADAMPAN M.M.V., ADAMPAN.	60	54	52	36	38	51	42	46	4	15	102	1605
KAKKAYANKULAM M.M.V., VAVUNIYA.	21	49	50	35	47	41	46	45	5	17	122	1787
ILLUPPAIKADAVAI G.T.M. SCHOOL, ILLUPPAIKADAVAI.	25	48	42	34	38	44	33	40	6	25	189	2689
THEVANPITTY R.C.T.M.S., VELLANKULAM.	29	42	41	23	29	36	28	33	7	28	254	3287
VELLANKULAM G.T.M.S. VELLANKULAM,	25	34	34	22	27	29	24	28	8	29	270	3402
Total	246											

* School Candidates (1st attempt)

School Performance Indices – G.C.E (O/L) Examination – 2017 (New Syllabus)

(Schools with 20 or more candidates)

Province	NORTHERN
District	VAVUNIYA
Edu. Zone	VAVUNIYA SOUTH

School	No of Candidates*	Performance Indices of Subjects						School Performance Index	Rank of the School			
		Religion	First Language	English	Science	Mathematics	History		Edu. Zone	District	Province	Island
RAMBAIKULAM G.M.V., VAVUNIYA.	167	70	73	64	63	64	61	66	1	1	6	109
SAIVAPRAGASA LADIES' COLLEGE, VAVUNIYA.	133	64	64	54	56	57	54	58	2	2	12	298
VAVUNIYA TAMIL M.M.V., VAVUNIYA.	242	59	60	58	55	58	56	58	2	2	12	298
VAVUNIYA MUSLIM M.V., VAVUNIYA.	61	62	56	52	59	54	55	56	4	4	17	383
VIPULANANTHA VIDYALAYA, VAVUNIYA.	166	60	56	50	56	55	50	55	5	5	21	441
MADUKANDA M.V., VAVUNIYA.	47	46	50	52	56	51	49	51	6	6	43	809
PARAKUM MAHA VIDYALAYA, VAVUNIYA.	56	44	50	47	59	53	45	50	7	7	54	943
GANESAPURAM VINAYAGAR VIDYALAYA, VAVUNIYA.	29	53	51	47	45	48	49	49	8	8	61	1106
PERIYAKOMARASANKULAM M.VIDYALAYA, VAVUNIYA.	50	50	61	44	46	46	43	48	9	10	72	1272
VEERAPURAM MANIVASAGAR M.V., VAVUNIYA.	29	52	53	44	46	48	46	48	9	10	72	1272
AGRABODHI MAHA VIDYALAYA, VAVUNIYA.	32	41	44	54	50	48	45	47	11	14	88	1436
PAVATKULAM GANESWARA MAHA VIDYALAYA, VARIKUDDIYOOR.	20	53	52	38	45	47	46	47	11	14	88	1436
AL HAMIYA MUSLIM M.V., NERIYAKULAM.	35	51	47	43	42	46	44	46	13	16	102	1605
CHEDDIKULAM MAHA VIDYALAYA, CHEDDIKULAM.	84	52	51	36	44	46	47	46	13	16	102	1605
SIRISUMANA MAHA VIDYALAYA, VAVUNIYA.	34	45	44	47	51	45	43	46	13	16	102	1605
NELUKKULAM KALAIMAGAL M.V., VAVUNIYA.	149	51	50	42	40	44	42	45	16	20	122	1787
VAVUNIYA C.C.T.M.S., VAVUNIYA.	56	46	46	39	45	45	46	45	16	20	122	1787
POONTHODDAM M.VIDYALAYA, VAVUNIYA.	48	49	49	36	41	44	40	43	18	23	144	2173
PIRAMANDU VIDYALAYA, VAVUNIYA.	20	43	52	38	42	47	35	43	18	23	144	2173
KOOMANKULAM SITHY VINAYAKAR VIDYALAYA, VAVUNIYA.	31	52	49	36	40	37	39	42	20	26	160	2346
THARULULOOM MUSLIM V., NERIYAKULAM.	22	51	47	32	39	41	41	42	20	26	160	2346
SRINAGARAJA VIDYALAYA, VAVUNIYA.	34	49	53	34	38	40	40	42	20	26	160	2346
MOONRUMURIPPU G.T.M. VIDYALAYA, VAVUNIYA.	27	45	44	40	40	38	40	41	23	30	174	2530
AL - AKSHA M. VIDYALAYA, POOVARASANKULAM.	20	46	43	33	40	38	43	41	23	30	174	2530

* School Candidates (1st attempt)

School Performance Indices – G.C.E (O/L) Examination – 2017 (New Syllabus)

(Schools with 20 or more candidates)

Province	NORTHERN
District	VAVUNIYA
Edu. Zone	VAVUNIYA SOUTH

School	No of Candidates*	Performance Indices of Subjects						School Performance Index	Rank of the School			
		Religion	First Language	English	Science	Mathematics	History		Edu. Zone	District	Province	Island
KANTHAPURAM VANI V., VAVUNIYA.	38	47	45	34	36	39	41	40	25	32	189	2689
VAVUNIYA HINDU COLLEGE, VAVUNIYA.	61	44	44	35	36	41	41	40	25	32	189	2689
POOVARASANKULAM M.V., VAVUNIYA.	35	49	42	38	37	41	31	40	25	32	189	2689
THALIKULAM G.T.M.SCHOOL VAVUNIYA.	24	50	46	30	45	39	32	40	25	32	189	2689
THIRUGNANA SAMPANTHAR VIDYALAYA , VAVUNIYA.	42	42	48	32	35	39	35	39	29	36	204	2808
MADUKANDA SRI DHARMARATHNA VIDYAYATHANA PIRIVENA, VAVUNIYA .	37	35	37	40	34	31	40	36	30	40	230	3083
AL-IQBAL MAHA VIDYALAYA VAVUNIYA.	32	41	39	33	30	32	35	35	31	41	238	3160
ARUVITHHODAM SIVANANTHA VIDYALAYA, CHEDDIKULAM.	40	48	44	24	33	29	26	34	32	42	247	3237
BOGASWEWA VIDYALAYA, VIA PADAVIYA.	25	34	27	28	35	32	28	31	33	43	266	3356
Total	1926											

* School Candidates (1st attempt)

School Performance Indices – G.C.E (O/L) Examination – 2017 (New Syllabus)

(Schools with 20 or more candidates)

Province	NORTHERN
District	VAVUNIYA
Edu. Zone	VAVUNIYA NORTH

School	No of Candidates*	Performance Indices of Subjects						School Performance Index	Rank of the School			
		Religion	First Language	English	Science	Mathematics	History		Edu. Zone	District	Province	Island
KANAGARAYANKULAM M.V., VAVUNIYA.	53	54	49	43	45	49	52	49	1	8	61	1106
PUTHUKULAM M.VIDYALAYA, VAVUNIYA.	73	50	54	44	46	50	41	48	2	10	72	1272
THARANIKKULAM GANESH VIDYALAYAM, VAVUNIYA.	53	47	46	55	49	47	44	48	2	10	72	1272
OMANTHAI CENTRAL COLLEGE, OMANTHAI.	52	53	49	38	46	44	44	46	4	16	102	1605
SUNTHARAPURAM SARASWATHY VIDYALAYA, VAVUNIYA,	25	48	49	49	34	42	42	44	5	22	135	1987
PULIYANKULAM HINDU COLLEGE, PULIYANKULAM.	37	50	49	31	37	46	43	43	6	23	144	2173
NEDUNKERNY OLUMADU G.T.M.S., NEDUNKERNY.	28	52	51	29	36	43	38	42	7	26	160	2346
MATHAR PANIKKAR MAHILANKULAM J.S.VIDYALAYA, OMANTHAI.	21	42	43	22	50	33	40	38	8	37	212	2903
NEDUNKERNY MAHA VIDYALAYA, NEDUNKERNY.	54	48	40	32	33	42	34	38	8	37	212	2903
KALMADU M.V., IRANAILUPPAIKKULAM.	23	47	41	33	36	31	36	37	10	39	218	2995
Total	419											

* School Candidates (1st attempt)

School Performance Indices – G.C.E (O/L) Examination – 2017 (New Syllabus)

(Schools with 20 or more candidates)

Province | NORTHERN
District | MULLAITIVU
Edu. Zone | MULLAITIVU

School	No of Candidates*	Performance Indices of Subjects						School Performance Index	Rank of the School			
		Religion	First Language	English	Science	Mathematics	History		Edu. Zone	District	Province	Island
KALAIMAGAL V., MULLIYAWALAI.	68	60	59	44	54	58	49	54	1	1	26	503
KUMULAMUNAI M.V., MULLIYAWALAI.	32	63	60	41	56	50	50	53	2	2	30	586
IRANAIPPALAI R.C.M.VID., PUTHUKUDIYIRUPPU.	23	47	60	42	54	50	56	52	3	3	37	690
CHEMMALAI MAHA VIDYALAYA, ALAMPIL.	23	59	60	33	58	56	40	51	4	4	43	809
PUTHUKUDIYIRUPPU CENTRAL COLLEGE, PUTHUKUDIYIRUPPU.	177	56	53	41	44	48	46	48	5	6	72	1272
VIDYANANDA COLLEGE, MULLIYAWALAI.	106	52	52	41	45	45	45	47	6	7	88	1436
VISVAMADU M.V., MULLAITIVU.	70	50	54	43	46	43	46	47	6	7	88	1436
VATTAPPALAI M.VIDYALAYA, MULLIYAWALAI.	44	51	58	35	49	43	47	47	6	7	88	1436
THANNEROOTTU H.B.T.M.S., MULLIYAWALAI.	50	53	53	39	45	43	44	46	9	10	102	1605
MULLAITIVU M.V., MULLAITIVU.	88	49	58	40	41	46	43	46	9	10	102	1605
UDAIYARAKADDU M.V., UDIYARAKADDU.	80	47	56	36	41	46	42	45	11	13	122	1787
ALAMPIL R.C.M.V., MULLAITIVU.,	31	51	59	34	39	44	36	44	12	15	135	1987
CHILAWATTHAI T.V., MULLAITIVU.	26	45	53	33	39	45	42	43	13	18	144	2173
SUTHANTHIRAPURAM T.M.V., UDANARKADDM.	28	53	53	29	39	36	41	42	14	20	160	2346
VALLIPUNAM MAHA VIDYALAYA, PUTHUKUDIYIRUPPU.	55	51	53	31	37	44	38	42	14	20	160	2346
BARATHY MAHA VIDYALAYA, VISWAMADU.	82	47	48	30	35	38	42	40	16	23	189	2689
SAMPATHNUWARA NATIONAL SCHOOL, ETHAWETUNUWEWA.	29	44	34	35	40	40	37	38	17	26	212	2903
KURAVIL TAMIL VIDYALAYA, UDAIYARAKADDU.	29	46	50	29	28	39	31	37	18	27	218	2995
PUTHUKUDIYIRUPPU R.C. VIDYALAYA, PUTHUKUDIYIRUPPU.	52	42	43	27	29	40	32	36	19	28	230	3083
THANNIROOTRU MUSLIM MAHA VIDYALAYA MULLIYAWALAI.	31	41	40	36	34	30	31	35	20	30	238	3160
Total	1124											

* School Candidates (1st attempt)

School Performance Indices – G.C.E (O/L) Examination – 2017 (New Syllabus)

(Schools with 20 or more candidates)

Province	NORTHERN
District	MULLAITIVU
Edu. Zone	THUNUKKAI

School	No of Candidates*	Performance Indices of Subjects						School Performance Index	Rank of the School			
		Religion	First Language	English	Science	Mathematics	History		Edu. Zone	District	Province	Island
MALLAVI CENTRAL COLLEGE, YOGAPURAM.	56	56	61	39	49	53	49	51	1	4	43	809
MUTHUIYANKADDU RIGHT BANK M. VIDYALAYA ODDUSUDDAN.	24	51	55	33	45	49	40	46	2	10	102	1605
PALINAGAR M.V., VAVUNIKKULAM.	42	51	54	35	44	43	40	45	3	13	122	1787
MUTHAIYANKADDU LEFT BANK G.T.M. SCHOOL, ODDUSUDDAN.	30	58	54	30	36	45	41	44	4	15	135	1987
ODDUSUDDAN MAHA VIDYALAYA, ODDUSUDDAN.	58	48	49	34	42	43	45	44	4	15	135	1987
MANKULAM MAHA VIDYALAYA, MANKULAM.	54	48	50	38	38	39	45	43	6	18	144	2173
YOGAPURAM M.V., YOGAPURAM.	48	45	45	40	44	40	40	42	7	20	160	2346
THANDUVAN G.T.M. SCHOOL, NEDUNKERNY.	24	47	48	31	39	45	30	40	8	23	189	2689
PANDIANKULAM MAHA VIDYALAYA, NADDANKANDAL.	52	49	46	31	38	35	37	39	9	25	204	2808
THIRUMURUKANDY HINDU VIDYALAYAM, MANKULAM.	30	41	46	24	39	34	34	36	10	28	230	3083
PANDARAVANNIYAN M.V., ODDUSUDDAN.	50	41	37	25	29	28	29	32	11	31	259	3318
Total	468											

* School Candidates (1st attempt)

School Performance Indices – G.C.E (O/L) Examination – 2017 (New Syllabus)

(Schools with 20 or more candidates)

Province | NORTHERN
District | KILINOCHCHI
Edu. Zone | KILINOCHCHI

School	No of Candidates*	Performance Indices of Subjects						School Performance Index	Rank of the School			
		Religion	First Language	English	Science	Mathematics	History		Edu. Zone	District	Province	Island
ST. THERESA GIRLS COLLEGE, KILINOCHCHI.	62	61	55	48	53	52	47	53	1	1	30	586
KILINOCHCHI MAHA VIDYALAYA, KILINOCHCHI.	180	57	52	48	52	50	51	52	2	2	37	690
PUNNAINEERAVI G.T.M.S. PARANTHAN.	20	58	57	33	57	56	47	51	3	3	43	809
PALLAI CENTRAL COLLEGE, PALLAI.	100	52	49	41	52	53	49	49	4	4	61	1106
ST. FATHIMA R.C.T.M.S., KILINOCHCHI.	30	48	51	44	50	51	48	49	4	4	61	1106
THIRUVAIARU MAHA VIDYALAYA, KILINOCHCHI.	49	56	53	43	50	49	43	49	4	4	61	1106
KILINOCHCHI MADYA MAHA VIDYALAYA, KILINOCHCHI.	127	51	52	43	49	47	47	48	7	7	72	1272
RAMANATHAPURA WEST G.T.M.S., VADDAKACHCHI.	28	54	55	42	52	39	44	48	7	7	72	1272
MULANKAVIL M.V. MULANKAVIL.	101	50	53	37	43	52	45	47	9	9	88	1436
MURUGANANDA COLLEGE, PARANTHAN.	91	48	54	42	46	47	43	47	9	9	88	1436
PIRAMANTHANARU M.V., PARANTHAN.	56	51	52	38	45	51	42	47	9	9	88	1436
URUTHIRAPURAM M.V., URUTHIRAPURAM.	43	52	51	40	49	45	43	47	9	9	88	1436
SIVANAGAR G.T.M.S., URUTHIRAPURAM.	27	48	52	38	49	44	44	46	13	13	102	1605
VADDAKACHCHI CENTRAL COLLEGE VADDAKACHCHI.	76	52	53	41	45	40	42	46	13	13	102	1605
VIVEKANANTHA VIDYALAYAM, KILINOCHCHI.	52	47	54	37	47	46	46	46	13	13	102	1605
PUTHUMURIPPU VIGNESWARA VIDYALAYAM, URUTHRAPURAM.	38	44	43	33	50	49	42	44	16	16	135	1987
KILINOCHCHI HINDU COLLEGE, KILINOCHCHI.	111	46	49	40	40	41	39	43	17	17	144	2173
POONAKARY CENTRAL COLLEGE POONAKARY.	45	41	49	38	44	48	36	43	17	17	144	2173
THARMAPURAM CENTRAL COLLEGE, PARANTHAN.	112	46	51	31	41	40	35	41	19	19	174	2530
JEYAPURAM M.V., POONAKARY.	23	46	43	28	43	40	40	40	20	20	189	2689
KANAKAPURAM M.V., KILINOCHCHI.	73	45	42	34	41	37	38	40	20	20	189	2689
KANAGAMBIKAIKULAM G.T.M.S., KILINOCHCHI.	39	47	48	33	37	32	36	39	22	22	204	2808
POONAKARY SRI VIKNESWARA VIDYALAYA, POONAKARY	52	48	45	26	36	41	36	39	22	22	204	2808
PALLAI R.C.T.M.S. PALLAI.	23	48	41	27	37	41	33	38	24	24	212	2903

* School Candidates (1st attempt)

School Performance Indices – G.C.E (O/L) Examination – 2017 (New Syllabus)

(Schools with 20 or more candidates)

Province	NORTHERN
District	KILINOCHCHI
Edu. Zone	KILINOCHCHI

School	No of Candidates*	Performance Indices of Subjects						School Performance Index	Rank of the School			
		Religion	First Language	English	Science	Mathematics	History		Edu. Zone	District	Province	Island
BHARATHY V., KILINOCHCHI.	116	41	43	32	37	35	34	37	25	25	218	2995
IYAKKACHCHI G.T.M. SCHOOL, IYAKKACHCHI.	31	41	40	34	37	38	30	37	25	25	218	2995
PARANTHAN HINDU M.V., PARANTHAN.	51	39	49	31	30	38	32	37	25	25	218	2995
KONAVIL MAHA VIDYALAYA KILINOCHCHI.	81	41	38	30	37	42	29	36	28	28	230	3083
SANTHAPURAM KALAIMAGAL , KILINOCHCHI.	47	41	43	33	35	29	36	36	28	28	230	3083
OOTTUPPULAM G.T.M. SCHOOL , KILINOCHCHI.	24	44	41	25	35	32	33	35	30	30	238	3160
RAMANATAPURAM M.V., RAMANATHAPURAM.	85	38	40	32	32	35	32	35	30	30	238	3160
IYANARPURAM G.T.M.SCHOOL VENNERIKULAM.	25	40	39	26	34	36	30	34	32	32	247	3237
MUKKOMBAN G.T.M. SCHOOL, POONAKARY.	37	39	32	24	35	38	33	34	32	32	247	3237
AKKARAYAN M.V., KILINOCHCHI.	114	38	41	26	30	34	29	33	34	34	254	3287
VALAIPPADU R.C.T.M. SCHOOL POONAKARI.	22	33	37	23	37	35	32	33	34	34	254	3287
MASAR G.T.M.S., PALLAI.	27	39	36	28	33	32	26	32	36	36	259	3318
RAMANATHAPURAM EAST G.T.M.S., KILINOCHCHI.	46	37	40	25	31	34	27	32	36	36	259	3318
SIVAPATHA KALAYAGAM G.T.M.S., KILINOCHCHI.	25	38	35	27	28	29	28	31	38	38	266	3356
Total	2289											

* School Candidates (1st attempt)

School Performance Indices - G.C.E. (O/L) Examination – 2017 (New Syllabus)

(Schools with 20 or more candidates)

EASTERN PROVINCE

School Performance Indices – G.C.E (O/L) Examination – 2017 (New Syllabus)

(Schools with 20 or more candidates)

Province | EASTERN
 District | BATTICALOA
 Edu. Zone | BATTICALOA

School	No of Candidates*	Performance Indices of Subjects						School Performance Index	Rank of the School			
		Religion	First Language	English	Science	Mathematics	History		Edu. Zone	District	Province	Island
VINCENT GIRL'S HIGH SCHOOL, BATTICALOA.	157	71	78	72	70	71	65	71	1	1	1	46
ST. CECILIA'S GIRLS COLLEGE(NATIONAL SCHOOL) BATTICALOA.	149	64	68	66	65	64	59	64	2	3	6	145
ST. MICHAEL'S COLLEGE (NATIONAL SCHOOL) BATTICALOA.	209	55	59	64	65	59	59	60	3	7	19	239
METHODIST CENTRAL COLLEGE, BATTICALOA.	119	52	57	61	58	59	55	57	4	11	37	348
SIVANANDA VIDYALAYA, BATTICALOA.	152	55	54	50	56	55	53	54	5	17	58	503
VIVEKANANDA LADIES COLLEGE, BATTICALOA.	149	58	56	48	51	50	47	52	6	21	72	690
IYANKENY TAMIL VIDYALAYA. CHENKALADY.	20	55	62	45	48	44	51	51	7	22	84	809
KUDIYIRUPPU KALAIMAGAL M.VIDYALAYA, ERAVUR 1.	39	51	47	49	55	58	43	51	7	22	84	809
MAHAJANA COLLEGE, BATTICALOA.	128	53	59	49	46	49	46	50	9	34	102	943
THALAWAI WIGNESWARA VIDYALAYA, CHENKALADY.	21	61	51	44	45	50	45	49	10	37	118	1106
URANI SARASWATHIE VIDYALAYA, BATTICALOA.	38	52	52	49	43	49	45	48	11	42	140	1272
PUTHUKUDIYIRUPPU KANNAKI M. VIDYALAYA, ARAYAMPATHY.	79	57	56	33	48	46	40	47	12	46	150	1436
ARAIYAMPATHY R.K.M. MAHA VIDYALAYA, ARAIYAMPATHY.	50	52	61	39	43	41	37	46	13	54	172	1605
KALLADY MUGATHTHUVARAM VIPULANANDA VIDYALAYA, BATTICALOA.	44	48	46	43	45	43	40	44	14	62	209	1987
AMIRTHAKALY SRI SITHY VINAYAGAR MAHA VIDYALAYA, BATTICALOA.	28	46	51	43	35	44	38	43	15	68	231	2173
ST. THERESA'S G. VIDYALAYA, BATTICALOA.	22	51	53	40	35	37	40	43	15	68	231	2173
ARAYAMPATHY MAHA VIDYALAYA, ARAYAMPATHY.	52	41	47	35	48	41	39	42	17	75	247	2346
KIRANKULAM VINAYAGAR M.V., KIRANKULAM.	52	45	46	31	51	45	33	42	17	75	247	2346
MYLAMBAVELY SRI VIGNESWARA VIDYALAYA, THANNAMUNAI.	26	45	48	34	44	40	38	42	17	75	247	2346
THALANKUDAH SRI VINAYAGAR VIDYALAYA, ARAYAMPATHY.	30	44	48	47	32	36	44	42	17	75	247	2346
ST. JOSEPH'S COLLEGE, BATTICALOA.	42	44	50	38	38	44	39	42	17	75	247	2346
HINDU COLLEGE, BATTICALOA.	87	42	45	42	40	41	38	41	22	83	268	2530
PUTTHUR VIGNESWARA VIDYALAYA, BATTICALOA.	48	43	47	40	40	38	40	41	22	83	268	2530
ERAVUR TAMIL M.V., CHENKALADY.	25	38	45	38	35	38	35	38	24	95	298	2903

* School Candidates (1st attempt)

School Performance Indices – G.C.E (O/L) Examination – 2017 (New Syllabus)

(Schools with 20 or more candidates)

Province	EASTERN
District	BATTICALOA
Edu. Zone	BATTICALOA

School	No of Candidates*	Performance Indices of Subjects						School Performance Index	Rank of the School			
		Religion	First Language	English	Science	Mathematics	History		Edu. Zone	District	Province	Island
VIPULANANDA COLLEGE , KARUVEPPANKERNI.	50	38	38	39	32	36	37	37	25	100	307	2995
ERAVUR VIPULANANDHA V., CHENKALADY.	30	37	41	29	33	35	31	34	26	111	335	3237
NAVALADY NAMAKAL VIDYALAYA, BATTICALOA.	22	36	31	29	28	32	25	30	27	116	354	3378
Total	1868											

* School Candidates (1st attempt)

School Performance Indices – G.C.E (O/L) Examination – 2017 (New Syllabus)

(Schools with 20 or more candidates)

Province	EASTERN
District	BATTICALOA
Edu. Zone	KALKUDAH

School	No of Candidates*	Performance Indices of Subjects						School Performance Index	Rank of the School			
		Religion	First Language	English	Science	Mathematics	History		Edu. Zone	District	Province	Island
VALAICHCHENAI HINDU COLLEGE VALAICHCHENAI.	140	50	55	53	54	51	43	51	1	22	84	809
CHENKALADY VIVEKANANDA VIDYALAYA CHENKALADY.	31	50	52	51	50	48	49	50	2	34	102	943
CHENKALADY CENTRAL COLLEGE, CHENKALADY.	152	49	52	41	48	46	44	47	3	46	150	1436
KATHIRAVELI VIGNESWARA VIDYALAYA, KATHIRAVELI.	45	53	45	38	45	44	36	44	4	62	209	1987
PALCHENAI G.T.M.S. , KATHIRAVALEY.	21	47	47	36	46	44	37	43	5	68	231	2173
PETHALAI VIPULANANTHA COLLEGE VALAICHCHENAI.	71	45	47	45	43	40	35	43	5	68	231	2173
KALKUDAH NAMAGAL VIDYALAYA KALKUDAH.	33	38	40	51	42	43	33	41	7	83	268	2530
VANTHARUMOLAI VISHNU MAHA VIDYALAYA VANTHARUMOLAI.	117	43	45	33	42	41	37	40	8	89	282	2689
KALUWANKERNY VIVEKANANDA VIDYALAYA, KALUWANKERNY.	44	43	41	36	43	37	35	39	9	92	289	2808
KINNAIYADI SARASWATHI VIDYALAYA, VALAICHCHENAI.	39	42	48	31	36	43	31	39	9	92	289	2808
VANTHARUMOLAI M.M.V., SITTANDY.	208	46	43	33	37	37	35	39	9	92	289	2808
MURAKKOTTANCHENAI R.K.M. VIDYALAYA, MURAKKOTTANCHENAI.	63	40	46	34	36	34	35	38	12	95	298	2903
PUTHUKUDIYIRUPPU VANI VIDYALAYA, VALAICHCHENAI.	29	42	43	33	40	36	34	38	12	95	298	2903
VAKARAI M.V., VAKARAI.	46	40	41	41	35	35	30	37	14	100	307	2995
KIRAN CENTRAL COLLEGE KIRAN.	95	42	45	33	34	32	33	37	14	100	307	2995
KARUVAKERNY VIGNESHWARA V., VALAICHCHENAI.	53	39	40	35	33	38	29	36	16	105	317	3083
SANTHIVELY SITHY VINAYAGAR V., MURAKKOTTANCHENAI.	107	39	38	29	31	31	32	33	17	113	343	3287
Total	1294											

* School Candidates (1st attempt)

School Performance Indices – G.C.E (O/L) Examination – 2017 (New Syllabus)

(Schools with 20 or more candidates)

Province | EASTERN
District | BATTICALOA
Edu. Zone | PADDIRIPPU

School	No of Candidates*	Performance Indices of Subjects						School Performance Index	Rank of the School			
		Religion	First Language	English	Science	Mathematics	History		Edu. Zone	District	Province	Island
PERIYAKALLAR CENTRAL COLLEGE KALLAR.E.P.	49	64	60	56	64	55	65	61	1	5	15	208
KALAIVANI MAHA VIDYALAYA, KURUKKALMADAM.	32	65	50	50	57	56	53	55	2	12	49	441
MANDUR -13 VIGNESWARA VIDYALAYA, MANDUR.	37	58	55	44	56	59	57	55	2	12	49	441
PADDIRUPPU M.M.V., KALUWANCHIKUDY.	178	60	57	48	59	51	54	55	2	12	49	441
KURUMANVELY SIVASAKTHY M.V., KALUWANCHIKUDY.	52	53	50	44	55	47	54	51	5	22	84	809
MANDUR SRI RAMA KRISHNA VIDYALAYA, MANDUR.	22	58	49	45	58	44	53	51	5	22	84	809
PALAMUNAI G.T.M.S. MANDUR.	21	54	50	40	59	50	51	51	5	22	84	809
THUMBANKERNY KANNAKI VIDYALAYA THIKKODAI.	36	59	51	46	48	53	51	51	5	22	84	809
THURAINNEELAVANAI MAHA VIDYALAYA THURAINNEELAVANAI.	74	51	46	45	54	54	49	50	9	34	102	943
CHEDDIPALAYAM MAHA VIDYALAYA, CHEDDIPALAYAM.	75	56	44	46	48	55	46	49	10	37	118	1106
KODDAIKALLAR MAHA VIDYALAYA KODDAIKALLAR.	76	50	50	43	55	52	46	49	10	37	118	1106
PALUGAMAM KANDUMANY MAHA VIDYALAYA, THIRUPPALUGAMAM.	79	55	49	40	50	49	48	49	10	37	118	1106
THETTATIVU M.V., KALUWANCHIKUDY.	49	48	48	46	47	47	50	48	13	42	140	1272
ERUVIL KANNAKI M.VIDYALAYA, KALUWANCHIKUDY.	62	50	42	37	54	51	45	47	14	46	150	1436
MUNAITIVU SAKTHY MAHA VIDYALAYA, PERIYAPORATIVU.E.P.	37	48	41	44	47	51	53	47	14	46	150	1436
KALUTHAVALAI MAHA VIDYALAYA, KALUTHAVALAI.	125	48	44	43	43	50	48	46	16	54	172	1605
MANDUR- 14 SHAKTHI MAHA VIDYALAYA MANDUR.	36	43	47	40	52	43	53	46	16	54	172	1605
KALMUNTHAVELY G.T.M.S. SCHOOL, AMPILANTHURAI.	31	45	41	42	43	54	48	46	16	54	172	1605
MANDUR 37 NAVAKIRI VIDYALAYA, BAKKIELLA.	22	51	49	43	38	41	44	44	19	62	209	1987
KANNAKIPURAM VINAYAGAR VIDYALAYA, KALUWANCHIKUDY.	22	45	43	39	47	47	43	44	19	62	209	1987
ONTHACHCHIMADAM SRI VINAYAGAR MAHA VIDYALAYA, KALUVANCHIKUDI	37	46	48	39	36	43	47	43	21	68	231	2173
THIKKODAI GANESHA MAHA VIDYALAYA, PERIYA PORATIVU.	36	50	39	39	42	44	43	43	21	68	231	2173
MAHILOOR SARASWATHY MAHA VIDYALAYA, KALUWANCHIKUDY.	45	42	42	40	42	36	43	41	23	83	268	2530
VAMMIYADIYOOTU VANI VIDYALAYA THIKKODAI.	30	44	41	30	39	41	45	40	24	89	282	2689

* School Candidates (1st attempt)

School Performance Indices – G.C.E (O/L) Examination – 2017 (New Syllabus)

(Schools with 20 or more candidates)

Province	EASTERN
District	BATTICALOA
Edu. Zone	PADDIRIPPU

School	No of Candidates*	Performance Indices of Subjects						School Performance Index	Rank of the School			
		Religion	First Language	English	Science	Mathematics	History		Edu. Zone	District	Province	Island
UTHAYAPURAM TAMIL VIDYALAYA, KALLAR.	24	45	45	40	37	41	33	40	24	89	282	2689
MANKADU SARASWATHY MAHA VIDYALAYA, CHEDDIPALAYAM.	30	48	39	33	34	36	38	38	26	95	298	2903
KOVILPORATIVU VIVEKANANDA M. V., PERIYAPORATIVU E.P.	48	44	38	24	43	35	40	37	27	100	307	2995
KAKKACHIWADDAI VISHNU V., MANDUR.	52	38	34	35	37	32	38	36	28	105	317	3083
MANDUR MAHA VIDYALAYA, MANDUR.	21	46	31	39	34	39	27	36	28	105	317	3083
KALUWANCHIKUDY SARASWATHY VIDYALAYA KALUWANCHIKUDY.	30	38	38	28	35	32	39	35	30	108	329	3160
VELLAVELY KALAIMAGAL M. VIDYALAYA, VELLAVELY.	37	41	42	36	26	32	35	35	30	108	329	3160
Total	1505											

* School Candidates (1st attempt)

School Performance Indices – G.C.E (O/L) Examination – 2017 (New Syllabus)

(Schools with 20 or more candidates)

Province	EASTERN
District	BATTICALOA
Edu. Zone	BATTICALOA CENTRAL

School	No of Candidates*	Performance Indices of Subjects						School Performance Index	Rank of the School			
		Religion	First Language	English	Science	Mathematics	History		Edu. Zone	District	Province	Island
MEERA BALIKA MAHA VIDYALAYA, KATTANKUDY.	132	75	78	68	65	62	63	69	1	2	2	67
ERAVUR AL-MUNEERA BALIKA M.V., ERAVUR.	29	71	67	59	61	62	60	63	2	4	9	168
ZAVIYA MAHALIR VIDYALAYA KATTANKUDY.	46	66	63	59	55	61	59	61	3	5	15	208
MILLETH MAHALIR M.V., KATTANKUDY.	80	68	63	59	62	54	56	60	4	7	19	239
AL-HIRA M.VIDYALAYA, KATTANKUDY-05.	84	60	64	56	60	53	54	58	5	9	26	298
ARAFU VIDYALAYA ERAVUR.	70	59	60	56	61	58	56	58	5	9	26	298
BC/AL-AZHAR GIRLS HIGH SCHOOL, ERAVUR.	73	58	53	54	58	56	52	55	7	12	49	441
AYISHA MAHALIR MAHA VIDYALAYA VALAICHCHENAI.	42	59	59	56	53	52	49	55	7	12	49	441
ODDAMAVADI CENTRAL COLLEGE, ODDAMAVADI.	139	54	56	54	57	53	50	54	9	17	58	503
ODDAMAVADY FATHIMA BALIKA MAHA VIDYALAYA, ODDAMAVADY.	155	55	61	55	55	52	46	54	9	17	58	503
MEERAVODAI AL-HIDHAYA M.VIDYALAYA MEERAVODAI.	95	51	55	52	56	54	48	53	11	20	69	586
AL-AMEEN M.VIDYALAYA, KATTANKUDY.	108	58	66	51	47	45	39	51	12	22	84	809
BATHURIYA VIDYALAYA KATTANKUDY.	61	60	54	51	49	45	44	51	12	22	84	809
BRAINTHURAICHENAI AZHAR VIDYALAYA, VALAICHCHENAI.	39	54	58	49	51	46	46	51	12	22	84	809
AN NOOR MAHA VIDYALAYA, (NATIONAL SCHOOL) VALAICHCHENAI	83	54	52	50	52	48	47	51	12	22	84	809
ALIGHAR CENTRAL COLLEGE, ERAVUR.	183	53	50	42	50	49	47	49	16	37	118	1106
BC/KANKEYANODAI AL-AQSHA M.VIDYALAYA, ARAIYAMPATHY.	45	54	58	40	46	43	46	48	17	42	140	1272
SEMMANODAI AL-HAMRA VIDYALAYA. VALAICHCHENAI.	56	51	51	52	43	41	43	47	18	46	150	1436
KATANKUDI CENTRAL COLLEGE, KATTANKUDI.	231	54	49	49	45	44	43	47	18	46	150	1436
ERAVUR RAHUMANIYA M.VIDYALAYA, ERAVUR.	86	49	43	42	46	45	45	45	20	59	191	1787
MACAN MARKER MAHA VIDYALAYA, ERAVUR.	82	53	49	39	45	44	41	45	20	59	191	1787
PALAMUNAI ASHRAFF VIDYALAYA ARAIYAMPATHY.	29	47	53	41	38	47	37	44	22	62	209	1987
KAWATHAMUNAI AL AMEEN VIDYALAYA, VAHANERI.	32	47	47	46	42	37	33	42	23	75	247	2346
BC/PALAMUNAI ALIGHAR M.V., ARAIYAMPATHY.	20	43	48	41	38	41	38	42	23	75	247	2346

* School Candidates (1st attempt)

School Performance Indices – G.C.E (O/L) Examination – 2017 (New Syllabus)

(Schools with 20 or more candidates)

Province	EASTERN
District	BATTICALOA
Edu. Zone	BATTICALOA CENTRAL

School	No of Candidates*	Performance Indices of Subjects						School Performance Index	Rank of the School			
		Religion	First Language	English	Science	Mathematics	History		Edu. Zone	District	Province	Island
BRAINTHURACHENAI SATHULIYA VIDYALAYA. VALAICHENAI.	46	35	40	36	35	34	32	35	25	108	329	3160
AN-NASSAR VIDYALAYA, KATTANKUDY 1.	51	31	33	33	28	30	29	31	26	114	349	3356
RITHITHENNA IQRAH VIDYALAYA PUNANAI	28	34	39	33	24	34	22	31	26	114	349	3356
Total	2125											

* School Candidates (1st attempt)

School Performance Indices – G.C.E (O/L) Examination – 2017 (New Syllabus)

(Schools with 20 or more candidates)

Province	EASTERN
District	BATTICALOA
Edu. Zone	BATTICALOA WEST

School	No of Candidates*	Performance Indices of Subjects						School Performance Index	Rank of the School			
		Religion	First Language	English	Science	Mathematics	History		Edu. Zone	District	Province	Island
MUTHALAIKKUDAH M.V., KOKKADDICHOLAI.	51	55	51	50	53	55	42	51	1	22	84	809
MUNAIKKADU VIVEKANDA VIDYALAYA, KOKKADDICHOLAI.	66	52	60	38	50	48	40	48	2	42	140	1272
ARASADITHEEVU VIGNESWARA M.VIDYALAYA, KOKKADDICHOLAI.	59	51	48	44	46	48	45	47	3	46	150	1436
MAHILADITIVU SARASWATHY MAHA VIDYALAYA, KOKKATTICHOLAI.	52	52	47	37	50	49	47	47	3	46	150	1436
PAVATKODICHENAI VINAYAGAR VIDYALAYA, UNNICHAI.	23	53	56	30	39	50	46	46	5	54	172	1605
KANNANKUDAH MAHA VIDYALAYA, KANNANKUDAH.	76	55	49	33	41	51	39	45	6	59	191	1787
PANKUDAVELI R.C.T.M. SCHOOL PANKUDAVELI.	22	46	48	49	36	46	40	44	7	62	209	1987
KARADIYANARU M. V., KARADIYANARU.	57	45	46	42	42	44	38	43	8	68	231	2173
AMPILANTHURAI KALAIMAGAL M.VIDYALAYA, KOKKADDICHOLAI.	43	50	40	31	45	44	42	42	9	75	247	2346
KOKKADDICHOLAI R.K.M.V., KOKKADDICHOLAI.	54	50	51	34	35	43	33	41	10	83	268	2530
MAHILAVADAVAN MAHA VIDYALAYA, BATTICALOA.	53	43	44	35	38	47	41	41	10	83	268	2530
KOTTIYAPOLAI KALAIVANI VIDYALAYA KANNANKUDAH.	28	49	40	35	35	38	29	38	12	95	298	2903
NAVATKADU NAMAGAL VIDYALAYA, BATTICALOA.	100	42	41	31	37	40	33	37	13	100	307	2995
ILUPPADICHCHENAI AMBAL VIDYALAYA, PANKUDAVELI.	28	40	33	33	33	40	26	34	14	111	335	3237
Total	712											

* School Candidates (1st attempt)

School Performance Indices – G.C.E (O/L) Examination – 2017 (New Syllabus)

(Schools with 20 or more candidates)

Province | EASTERN
District | AMPARA
Edu. Zone | AMPARA

School	No of Candidates*	Performance Indices of Subjects						School Performance Index	Rank of the School			
		Religion	First Language	English	Science	Mathematics	History		Edu. Zone	District	Province	Island
D.S. SENANAYAKA M.M.V., AMPARA.	268	67	68	62	66	66	68	66	1	1	4	109
BANDARANAYAKA BALIKA MAHA VIDYALAYA, AMPARA.	129	60	67	59	62	60	63	62	2	6	11	183
GAMINI MAHA VIDYALAYA, AMPARA.	101	54	53	56	55	58	54	55	3	24	49	441
RUHUNUGAMA VIDYALAYA, DADAYAMTHALAWA.	25	54	42	50	53	51	54	51	4	42	84	809
KAWANTISSA MAHA VIDYALAYA, AMPARA.	129	44	48	51	53	50	51	50	5	45	102	943
MADAWALALANDA MAHA VIDYALAYA, MADAWALALANDA.	77	46	55	40	52	53	51	50	5	45	102	943
WALAGAMPURA V., WERANKETAGODA.	25	51	48	42	54	49	54	50	5	45	102	943
MANTHOTTAMA MAHA VIDYALAYA, MAHANAGAPURA.	74	42	46	47	58	53	50	49	8	54	118	1106
WERANKETAGODA MAHA VIDYALAYA, KOHOMBANA.	105	48	42	43	57	56	46	49	8	54	118	1106
SADDATISSA MAHA VIDYALAYA, AMPARA.	146	48	48	45	49	47	50	48	10	66	140	1272
GALAHITIYAGODA MAHA VIDYALAYA, UHANA.	46	47	43	38	59	50	45	47	11	69	150	1436
RAJAGALATENNA MAHA VIDYALAYA, RAJAGALATENNA.	59	47	47	43	52	42	50	47	11	69	150	1436
VIDYALOKA VIDYALAYA, VERANKETAGODA.	30	44	39	43	50	50	41	45	13	85	191	1787
KOKNAHARA MAHA VIDYALAYA, KETHSIRIGAMA.	59	46	45	38	49	49	44	45	13	85	191	1787
MALWATTA TISSAPURA MAHA VIDYALAYA DADAYAMTHALAWA.	54	44	43	43	45	49	43	45	13	85	191	1787
POLWATTA M.V., AMPARA.	115	46	43	39	47	46	46	45	13	85	191	1787
UKSIRIPURA VIDYALAYA, HINGURANA.	39	42	42	42	47	46	51	45	13	85	191	1787
UHANA MAHA V., UHANA.	102	42	43	49	44	43	46	45	13	85	191	1787
DAMANA MAHA VIDYALAYA, AMPARA.	21	44	50	38	47	44	43	44	19	95	209	1987
HIMIDURAWA VIDYALAYA, UHANA.	34	46	46	42	40	43	46	44	19	95	209	1987
NAMALTALAWA MAHA VIDYALAYA, AMPARA.	55	42	47	42	47	49	39	44	19	95	209	1987
KIULEGAMA MAHA VIDYALAYA, AMPARA.	26	35	34	33	56	50	47	43	22	104	231	2173
PANAMA M.V., AMPARA.	61	42	41	33	50	42	47	43	22	104	231	2173
SENAGAMA MAHA VIDYALAYA, WERANKETAGODA.	30	46	42	43	36	43	45	43	22	104	231	2173

* School Candidates (1st attempt)

School Performance Indices – G.C.E (O/L) Examination – 2017 (New Syllabus)

(Schools with 20 or more candidates)

Province | EASTERN
District | AMPARA
Edu. Zone | AMPARA

School	No of Candidates*	Performance Indices of Subjects						School Performance Index	Rank of the School			
		Religion	First Language	English	Science	Mathematics	History		Edu. Zone	District	Province	Island
NUGELANDA VIDYALAYA, RAJAGALATENNA.	24	45	44	35	41	39	48	42	25	109	247	2346
AMBAGAHAWELLA MAHA VIDYALAYA, PARAGAHAKELE.	30	39	38	41	39	38	42	40	26	118	282	2689
KOTAWEHERA VIDYALAYA, PARAGAHAKELE.	24	33	38	39	42	47	39	40	26	118	282	2689
WELUSUMANA VIDYALAYA. AMPARA.	25	35	42	35	46	45	35	40	26	118	282	2689
LAHUGALA M.V., VIA MONARAGALA.	33	41	37	39	37	37	40	39	29	121	289	2808
HEGODA SRI INDRASARA VIDYALAYA, AMPARA.	50	35	40	40	37	39	36	38	30	124	298	2903
PARAGAHAKELE MAHA VIDYALAYA, PARAGAHAKELE.	39	34	37	34	39	40	36	37	31	125	307	2995
MANGALARAMA M.V., VIA AMPARA.	38	35	37	35	40	34	36	36	32	129	317	3083
MORAGAHAPALLAMA VIDYALAYA, AMPARA.	26	33	34	32	44	37	34	36	32	129	317	3083
DEEGAVAPI SINHALA VIDYALAYA, DEEGAVAPI.	22	40	33	30	34	31	38	34	34	133	335	3237
HINGURANA MAHA VIDYALAYA, HINGURANA.	31	30	34	30	35	34	34	33	35	135	343	3287
BANDARADUWA VIDYALAYA, GONAGOLLA.	22	33	34	29	30	35	33	32	36	136	348	3318
HULANNUGE VIDYALAYA, HULANNUGE.	30	32	29	35	31	29	30	31	37	137	349	3356
UHANA TISSAPURA VIDYALAYA, UHANA.	24	31	31	34	27	32	33	31	37	137	349	3356
Total	2228											

* School Candidates (1st attempt)

School Performance Indices – G.C.E (O/L) Examination – 2017 (New Syllabus)

(Schools with 20 or more candidates)

Province | EASTERN
District | AMPARA
Edu. Zone | KALMUNAI

School	No of Candidates*	Performance Indices of Subjects						School Performance Index	Rank of the School			
		Religion	First Language	English	Science	Mathematics	History		Edu. Zone	District	Province	Island
AL HAMBRA VIDYALAYA , MARUTHAMUNAI.	66	64	67	63	68	62	60	64	1	3	6	145
CARMEL FATIMA COLLEGE, KALMUNAI.	243	63	63	63	67	64	60	63	2	5	9	168
R.K.M GIRLS VIDYALAYA KARAITIVU- 2.	35	69	60	56	69	55	61	62	3	6	11	183
AL-MAZHAR GIRLS' HIGH SCHOOL, NINTAVUR 4.	52	68	62	63	60	59	53	61	4	9	15	208
MAHMUD LADIES' COLLEGE, KALMUNAI.	318	63	63	59	59	55	59	60	5	10	19	239
IMAM GAZZALY VIDYALAYA, NINTAVUR.	25	71	59	51	59	57	57	59	6	12	24	268
AL-MANAR CENTRAL COLLEGE, MARUTHAMUNAI.	110	57	59	57	62	57	55	58	7	14	26	298
SHAMS CENTRAL COLLEGE MARUTHAMUNAI.	92	58	59	54	58	54	54	56	8	20	40	383
AL-ASHRAQ M.M.V. NINTAVUR.	165	60	54	52	57	50	52	54	9	26	58	503
AL-ASHRAFF M.VIDYALAYA, KARAITIVU. E.P.	40	54	51	46	57	52	54	52	10	34	72	690
PULAVARMANI SHARIFUDEEN M.V. PERIYANEELAVANAI.	33	51	60	48	52	51	52	52	10	34	72	690
VIPULANANDA CENTRAL COLLEGE, KARAITIVU. E.P.	67	54	50	51	57	46	49	51	12	42	84	809
KALMUNAI ZAHIRA COLLEGE, SAINTHAMARUTHU.	339	51	48	51	51	49	51	50	13	45	102	943
AL-AZHAR VIDYALAYA SAMMANTHURAI.	48	51	50	41	56	50	46	49	14	54	118	1106
SHANMUGA MAHA VIDYALAYA, KARAITIVU.	43	53	49	43	53	50	44	49	14	54	118	1106
MALHARUS SHAMS M.V., SAINTHAMARUTHU 17.	57	49	55	45	46	46	46	48	16	66	140	1272
AL - MISBAH MAHA VIDYALAYA KALMUNAI 6.	88	48	45	47	48	44	50	47	17	69	150	1436
GANEHA M.V., KALMUNAI.	39	58	49	42	48	37	45	47	17	69	150	1436
WESLEY HIGH SCHOOL, KALMUNAI.	126	48	51	47	44	47	43	47	17	69	150	1436
AL-MATHINA MAHA VIDYALAYA. NINTAVUR.	63	53	48	48	42	45	42	46	20	78	172	1605
AL-JALAL VIDYALAYA SAINTHAMARUTHU.	42	47	52	38	38	40	49	44	21	95	209	1987
AL-BAHRIYA M.V., KALMUNAI 3.	62	47	45	43	42	45	43	44	21	95	209	1987
AL- MINA VIDYALAYA NINTHAVUR.	32	52	45	44	39	44	41	44	21	95	209	1987
PERIYANEELAVANAI VISHNU M.V., KALMUNAI.	34	52	52	35	45	39	39	44	21	95	209	1987
AL AKSHA MAHA VIDYALAYA, KALMUNAI.	34	45	46	38	44	48	37	43	25	104	231	2173
Total	2253											

* School Candidates (1st attempt)

School Performance Indices – G.C.E (O/L) Examination – 2017 (New Syllabus)

(Schools with 20 or more candidates)

Province	EASTERN
District	AMPARA
Edu. Zone	SAMMANTHURAI

School	No of Candidates*	Performance Indices of Subjects						School Performance Index	Rank of the School			
		Religion	First Language	English	Science	Mathematics	History		Edu. Zone	District	Province	Island
VARIPATHANCHENAI AL-AMEEN MAHA VIDYALAYA, IRAKKAMAM.	48	58	55	44	66	62	61	58	1	14	26	298
VEPPAYADI KALAIMAGAL VIDYALAYA, KALMUNAI, HOLY CROSS M.V., SAMMANTHURAI.	26	65	60	48	67	54	54	58	1	14	26	298
SAMMANTHURAI MUSLIM MADHYA MAHA VIDYALAYA, SAMMANTHURAI.	23	56	67	50	56	46	51	54	3	26	58	503
VIVEKANANDA M. VIDYALAYA, NAVITHANVELY.(E.P)	342	51	54	51	53	53	51	52	4	34	72	690
AL-MARJAN MUSLIM LADIES' COLLEGE, SAMMANTHURAI.	22	59	52	45	58	46	50	52	4	34	72	690
RANAMADU HINDU M.VIDYALAYA CENTRAL CAMP.	159	54	57	45	47	47	47	50	6	45	102	943
VEERAMUNAI R.K.M.V., SAMMANTHURAI.	58	56	50	38	47	47	53	49	7	54	118	1106
AL-ASHRAF CENTRAL COLLEGE IRAKKAMAM.	39	58	50	39	52	49	46	49	7	54	118	1106
NAVITHANVELI-ANNAMALAI MAHA VIDYALAYA NAVITHANVELI.	131	48	47	42	49	46	44	46	9	78	172	1605
DHARUSSALAM MAHA VIDYALAYA SAMMANTHURAI.	44	49	51	42	45	42	46	46	9	78	172	1605
VIPULANANDA MAHA VIDYALAYA MALWATTAI.	115	46	46	38	49	44	47	45	11	85	191	1787
AS-SIRAJ MAHA VIDYALAYA, CENTRAL CAMP.	70	52	48	37	46	41	43	45	11	85	191	1787
VEPPADITHODDAM VANI MAHA VIDYALAYA, CENTRAL CAMP .	41	38	47	41	47	40	41	42	13	109	247	2346
MAJEEDPURAI V., MALWATTAI	21	44	44	41	39	50	31	42	13	109	247	2346
VEERATHTHIDAI AL-HIDAYA MAHA VIDYALAYA CHAVALAKKADAI.	27	41	44	37	38	52	32	41	15	115	268	2530
SENNEL ZAHIRA MAHA VIDYALAYA SAMMANTHURAI.	39	46	42	34	44	42	38	41	15	115	268	2530
AL-ARSATH M. VIDYALAYA, SAMMANTHURAI.	55	37	40	35	49	51	36	41	15	115	268	2530
Total	107	40	40	37	35	36	36	37	18	125	307	2995

* School Candidates (1st attempt)

School Performance Indices – G.C.E (O/L) Examination – 2017 (New Syllabus)

(Schools with 20 or more candidates)

Province	EASTERN
District	AMPARA
Edu. Zone	MAHAOYA

School	No of Candidates*	Performance Indices of Subjects						School Performance Index	Rank of the School			
		Religion	First Language	English	Science	Mathematics	History		Edu. Zone	District	Province	Island
BENDIREKKA VIDYALAYA, MAHA OYA.	22	61	56	63	60	61	52	59	1	12	24	268
PADIYATALAWA MADHYA MAHA VIDYALAYA, PADIYATALAWA.	121	54	47	50	49	48	49	50	2	45	102	943
BORAPOLA VIDYALAYA, MAHAOYA.	33	51	51	38	52	52	50	49	3	54	118	1106
KEPPETIPOLA MAHA VIDYALAYA, MAHA OYA.	121	49	46	47	53	51	49	49	3	54	118	1106
GALODE VIDYALAYA, PADIYATALAWA.	24	44	45	48	52	51	49	48	5	66	140	1272
SERANKADA MAHA VIDYALAYA, SERANKADA.	79	47	45	47	50	45	46	47	6	69	150	1436
KOMANA M.V., PADIYATALAWA.	23	47	46	45	43	44	49	46	7	78	172	1605
MIRISWATTA M.V., PADIYATALAWA.	21	47	43	32	43	53	40	43	8	104	231	2173
POLLEBEDDA VIDYALAYA, MAHA OYA.	22	46	32	53	41	45	37	42	9	109	247	2346
HOLIKE V., PADIYATALAWA.	26	38	35	38	38	36	36	37	10	125	307	2995
Total	492											

* School Candidates (1st attempt)

School Performance Indices – G.C.E (O/L) Examination – 2017 (New Syllabus)

(Schools with 20 or more candidates)

Province | EASTERN
 District | AMPARA
 Edu. Zone | DEHIATTAKANDIYA

School	No of Candidates*	Performance Indices of Subjects						School Performance Index	Rank of the School			
		Religion	First Language	English	Science	Mathematics	History		Edu. Zone	District	Province	Island
DEHIATTAKANDIYA MADHYA MAHA VIDYALAYA, DEHIATTAKANDIYA.	236	60	60	57	62	57	62	60	1	10	19	239
RATHMALKANDURA MAHA VIDYALAYA. DEHIATTAKANDIYA.	29	55	55	59	53	61	54	56	2	20	40	383
MEDAGAMA MAHA VIDYALAYA, NAWAMEDAGAMA.	85	55	53	52	55	50	58	54	3	26	58	503
DIYAVIDDAGAMA MAHA VIDYALAYA, NAWAMEDAGAMA.	20	46	45	44	54	61	45	49	4	54	118	1106
DOLAKANDA M.V., DEHIATTAKANDIYA.	54	50	46	41	54	49	42	47	5	69	150	1436
LIHINIYAGAMA MAHA VIDYALAYA, DAMANEWELA.	71	49	40	48	47	46	43	46	6	78	172	1605
SANDAMADULLA MAHA VIDYALAYA, DAMANEWELA.	32	43	44	37	53	49	41	45	7	85	191	1787
SANDUNPURA MAHA VIDYALAYA, DEHIATTAKANDIYA.	73	45	44	38	44	46	48	44	8	95	209	1987
MAWANAGAMA MAHA VIDYALAYA, DEHIATTAKANDIYA.	22	39	38	37	46	38	51	42	9	109	247	2346
IHALAGAMA MAHA VIDYALAYA, NAWAMEDAGAMA.	24	39	35	35	36	40	34	37	10	125	307	2995
SOORIYAPOKUNA MAHA VIDYALAYA, DEHIATTAKANDIYA.	35	42	38	32	35	33	36	36	11	129	317	3083
BAKMEEDENIYA MAHA VIDYALAYA, DEHIATTAKANDIYA.	36	40	32	33	32	37	34	35	12	132	329	3160
HENANIGALA SOUTH VIDYALAYA, NAWA MEDAGAMA.	30	36	33	30	33	29	44	34	13	133	335	3237
Total	747											

* School Candidates (1st attempt)

School Performance Indices – G.C.E (O/L) Examination – 2017 (New Syllabus)

(Schools with 20 or more candidates)

Province | EASTERN
District | AMPARA
Edu. Zone | AKKARAIPATTU

School	No of Candidates*	Performance Indices of Subjects						School Performance Index	Rank of the School			
		Religion	First Language	English	Science	Mathematics	History		Edu. Zone	District	Province	Island
MUNAWWARA JUNIOR COLLEGE AKKARAIPATTU.	103	67	70	69	67	63	60	66	1	1	4	109
AYESHA MUSLIM LADIES COLLEGE AKKARAIPATTU.	59	66	68	66	62	61	61	64	2	3	6	145
AL-ARHAM VIDYALAYA, ADDALAICHENAI.	24	65	65	60	58	58	68	62	3	6	11	183
ARAF A VIDYALAYA, ADDALAICHENAI.	27	57	60	53	58	60	59	58	4	14	26	298
AL-MUNEERA GIRL'S HIGH SCHOOL, ADDALAICHENAI.	48	58	63	59	57	56	51	57	5	18	37	348
AL-BAHRIYA VIDYALAYA POTTUVIL.	25	53	66	60	56	51	51	56	6	20	40	383
AL-IRFAN LADIES COLLEGE POTTUVIL.	89	58	62	52	54	52	56	56	6	20	40	383
MINHAJ M.V., PALAMUNAI.	50	53	56	53	60	59	48	55	8	24	49	441
AL-HAMRA MAHA VIDYALAYA, OLUVIL.	73	54	57	48	53	57	52	54	9	26	58	503
AN-NOOR MAHA VIDYALAYA, ADDALAICHENAI.	23	59	53	49	57	48	56	54	9	26	58	503
FAYIZA M.V.PALLIKKUDIYIRUPPU AKKARAIPATTU.	64	55	59	55	55	49	51	54	9	26	58	503
AKKARAIPATTU MUSLIM M.M.V., AKKARAIPATTU.	195	55	54	55	57	53	50	54	9	26	58	503
AL-KALAM MAHA VIDYALAYA POTTUVIL.	92	53	55	50	59	53	50	53	13	33	69	586
AL-FATHIMIYA VIDYALAYA. AKKARAIPATTU.	36	52	53	45	59	49	56	52	14	34	72	690
AS-SIRAJ MAHA VIDYALAYA, AKKARAIPATTU.	152	52	56	54	53	49	48	52	14	34	72	690
ADDALAICHENAI M.M.V., ADDALAICHENAI.	204	49	46	53	57	49	44	50	16	45	102	943
AL AQSA VIDYALAYA, POTTUVIL.	33	55	55	41	55	47	49	50	16	45	102	943
AL-JAISSHA VIDYALAYA OLUVIL.	26	54	57	46	53	47	40	50	16	45	102	943
AL-HIDAYA LADIES COLLEGE, PALAMUNAI.	42	49	52	47	46	44	42	47	19	69	150	1436
AL-ISHRAQ MAHA VIDYALAYA, POTHUVIL.	21	46	52	42	42	40	44	44	20	95	209	1987
POTTUVIL CENTRAL COLLEGE, POTTUVIL.	123	41	43	47	41	41	39	42	21	109	247	2346
Total	1509											

* School Candidates (1st attempt)

School Performance Indices – G.C.E (O/L) Examination – 2017 (New Syllabus)

(Schools with 20 or more candidates)

Province | EASTERN
District | AMPARA
Edu. Zone | THIRUKKOVIL

School	No of Candidates*	Performance Indices of Subjects						School Performance Index	Rank of the School			
		Religion	First Language	English	Science	Mathematics	History		Edu. Zone	District	Province	Island
SRI RAMAKRISHNA COLLEGE, AKKARAIPATTU.	89	57	57	60	57	59	53	57	1	18	37	348
RAMA KRISHNA MISSION M. VIDYALAYA AKKARAPATTU.	90	53	52	56	52	51	48	52	2	34	72	690
METHODIST MISSION TAMIL MIXED SCHOOL, THIRUKKOVIL.	75	49	49	49	62	49	52	52	2	34	72	690
KOMARI M.M.T.M.V., KOMARI.	26	56	53	44	52	51	47	51	4	42	84	809
PASUPATHESWARA VIDYALAYA PANANKADU, AKKARAIPATTU.	33	49	52	45	49	48	50	49	5	54	118	1106
THAMBILUVIL M.M.V., THAMBILUVIL E.P.	131	50	56	51	47	46	45	49	5	54	118	1106
THIRUNAVUKKARASU VIDYALAYA, AKKARAIPATTU.	36	50	48	44	56	48	48	49	5	54	118	1106
KORAIKALAPPU SAKTHY VIDYALAYA, THIRUKKOVIL.	45	48	53	46	46	48	40	47	8	69	150	1436
POTTUVIL METHODIST TAMIL M.V., POTTUVIL.	52	44	51	41	45	48	44	46	9	78	172	1605
THANDIYADY VIGNESHWARA MAHA VIDYALAYA KOMARI.	21	43	52	43	41	46	50	46	9	78	172	1605
KOLAVIL VINAYAGAR M.V., AKKARAIPATTU.	35	44	49	44	47	48	38	45	11	85	191	1787
KANNAKI VIDYALAYA AKKARAIPATTU.	20	47	39	35	36	41	37	39	12	121	289	2808
VINAYAGAPURAM M.V., THIRUKKOVIL.	101	38	42	33	42	35	43	39	12	121	289	2808
Total	754											

* School Candidates (1st attempt)

School Performance Indices – G.C.E (O/L) Examination – 2017 (New Syllabus)

(Schools with 20 or more candidates)

Province | EASTERN
District | TRINCOMALEE
Edu. Zone | TRINCOMALEE

School	No of Candidates*	Performance Indices of Subjects						School Performance Index	Rank of the School			
		Religion	First Language	English	Science	Mathematics	History		Edu. Zone	District	Province	Island
SRI SHANMUGA HINDU LADIES' COLLEGE, TRINCOMALEE.	151	71	67	66	65	69	64	67	1	1	3	98
ST.MARY'S COLLEGE, TRINCOMALEE.	108	60	67	64	59	60	60	62	2	2	11	183
R.K.M. SRI KONESWARA HINDU COLLEGE, TRINCOMALEE.	154	59	62	61	66	59	61	61	3	3	15	208
ORR'S HILL VIVEKANANDA COLLEGE, TRINCOMALEE.	116	61	57	57	65	58	60	60	4	4	19	239
AL-FATHAH VIDYALAYA, NILAVELY.	30	62	52	50	61	61	59	58	5	5	26	298
SINHALA MADHYA MAHA VIDYALAYA, TRINCOMALEE.	80	56	52	59	64	61	55	58	5	5	26	298
ZAHIRA M. VID., TRINCOMALEE.	55	54	58	50	58	56	59	56	7	10	40	383
THISSA MAHA VIDYALAYA, TRINCOMALEE.	25	51	52	60	56	58	56	56	7	10	40	383
METHODIST GIRLS' COLLEGE, TRINCOMALEE.	38	58	58	52	58	54	49	55	9	15	49	441
GIRL'S HIGH SCHOOL TRINCOMALEE.	30	58	54	50	56	57	57	55	9	15	49	441
NALANDA MAHA VIDYALAYA, CHINA BAY.	40	45	45	49	61	56	57	52	11	19	72	690
SRI SUMEDHANKARA VIDYALAYA, CHINA BAY.	58	49	49	48	58	52	53	52	11	19	72	690
ST. JOSEPH'S COLLEGE, TRINCOMALEE.	87	50	54	52	53	51	52	52	11	19	72	690
SALLI AMBAL VIDYALAYA, SALLI SAMPALITIVU.	21	53	58	46	50	49	49	51	14	22	84	809
ARAFATH NAGAR MAHA VIDYALAYA, PULMODDAI.	25	54	57	42	50	50	50	51	14	22	84	809
PERUNTHERU VIGNESWARA M.V., TRINCOMALEE.	43	51	48	52	53	50	48	50	16	25	102	943
SELVANAGAPURAM G.T. VIDYALAYA, TRINCOMALEE.	82	53	52	47	51	48	51	50	16	25	102	943
NILAVELY KAILESWARA COLLEGE NILAVELY.	66	53	50	46	53	46	44	49	18	29	118	1106
AATHI KONESWARA M.V., THAMPALAKAMAM.	33	51	53	40	53	47	52	49	18	29	118	1106
KALAIMAGAL MAHA VIDYALAYA, TRINCOMALEE.	51	52	47	51	45	45	45	48	20	34	140	1272
PULMODDAI M.M. VIDYALAYA, PULMODDAI.	121	49	46	46	48	40	50	47	21	37	150	1436
ST. FRANCIS XAVIER'S MAHA VIDYALAYA, TRINCOMALEE.	28	48	44	49	49	45	45	47	21	37	150	1436
VELLAMANAL AL-AZHAR MUSLIM M.V., CHINA BAY.	67	45	44	43	50	45	50	46	23	42	172	1605
KULAKKODAN TAMIL VIDYALAYA, THAMPALAGAMUWA.	52	48	48	39	51	46	45	46	23	42	172	1605

* School Candidates (1st attempt)

School Performance Indices – G.C.E (O/L) Examination – 2017 (New Syllabus)

(Schools with 20 or more candidates)

Province	EASTERN
District	TRINCOMALEE
Edu. Zone	TRINCOMALEE

School	No of Candidates*	Performance Indices of Subjects						School Performance Index	Rank of the School			
		Religion	First Language	English	Science	Mathematics	History		Edu. Zone	District	Province	Island
GOPALAPURAM TAMIL MIXED SCHOOL, NILAWELI.	30	48	47	40	51	46	38	45	25	49	191	1787
ATHIMODDAI TAMIL VIDYALAYA, SAMPALTIVU.	21	45	51	41	35	38	51	44	26	54	209	1987
SAMPALTIVU TAMIL MAHA VIDYALAYA, SAMPALITIVU.	27	49	46	37	44	40	46	44	26	54	209	1987
AL-HAMRA MAHA VIDYALAYA, IRRAKKAKKADY.	53	46	40	44	38	37	40	41	28	72	268	2530
MIHINDUPURA VIDYALAYA, TRINCOMALEE.	22	39	40	40	43	43	38	41	28	72	268	2530
VIPULANANDA M.V., TRINCOMALEE.	71	41	38	46	41	42	36	41	28	72	268	2530
THIRYAI TAMIL MAHA VIDYALAYA, THIRYAI.	26	50	47	31	39	31	35	39	31	78	289	2808
JINNAPURAM G.M.M.S. PULMODDAI 04.	21	35	35	45	33	35	37	37	32	84	307	2995
ABHAYAPURA MAHA VIDYALAYA, TRINCOMALEE.	68	38	33	35	36	31	44	36	33	85	317	3083
RAJAKEEYA VIDYALOKA MAHA VIDYALAYA, TRINCOMALEE.	41	35	33	42	34	38	36	36	33	85	317	3083
VIVEKANANDA M.V., KUCHCHAVELI	22	43	45	30	33	30	34	36	33	85	317	3083
JAMALIYA MUSLIM MAHA VIDYALAYA, TRINCOMALEE.	35	39	35	35	32	32	34	35	36	91	329	3160
AL NOORIYA MUSLIM M.VIDYALAYA, KUCHCHIVELI.	42	38	34	31	33	26	37	33	37	97	343	3287
KUMBURUPIDY M.M.T.M. VIDYALAYA, KUMBURUPIDY.	21	32	32	29	25	26	31	29	38	102	356	3390
Total	2061											

* School Candidates (1st attempt)

School Performance Indices – G.C.E (O/L) Examination – 2017 (New Syllabus)

(Schools with 20 or more candidates)

Province	EASTERN
District	TRINCOMALEE
Edu. Zone	MUTTUR

School	No of Candidates*	Performance Indices of Subjects						School Performance Index	Rank of the School			
		Religion	First Language	English	Science	Mathematics	History		Edu. Zone	District	Province	Island
CHENAIYOOR CENTRAL COLLEGE, MUTUR.	32	72	56	46	60	55	57	58	1	5	26	298
SAMPUR MAHA VIDYALAYA, MUTUR.	50	56	52	53	67	69	52	58	1	5	26	298
SATHAM VIDYALAYA, MUTUR.	20	63	54	46	67	58	57	58	1	5	26	298
ANNAHAR GIRLS MAHA VIDYALAYA, MUTUR.	43	61	53	50	59	49	52	54	4	17	58	503
MUTHUR MUSLIM LADIES COLLEGE, MUTHUR.	85	67	56	50	47	48	47	53	5	18	69	586
MUTUR MADHYA MAHA VIDYALAYA, MUTUR.	84	51	48	49	55	48	54	51	6	22	84	809
FATHIMA MUSLIM LADIES COLLEGE THOPPUR.	45	55	51	45	47	44	46	48	7	34	140	1272
PALLIKUDIYIRUPPU KALAIMAGAL HINDU COLLEGE, THOPPUR.	33	53	45	39	41	48	53	47	8	37	150	1436
AL HILAL C.C., MUTUR.	87	59	42	41	47	45	44	46	9	42	172	1605
KILIVEDDY MAHA VIDYALAYA, KILIVEDDY.	27	51	51	35	40	43	44	44	10	54	209	1987
AL- HITHAYA M.V., MUTUR.	38	49	43	39	44	39	39	42	11	65	247	2346
SRI SHANPAHA M.V., EACHCHALAMPATTAI.	36	47	45	34	44	39	45	42	11	65	247	2346
ELANGAITHURAI MUHATHUWARAM HINDU COLLEGE, EACHALAMPATTU.	69	47	48	30	46	40	37	41	13	72	268	2530
MALLIHAIIVU MAHA VIDYALAYA, MUTUR.	24	45	43	33	38	34	46	40	14	77	282	2689
AL-HAMBRA CENTRAL COLLEGE, THOPPUR.	63	45	38	40	34	38	41	39	15	78	289	2808
AL MINA VIDYALAYA, MUTHUR.	20	46	39	33	37	35	38	38	16	81	298	2903
M/THUWARAKA VIDYALAYAM, MAVADICHCHENAI.	20	43	39	29	30	34	29	34	17	93	335	3237
MAWADICHCHENAI G.T.M. SCHOOL, MUTUR.	24	43	35	27	33	34	26	33	18	97	343	3287
Total	800											

* School Candidates (1st attempt)

School Performance Indices – G.C.E (O/L) Examination – 2017 (New Syllabus)

(Schools with 20 or more candidates)

Province | EASTERN
District | TRINCOMALEE
Edu. Zone | KANTHALE

School	No of Candidates*	Performance Indices of Subjects						School Performance Index	Rank of the School			
		Religion	First Language	English	Science	Mathematics	History		Edu. Zone	District	Province	Island
AGRABODHI N.SCHOOL, KANTALE.	166	54	54	56	58	57	57	56	1	10	40	383
WENDARASANPURA VIDYALAYA, KANTALE.	41	44	44	49	59	55	48	50	2	25	102	943
KANTALE M.M.VIDYALAYA KANTALE.	142	46	45	50	55	49	50	49	3	29	118	1106
PERARU PARAMESHWARA MAHA VIDYALAYA, KANTALE.	24	57	55	44	48	45	46	49	3	29	118	1106
AL-THARIQ M.V., KANTALE.	69	45	50	52	51	49	46	49	3	29	118	1106
MOLLIPOTHANA SINHALA VIDYALAYA, MOLLIPOTHANA.	43	44	43	54	50	48	45	47	6	37	150	1436
AYSHA GIRLS VIDYALAYA, KANTALE.	30	47	57	49	43	43	44	47	6	37	150	1436
WANELA MAHA VIDYALAYA, KANTALE.	74	39	42	47	51	49	50	46	8	42	172	1605
BANDARANAYAKA MAHA VIDYALAYA, KANTALE.	23	50	43	50	49	35	40	45	9	49	191	1787
D.S. SENANAYAKE VIDYALAYA, AGBOPURA.	23	46	47	49	42	45	38	45	9	49	191	1787
GANTHALAWA M.V., MOLLIPOTHANA.	82	44	38	41	46	46	43	43	11	61	231	2173
MAHAWELIGAMA CLUSTER CORE MAHA VIDYALAYA, SERUNUWARA.	73	43	37	43	50	44	39	43	11	61	231	2173
AGBOPURA MAHA VIDYALAYA, AGBOPURA.	62	40	40	39	47	46	42	42	13	65	247	2346
JAYANTHIPURA VIDYALAYA, KANTALE.	44	36	40	40	45	49	42	42	13	65	247	2346
SERUWILA VIDYALAYA, SERUWILA.	22	37	37	35	42	45	34	38	15	81	298	2903
MAHAWELIPURA VIDYALAYA, SERUWILA.	29	32	35	42	35	38	35	36	16	85	317	3083
Total	947											

* School Candidates (1st attempt)

School Performance Indices – G.C.E (O/L) Examination – 2017 (New Syllabus)

(Schools with 20 or more candidates)

Province	EASTERN
District	TRINCOMALEE
Edu. Zone	KINNIYA

School	No of Candidates*	Performance Indices of Subjects						School Performance Index	Rank of the School			
		Religion	First Language	English	Science	Mathematics	History		Edu. Zone	District	Province	Island
KINNIYA MUSLIM GIRLS' MAHA VIDYALAYA, KINNIYA.	123	61	58	53	58	50	54	56	1	10	40	383
T.B.JAYA VIDYALAYA, KINNIYA.	41	58	49	49	52	47	46	50	2	25	102	943
ABDUL MAJEED VIDYALAYA KINNIYA.	21	55	43	44	46	46	52	48	3	34	140	1272
AL-HIRA MUSLIM GIRLS M.V., KINNIYA.	73	52	47	42	48	41	43	46	4	42	172	1605
AS-SAFA VIDYALAYA, KINNIYA.	31	57	45	40	47	45	36	45	5	49	191	1787
AL-ADHAN VIDYALAYA, KINNIYA.	24	50	50	38	45	38	48	45	5	49	191	1787
AL HICKMA MAHA VIDYALAYA, KINNIYA.	44	48	47	37	39	48	43	44	7	54	209	1987
AL MINA V., KINNIYA.	22	55	39	43	42	38	45	44	7	54	209	1987
ALANKERNY VINAYAGAR MAHA VIDYALAYA, KINNIYA.	29	47	43	41	44	43	47	44	7	54	209	1987
BUHARY NAGAR MUSLIM VIDYALAYA MULLIPOTHANA.	50	42	40	44	49	43	43	44	7	54	209	1987
AL-IRFAN VIDYALAYA, KINNIYA.	28	51	50	34	40	48	37	43	11	61	231	2173
KURUNNCHAKERNEY GIRL S M. VID., KINNIYA.	66	49	42	40	45	38	42	43	11	61	231	2173
KINNIYA M.M. VIDYALAYA, KINNIYA.	165	44	38	39	50	44	38	42	13	65	247	2346
MOLLIPOTHANA CENTRAL COLLEGE MOLLIPOTHANA.	75	46	37	40	44	39	39	41	14	72	268	2530
KINNIYA AL-AQSHA MAHA VIDYALAYA, KINNIYA.	116	45	37	37	38	37	37	39	15	78	289	2808
IHSANIYA GIRLS VIDYALAYA, KINNIYA.	42	47	38	39	37	34	33	38	16	81	298	2903
AN-NAJATH VIDYALAYA, KINNIYA.	60	41	35	34	40	35	29	36	17	85	317	3083
PATHIMA BALIKA VIDYALAYA, MULLIPOTHANA.	43	40	39	32	33	35	34	36	17	85	317	3083
SIRAJ MUSLIM VIDYALAYA, TAMBALAGAMUWA.	84	39	38	34	32	33	33	35	19	91	329	3160
KURINCHAKERNEY ARAFA MAHA VIDYALAYA, KINNIYA.	54	32	26	41	35	33	37	34	20	93	335	3237
AL-AMEEN VIDYALAYA, KINNIYA.	34	40	36	30	31	37	29	34	20	93	335	3237
VANELA BUHARI VIDYALAYA KINNIYA.	28	34	35	27	39	31	38	34	20	93	335	3237

* School Candidates (1st attempt)

School Performance Indices – G.C.E (O/L) Examination – 2017 (New Syllabus)

(Schools with 20 or more candidates)

Province	EASTERN
District	TRINCOMALEE
Edu. Zone	KINNIYA

School	No of Candidates*	Performance Indices of Subjects						School Performance Index	Rank of the School			
		Religion	First Language	English	Science	Mathematics	History		Edu. Zone	District	Province	Island
AL-MUJAHITHA VIDYALAYA, KINNIYA	20	41	32	34	32	27	34	33	23	97	343	3287
KAKAMUNAI G.M.M.S. KINNIYA.	25	39	32	28	33	24	31	31	24	100	349	3356
ALIGAR M. VID., KINNIYA.	23	36	30	31	24	26	30	30	25	101	354	3378
KAKAMUNAI DHARUL ULOOM V., KINNIYA.	57	32	28	27	29	25	25	28	26	104	358	3402
Total	1378											

* School Candidates (1st attempt)

School Performance Indices – G.C.E (O/L) Examination – 2017 (New Syllabus)

(Schools with 20 or more candidates)

Province	EASTERN
District	TRINCOMALEE
Edu. Zone	TRINCOMALEE NORT

School	No of Candidates*	Performance Indices of Subjects						School Performance Index	Rank of the School			
		Religion	First Language	English	Science	Mathematics	History		Edu. Zone	District	Province	Island
PADAVI PALUGAHAWANGUWA MAHA VIDYALAYA, PADAVI SRIPURA.	56	50	54	57	57	61	57	56	1	10	40	383
PADAVI JAYANTHI VIDYALAYA, PADAVI SRIPURA.	37	43	45	50	49	45	46	46	2	42	172	1605
PADAVI YAYA 11/12 VIDYALAYA PADAVI SRI TISSAPURA	32	41	44	44	52	51	44	46	2	42	172	1605
GOMARANKADAWELA MAHA VIDYALAYA, GOMARANKADAWALA.	40	47	42	37	45	41	39	42	4	65	247	2346
MAHADIVULWEWA M.V., MAHADIVULWEWA.	55	38	40	40	50	46	38	42	4	65	247	2346
MEDAWACHCHIYA VIDYALAYA, BAKMEEGAMA.	20	30	29	24	26	28	36	29	6	102	356	3390
Total	240											

* School Candidates (1st attempt)

School Performance Indices - G.C.E. (O/L) Examination – 2017 (New Syllabus)

(Schools with 20 or more candidates)

NORTH WESTERN PROVINCE

School Performance Indices – G.C.E (O/L) Examination – 2017 (New Syllabus)

(Schools with 20 or more candidates)

Province	NORTH WESTERN
District	KURUNEGALA
Edu. Zone	KURUNEGALA

School	No of Candidates*	Performance Indices of Subjects						School Performance Index	Rank of the School			
		Religion	First Language	English	Science	Mathematics	History		Edu. Zone	District	Province	Island
MALIYADEVA BALIKA MAHA VIDYALAYA, KURUNEGALA.	332	72	76	76	74	73	74	74	1	2	2	26
PRESIDENT BALIKA VIDYALAYA. KURUNEGALA	119	69	73	75	68	69	66	70	2	4	4	53
MALIYADEWA BOYS VIDYALAYA, KURUNEGALA.	390	64	65	72	73	70	68	69	3	5	6	67
HOLY FAMILY BALIKA MAHA VIDYALAYA, KURUNEGALA.	181	66	66	70	66	66	66	67	4	8	9	98
ETHUGALPURA KUMARA VIDYALAYA, PILESSA.	87	58	63	69	66	62	66	64	5	12	15	145
WAYAMBA RAJAKEEYA VIDYALAYA. KURUNEGALA.	344	61	64	67	67	63	64	64	5	12	15	145
MALIYADEVA ADHARSHA M.V., KURUNEGALA.	315	59	62	67	65	65	62	63	7	14	19	168
ST.ANNE'S M.V., KURUNEGALA.	193	59	58	68	68	62	62	63	7	14	19	168
S.W.R.D. BANDARANAYAKE PRIMARY SCHOOL KURUNEGALA.	149	53	58	68	66	61	60	61	9	17	25	208
SRIMATH JOHN KOTALAWALA M.V., KURUNEGALA.	350	56	58	62	61	59	58	59	10	24	33	268
PARAKRAMABAHU M.M.V., POLGAHAWELA.	225	55	53	58	58	59	57	57	11	28	40	348
LAKDASA DE MEL VIDYALAYA, KURUNEGALA.	142	51	54	57	57	53	52	54	12	44	61	503
SRI NISSANKA M.M.V., INDULGODAKANDA.	20	53	52	51	61	51	55	54	12	44	61	503
HIZBULLAH CENTRAL VIDYALAYA, KURUNEGALA.	124	54	53	58	50	53	50	53	14	54	74	586
ST. BERNADETTE'S MODEL SCHOOL, POLGAHAWELA.	175	52	49	52	53	54	57	53	14	54	74	586
D.P.WICKRAMASINGHE VIDYALAYA, MAWATHAGAMA.	146	52	52	55	55	50	53	53	14	54	74	586
DHARUTH THOWHEED ASSALAFIYYA INSTITUTE, PARAGAHADENIYA.	43	71	55	51	43	44	50	52	17	63	85	690
KALUGAMUWA MAHA VIDYALAYA, KALUGAMUWA.	38	48	45	50	56	57	51	51	18	73	101	809
SRI SARANANKARA SANGARAJA MAHA VIDYALAYA, POTHUHERA.	32	50	48	54	51	53	48	51	18	73	101	809
WAYAMBA C.W.W.KANNANGARA MAHA VIDYALAYA, KURUNEGALA.	68	46	45	57	61	45	51	51	18	73	101	809
THIRAGAMA MAHA VIDYALAYA, KOHILEGEDARA.	78	55	44	51	50	51	54	51	18	73	101	809
UDABADALAWA SUDARSHANA MAHA VIDYALAYA, MASPOTHA.	79	50	52	55	51	48	47	51	18	73	101	809

* School Candidates (1st attempt)

School Performance Indices – G.C.E (O/L) Examination – 2017 (New Syllabus)

(Schools with 20 or more candidates)

Province	NORTH WESTERN
District	KURUNEGALA
Edu. Zone	KURUNEGALA

School	No of Candidates*	Performance Indices of Subjects						School Performance Index	Rank of the School			
		Religion	First Language	English	Science	Mathematics	History		Edu. Zone	District	Province	Island
D.S. SENANAYAKA MADYA MAHA VIDYALAYA, UHUMEEYA.	136	52	46	46	55	48	50	50	23	91	123	943
WELLAWA M.M. VIDYALAYA, WELLAWA.	201	50	53	47	47	50	50	50	23	91	123	943
AL-IRFAN CENTRAL COLLEGE, POLGAHAWELA.	36	49	53	55	46	46	45	49	25	113	151	1106
AL-AQSA MAHA VIDYALAYA, POLGAHAWELA.	28	54	49	56	43	44	47	49	25	113	151	1106
D.B. WELAGEDARA MADHYA MAHA VIDYALAYA, KURUNEGALA.	144	46	52	54	47	48	48	49	25	113	151	1106
MAWATHAGAMA M.M.V., MAWATHAGAMA.	191	48	51	51	47	47	50	49	25	113	151	1106
BOYAGANE MAHA VIDYALAYA, BOYAGANE.	37	51	44	47	46	51	46	48	29	132	177	1272
PARAGAHADENIYA CENTRAL COLLEGE, WEUDA.	131	51	50	52	46	47	42	48	29	132	177	1272
RATHMALGODA MAHA VIDYALAYA, POLGAHAWELA.	79	47	48	48	49	48	48	48	29	132	177	1272
WIMALASURENDRA VIDYALAYA, WADAKADA.	30	51	46	40	46	47	55	48	29	132	177	1272
ZAHIRA M. VIDYALAYA, KURUNEGALA.	22	53	43	50	53	45	46	48	29	132	177	1272
GALLEHERA MAHA VIDYALAYA, LOKAHETTIYA.	35	46	45	46	54	49	42	47	34	156	206	1436
MEETANWALA MAHA VIDYALAYA, MAWATHAGAMA.	21	52	44	47	45	46	48	47	34	156	206	1436
PIMBURUWELLEGAMA MADYA MAHA VIDYALAYA, WARIYAPOLA.	67	48	51	47	47	45	46	47	34	156	206	1436
AL-AZHAR VIDYALAYA WELLAWA.	20	45	47	48	43	43	49	46	37	170	227	1605
ST. BERNADETTE'S M.V., POLGAHAWELA.	106	45	48	45	46	45	46	46	37	170	227	1605
MASPOTHA MAHA VIDYALAYA, MASPOTHA.	55	44	45	46	45	42	45	45	39	186	248	1787
POTHUBOWA MAHA VIDYALAYA, MAWATHAGAMA.	56	48	44	41	46	45	47	45	39	186	248	1787
POTHUHERA DUTUGEMUNU M.M.V., POTHUHERA.	70	47	43	50	41	46	45	45	39	186	248	1787
SRI NISSANKA M.V., KURUNEGALA.	96	41	42	47	46	46	50	45	39	186	248	1787

* School Candidates (1st attempt)

School Performance Indices – G.C.E (O/L) Examination – 2017 (New Syllabus)

(Schools with 20 or more candidates)

Province	NORTH WESTERN
District	KURUNEGALA
Edu. Zone	KURUNEGALA

School	No of Candidates*	Performance Indices of Subjects						School Performance Index	Rank of the School			
		Religion	First Language	English	Science	Mathematics	History		Edu. Zone	District	Province	Island
MAHINDA VIDYALAYA, KURUNEGALA.	65	46	45	41	46	42	45	44	43	205	275	1987
WEUDA RAJAKEEYA MADYA MAHA VIDYALAYA, WEUDA.	68	44	42	46	42	41	46	44	43	205	275	1987
DIGAMPITIYA SRI PIYARATANA MAHA VIDYALAYA, HINDAGOLLA.	59	44	42	42	42	39	47	43	45	226	306	2173
SRI SARANANKARA MAHA VIDYALAYA, KUDAGALGAMUWA.	26	46	42	43	36	44	47	43	45	226	306	2173
DEMATAGOLLA VIDYALAYA, WELLAWA.	29	45	39	42	40	46	42	42	47	244	328	2346
RATHNALOKA VIDYALAYA, POLGAHAWELA.	25	43	38	40	42	36	40	40	48	266	366	2689
WATAREKA MAHA VIDYALAYA, INGURUWATTA.	36	43	41	36	43	38	41	40	48	266	366	2689
Total	5499											

* School Candidates (1st attempt)

School Performance Indices – G.C.E (O/L) Examination – 2017 (New Syllabus)

(Schools with 20 or more candidates)

Province | NORTH WESTERN
District | KURUNEGALA
Edu. Zone | KULIYAPITIYA

School	No of Candidates*	Performance Indices of Subjects						School Performance Index	Rank of the School			
		Religion	First Language	English	Science	Mathematics	History		Edu. Zone	District	Province	Island
KULIYAPITIYA M.M.V., KULIYAPITIYA.	291	74	73	75	79	78	78	76	1	1	1	14
VISHAKA BALIKA VIDYALAYA, KULIYAPITIYA.	96	71	72	68	67	69	67	69	2	5	6	67
PANDUWASNUWARA S.W.R.D.BANDARANAYAKE N .S.L, HETTIPOLA.	223	65	70	67	66	69	67	67	3	8	9	98
SARANATH M.V., KULIYAPITIYA.	292	63	63	68	65	66	64	65	4	10	11	126
SURADUTHA BALIKA MAHA VIDYALAYA, KULIYAPITIYA.	172	65	62	63	57	61	58	61	5	17	25	208
KUMBUKGAHAMULLA SRI BODHI M.M.V., WELIPENNAGAHAMULLA.	96	59	64	56	56	56	54	58	6	26	35	298
HORATHEPOLA MAHANAMA M.V., WELIPENNAGAHAMULLA.	26	60	56	51	53	57	60	56	7	34	46	383
UDAWELA REWATHA M.M.V., UDAWELA.	66	55	58	54	52	60	48	55	8	38	52	441
HUNNELEMBUWA MAHA VIDYALAYA, SUNANDAPURA.	23	50	56	53	53	57	53	54	9	44	61	503
KADAWALAGEDARA M.V., TUTTIRIPITIGAMA.	32	52	61	50	53	52	58	54	9	44	61	503
MADIGE ANUKKANE MUSLIM M.V., SUNANDAPURA.	21	59	45	51	55	60	53	54	9	44	61	503
BIBILADENIYA SRI GUNANANDA M.M.V., WELIPENNAGAHAMULLA.	125	50	56	54	55	51	53	53	12	54	74	586
NAGOLLAGODA M.M.V., NAGOLLAGODA.	48	52	56	49	52	55	51	53	12	54	74	586
J.R. JAYAWARDANA M.M.V., DUMMALASURIYA.	78	48	55	52	52	53	51	52	14	63	85	690
RATHMALLA SRI ARIYAWANSA MAHA VIDYALAYA, KATUPOTHA.	26	52	48	52	50	55	56	52	14	63	85	690
SRI SARANANKARA MADHYA MAHA VIDYALAYA, BINGIRIYA.	127	53	50	53	52	57	47	52	14	63	85	690
ASSEDDUMA SUBHARATHI-KANISHTA VIDYALAYA, KULIYAPITIYA.	115	47	45	53	52	50	53	50	17	91	123	943
DEWAMEDIKUDAWEWA AGGAWANSA M.V., MANDAPOLA.	20	50	52	44	49	47	55	50	17	91	123	943
KIRINDAWA MAHA VIDYALAYA, KIRINDAWA.	56	51	55	50	46	48	50	50	17	91	123	943
KOSDENIYA M.V., KOSDENIYA.	26	45	54	50	51	47	52	50	17	91	123	943
KOTAMBAPITIYA MUSLIM M. M. VIDYALAYA., HETTIPOLA.	20	54	45	51	51	50	47	50	17	91	123	943
MOHOTHAWAGODA V., ANUKKANE.	42	54	54	46	46	49	51	50	17	91	123	943
MAHINDODAYA MAHA VIDYALAYA, HETTIPOLA.	174	48	51	49	48	49	53	50	17	91	123	943
BARAGEDARA ANAGARIKA DHARMAPALA M.M.V.,ETHUNGAHAKOTUWA.	81	49	47	46	50	50	51	49	24	113	151	1106

* School Candidates (1st attempt)

School Performance Indices – G.C.E (O/L) Examination – 2017 (New Syllabus)

(Schools with 20 or more candidates)

Province | NORTH WESTERN
District | KURUNEGALA
Edu. Zone | KULIYAPITIYA

School	No of Candidates*	Performance Indices of Subjects						School Performance Index	Rank of the School			
		Religion	First Language	English	Science	Mathematics	History		Edu. Zone	District	Province	Island
ETHUNGAHAKOTUWA MUSLIM M.M.V., ETHUNGAHAKOTUWA.	45	51	45	51	46	45	53	49	24	113	151	1106
MADIGE MIDİYALA CENTRAL COLLEGE, BANDARAKOSWATTA.	62	53	46	46	53	42	54	49	24	113	151	1106
SARANANDA M.M.V., WEWAGAMA.	56	49	44	50	50	50	53	49	24	113	151	1106
UDUBADDAWA DHAMMANANDA MAHA VIDYALAYA, UDUBADDAWA.	56	49	46	48	46	48	55	49	24	113	151	1106
WADUMUNNA K.V., KURATIHENA.	22	50	55	43	52	50	46	49	24	113	151	1106
WEERAPOKUNA VIJITHA M.M.V., WEERAPOKUNA.	109	51	55	45	47	49	49	49	24	113	151	1106
REWATHA M.M.V., DEEGALLA.	78	48	47	49	45	48	50	48	31	132	177	1272
WELLARAWA M.V., WELLARAWA.	78	46	47	48	49	50	49	48	31	132	177	1272
MAGULAGAMA MAHA VIDYALAYA, MAGULAGAMA.	29	46	48	48	44	47	50	47	33	156	206	1436
PAHALA KONKANDAWALA K.V., WEERAPOKUNA.	24	45	52	47	43	45	51	47	33	156	206	1436
BANDARAKOSWATTA MUSLIM MAHA VIDYALAYA, BANDARAKOSWATTA.	23	55	40	41	50	39	49	46	35	170	227	1605
MANELAMBUWA SRI SARANANDA ADARSHA M. V., WEERAPOKUNA.	26	48	50	41	39	46	49	46	35	170	227	1605
ST.JOSEPH'S MAHA VIDYALAYA, KULIYAPITIYA.	109	43	44	49	46	49	46	46	35	170	227	1605
BANDARAKOSWATTA M.V. BANDARAKOSWATTA.	44	43	43	46	46	49	44	45	38	186	248	1787
KITHALAWAPUGALLA M.V., KITHALAWA.	62	47	45	42	46	42	49	45	38	186	248	1787
SIDDARTHA MAHA VIDYALAYA, HALMILLAWEWA.	31	48	48	41	43	46	45	45	38	186	248	1787
CASSIM M.V., ETHUNGAHAKOTUWA.	34	47	43	45	46	42	40	44	41	205	275	1987
KANADULLA DHARMARAJA ADARSHA MAHA VIDYALAYA, KULIYAPITIYA.	113	42	42	44	43	48	45	44	41	205	275	1987
KOSWATTA GAMINI M.V., HALMILLAWEWA.	32	43	41	44	44	54	40	44	41	205	275	1987
THISOGAMA SRIPALI MAHA VIDYALAYA, THISOGAMA.	24	45	42	48	41	48	42	44	41	205	275	1987
ILUKHENA GUNANANDA M.V., ILUKHENA.	34	44	46	46	43	42	38	43	45	226	306	2173
PANDUWASNUWARA SRI MEDANKARA K.V., HETTPOLA.	22	39	46	42	38	46	44	43	45	226	306	2173
JAYASENA RAJAKARUNA MAHA VIDYALAYA, MUNAMALDENIYA.	46	37	41	43	41	45	42	42	47	244	328	2346
DIYAKALAMULLA SRIPATI ROYAL VIDYALAYA, KULIYAPITIYA.	69	44	43	43	37	41	45	42	47	244	328	2346

* School Candidates (1st attempt)

School Performance Indices – G.C.E (O/L) Examination – 2017 (New Syllabus)

(Schools with 20 or more candidates)

Province	NORTH WESTERN
District	KURUNEGALA
Edu. Zone	KULIYAPITIYA

School	No of Candidates*	Performance Indices of Subjects						School Performance Index	Rank of the School			
		Religion	First Language	English	Science	Mathematics	History		Edu. Zone	District	Province	Island
SRI SUMANASARA M.V., KIRIMETIYAWA.	44	40	48	39	35	46	41	42	47	244	328	2346
TAWALLA DHAMMALOKA M.V., DUMMALASURIYA.	38	45	42	43	39	41	42	42	47	244	328	2346
HANTHIHAWA KANISHTA VIDYALAYA, HALMILLAWEWA.	22	41	45	33	38	45	42	41	51	256	348	2530
HIRIPOKUNA KANISHTA VIDYALAYA, WEERAPOKUNA.	22	42	44	35	40	39	47	41	51	256	348	2530
IHALA HORAGASAGARA M.V., HIRUWALPOLA.	22	39	39	46	40	43	41	41	51	256	348	2530
MORAGANE M.V., MORAGANE.	48	40	43	37	41	45	40	41	51	256	348	2530
COLOMBAGAMA WIMALASHEELA MAHA VIDYALAYA, KANATTEWEWA.	40	37	46	36	36	42	38	39	55	271	373	2808
HAGGAMUWA KANISHTA VIDYALAYA, KULIYAPITIYA.	21	39	37	30	36	42	38	37	56	282	396	2995
IHALA KADIGAMUWA MAHA VIDYALAYA, IHALA KADIGAMUWA.	50	37	39	37	38	36	34	37	56	282	396	2995
Total	3811											

* School Candidates (1st attempt)

School Performance Indices – G.C.E (O/L) Examination – 2017 (New Syllabus)

(Schools with 20 or more candidates)

Province	NORTH WESTERN
District	KURUNEGALA
Edu. Zone	NIKAWERATIYA

School	No of Candidates*	Performance Indices of Subjects						School Performance Index	Rank of the School			
		Religion	First Language	English	Science	Mathematics	History		Edu. Zone	District	Province	Island
SRI SUMANGALA M.M.V., WARIYAPOLA.	227	64	64	64	68	63	66	65	1	10	11	126
MAHASAN NATIONAL SCHOOL, NIKAWERATIYA.	288	60	59	61	62	62	60	61	2	17	25	208
MIDELLAWA WIMALASEELA M.V., BANDARAKOSWATTA.	23	62	62	55	67	61	59	61	2	17	25	208
DEMATALUWA MAHA VIDYALAYA, DEMATALUWA.	37	61	59	50	59	68	61	60	4	22	31	239
KONGOLLA KANISHTA V., KATUPOTHA.	20	57	65	54	59	63	54	59	5	24	33	268
GIRILLA M. MAHA VIDYALAYA, MAHAGIRILLA.	33	54	57	59	61	50	58	57	6	28	40	348
JAYANTHI MADHYA MAHA VIDYALAYA, NIKAWERATIYA.	181	57	57	55	56	56	58	57	6	28	40	348
BAMUNUGAMA M.V., MIRIHANEGAMA.	66	51	54	57	60	53	56	55	8	38	52	441
MUSLIM CENTRAL COLLEGE, NIKAWERATIYA.	36	52	47	60	58	56	51	54	9	44	61	503
SRI GNANODAYA M.M.V., WARIYAPOLA.	168	53	56	53	53	54	56	54	9	44	61	503
BAMUNAKOTUWA ISIPATHANA M.M.V., BAMUNAKOTUWA.	112	50	51	50	55	51	53	52	11	63	85	690
ALAHENEGAMA MAHA VIDYALAYA, ALAHENEGAMA.	35	52	52	46	52	53	50	51	12	73	101	809
HALAMBAGALA M.V., NIKEWERATIYA.	27	51	50	55	54	47	51	51	12	73	101	809
GANTHIRIYAWA M.V., BAMUNAKOTUWA.	23	48	49	49	51	55	56	51	12	73	101	809
SRI SUNANDA M.V., PADENIYA.	86	47	52	54	52	50	49	51	12	73	101	809
MINUWANGETE M.V., MINUWANGETE.	64	51	50	50	52	54	50	51	12	73	101	809
KADIGAWA MAHA VIDYALAYA, NIKAWERATIYA.	44	49	53	45	50	51	52	50	17	91	123	943
RAJABIMA VIDYALAYA NIKAWERATIYA.	36	46	52	55	48	48	53	50	17	91	123	943
SRI PARACKRAMA NATIONAL SCHOOL, KOBEIGANE.	110	50	55	48	50	52	47	50	17	91	123	943
VITHIKULIYA MADHYA MAHA VIDYALAYA VITHIKULIYA.	44	50	51	47	47	50	53	50	17	91	123	943
WELPOTHUWEWA MUSLIM M.V., BORALUWEWA.	44	47	45	53	52	53	48	50	17	91	123	943
ABUKKAGAMA MUSLIM M.V., MONNEKULAMA.	46	54	46	48	45	46	56	49	22	113	151	1106
DIGANNEWA SRI DEVAMITTA M.V., NIKEWERATIYA.	26	50	52	54	44	49	47	49	22	113	151	1106
DIVULLEGODA M.V., NIKAWERATIYA.	45	52	48	44	45	50	50	48	24	132	177	1272

* School Candidates (1st attempt)

School Performance Indices – G.C.E (O/L) Examination – 2017 (New Syllabus)

(Schools with 20 or more candidates)

Province	NORTH WESTERN
District	KURUNEGALA
Edu. Zone	NIKAWERATIYA

School	No of Candidates*	Performance Indices of Subjects						School Performance Index	Rank of the School			
		Religion	First Language	English	Science	Mathematics	History		Edu. Zone	District	Province	Island
KAVISENA HERATH M.V., NIKAWERATIYA.	24	46	47	48	49	49	47	48	24	132	177	1272
TUMBULLA M.V., NIKAWERATIYA.	26	48	52	37	50	51	50	48	24	132	177	1272
SANGABODHI M.M.V., AWULEGAMA.	125	47	50	46	50	45	52	48	24	132	177	1272
KATUPOTA TISSA M.M.V., KATUPOTHA.	100	51	45	48	48	50	48	48	24	132	177	1272
I.M.R.A. IRIYAGOLLA M.M.V., BORALUWEWA.	58	46	50	45	43	48	47	47	29	156	206	1436
PANNAWA MUSLIM MAHA VIDYALAYA, KOBEIGANE.	35	46	51	49	51	39	44	47	29	156	206	1436
SIRI SUMANASIRI M.V., KOBEIGANE.	32	43	46	47	47	47	52	47	29	156	206	1436
UNAGOLLA VIDYALAYA, NIKAWERATIYA.	20	46	44	44	46	55	48	47	29	156	206	1436
HALMILLAKOTUWA KANISHTA VIDYALAYA, THUTTIRIPITIGAMA.	22	50	47	36	47	48	50	46	33	170	227	1605
KIRINDA KANISHTA VIDYALAYA, MAHAGIRILLA.	20	45	47	44	48	47	42	46	33	170	227	1605
NAMMUWAWA MUSLIM V., HEEOLOGAMA.	41	46	44	47	41	49	42	45	35	186	248	1787
THELAHERA M.V., HENGAMUWA.	22	52	49	38	39	40	47	44	36	205	275	1987
MAHAKELIYA M.V., WARIYAPOLA.	22	42	41	48	45	42	43	44	36	205	275	1987
HULOGEDARA M.V., NIKAWERATIYA.	33	43	47	42	45	42	41	43	38	226	306	2173
KEBELLAWA VIDYALAYA, HEEOLOGAMA.	22	44	50	38	39	48	39	43	38	226	306	2173
HEEOLOGAMA MAHA VIDYALAYA, NIKAWERATIYA.	35	41	48	38	40	45	38	42	40	244	328	2346
AMBAKADAWARA DARMAKARAJA M.V., NIKAWERATIYA.	36	44	39	37	48	40	45	42	40	244	328	2346
MONNEKULAMA MAHA VIDYALAYA, MONNEKULAMA.	26	42	46	36	33	37	38	39	42	271	373	2808
DANDUWAWA M.V., NIKAWERATIYA.	26	41	37	37	34	37	42	38	43	276	385	2903
HENGAMUWA MAHA VIDYALAYA, HENGAMUWA.	29	37	42	34	34	34	40	37	44	282	396	2995
H.M. RASNAYAKA M.M.V., NIKAWERATIYA.	36	34	37	32	39	32	35	35	45	290	415	3160
Total	2611											

* School Candidates (1st attempt)

School Performance Indices – G.C.E (O/L) Examination – 2017 (New Syllabus)

(Schools with 20 or more candidates)

Province	NORTH WESTERN
District	KURUNEGALA
Edu. Zone	MAHO

School	No of Candidates*	Performance Indices of Subjects						School Performance Index	Rank of the School			
		Religion	First Language	English	Science	Mathematics	History		Edu. Zone	District	Province	Island
GUNAPALA MALALASEKARA ADARSHA VIDYALAYA. MAHO.	46	57	57	64	62	58	63	60	1	22	31	239
WIJAYABA MADHYA MAHA VIDYALAYA, MAHO.	271	57	54	58	61	59	58	58	2	26	35	298
MAHA NANNERIYA M.V., MAHANANNERIYA.	70	57	59	51	61	57	59	57	3	28	40	348
GAJANEGGAMA M. VIDYALAYA, REDIBENDIELLA.	60	56	53	60	55	54	57	56	4	34	46	383
WARAWEWA M.V., WARAWEWA.	54	56	59	51	56	56	56	56	4	34	46	383
EHETUWEWA BANDARANAYAKA MAHA VIDYALAYA EHETUWEWA.	177	54	57	56	57	52	52	55	6	38	52	441
MAKULPOTHA M.V., VIA IBBAGAMUWA.	27	56	53	49	54	58	57	55	6	38	52	441
THALAKOLAWEWA MAHA VIDYALAYA, MAHO.	29	53	56	51	58	51	60	55	6	38	52	441
NIKAWEWA DEVANAMPIYATISSA M.M.V., MORAGOLLAGAMA.	57	54	55	50	59	53	54	54	9	44	61	503
WALALIYA M.V., AMBANPOLA.	26	56	48	54	60	53	51	54	9	44	61	503
MAHANAMA MAHA VIDYALAYA, POLPITHIGAMA.	74	55	56	50	51	49	54	53	11	54	74	586
THALPATHWEWA VIDYALAYA, POLPITHIGAMA.	20	50	50	44	59	53	61	53	11	54	74	586
AL-MADEENA MAHA VIDYALAYA, MAHO.	42	54	51	53	53	52	50	52	13	63	85	690
ALIYAWETUNUWEWA MUSLIM MAHA VIDYALAYA TAMBUTTA.	23	58	51	43	58	50	52	52	13	63	85	690
MEEGALEWA MAHAWELI M.M.V., MEEGALEWA.	139	50	51	52	52	53	51	52	13	63	85	690
HUNUGALLEWA K.V., EHETUWEWA.	25	50	56	39	54	46	59	51	16	73	101	809
SRI SIDDHARTHA M.V., MEEGALEWA.	27	54	48	44	59	50	51	51	16	73	101	809
MAILEWA M.V., GALGAMUWA.	25	55	57	47	50	43	53	51	16	73	101	809
POLPITHIGAMA MADHYA MAHA VIDYALAYA, POLPITHIGAMA.	123	50	52	50	51	51	51	51	16	73	101	809
EMBALEGODA MAHA VIDYALAYA, NAGOLLAGAMA.	29	46	52	49	50	54	47	50	20	91	123	943
PAHALA GIRIBAWA M.V., PAHALA GIRIBAWA.	67	50	52	49	51	50	50	50	20	91	123	943
SIRISANGABO M.V., GALGAMUWA.	48	49	46	43	48	54	59	50	20	91	123	943
MODEL MUSLIM M.V., GALGAMUWA.	49	49	39	53	49	55	49	49	23	113	151	1106
U.B. WANNINAYAKA M.M.V., GALGAMUWA.	229	46	44	49	51	51	51	49	23	113	151	1106

* School Candidates (1st attempt)

School Performance Indices – G.C.E (O/L) Examination – 2017 (New Syllabus)

(Schools with 20 or more candidates)

Province	NORTH WESTERN
District	KURUNEGALA
Edu. Zone	MAHO

School	No of Candidates*	Performance Indices of Subjects						School Performance Index	Rank of the School			
		Religion	First Language	English	Science	Mathematics	History		Edu. Zone	District	Province	Island
WALPALUWA MUSLIM M.V., GALGAMUWA.	29	50	46	47	54	45	51	49	23	113	151	1106
KARAMBE M.V., MAHO.	32	52	48	52	48	43	47	48	26	132	177	1272
PAHALAGAMA MAHA VIDYALAYA, MAHO.	26	52	51	43	38	52	53	48	26	132	177	1272
THAMMITAGAMA MAHA VIDYALAYA, MAHO.	27	50	50	44	45	47	50	48	26	132	177	1272
BALALLA U.B.WANNINAYAKA MAHA VIDYALAYA, BALALLA.	118	46	46	48	47	49	46	47	29	156	206	1436
KOONWEWA M.V., MAHO.	43	45	50	45	45	43	51	47	29	156	206	1436
MA-ELIYA MAHA VIDYALAYA, MA-ELIYA.	54	47	48	48	41	48	47	47	29	156	206	1436
PARAKUMPURA NATIONAL SCHOOL SOLEPURA.	54	48	44	47	47	42	46	46	32	170	227	1605
THUMBULLEGAMA M.V., MAHO.	29	50	46	45	41	47	48	46	32	170	227	1605
YAPAHUWA MAHA VIDYALAYA, MAHO.	106	48	47	47	44	46	46	46	32	170	227	1605
AMBANPOLA M.M.V., AMBANPOLA.	138	45	42	48	48	44	50	46	32	170	227	1605
BUDURUWAKANDA M.V., GALGAMUWA.	100	45	45	48	46	45	42	45	36	186	248	1787
NAGOLLAGAMA MADHYA MAHA VIDYALAYA, NAGOLLAGAMA.	59	48	42	48	43	43	45	45	36	186	248	1787
SRI SUMANA V., GALGAMUWA.	25	45	44	44	43	46	48	45	36	186	248	1787
BULNEWA V., GALGAMUWA.	27	45	47	43	42	43	46	44	39	205	275	1987
EBOGAMA VIDYALAYA, MAHO.	27	44	47	46	42	44	41	44	39	205	275	1987
SALIYA ASHOKA NAVODYA SCHOOL, SALIYA ASOKAPURA.	61	49	52	43	39	41	42	44	39	205	275	1987
KALUGALLA K.V. NIKADALUPOTHA.	23	43	49	41	45	46	41	44	39	205	275	1987
POTHUWILA SIRIPERAKUM M. VIDYALAYA, POLPITIGAMA.	20	45	42	43	42	44	47	44	39	205	275	1987
SOLE M.V., SOLEWEWA.	44	46	44	43	46	41	46	44	39	205	275	1987
USGALA GEMUNU M.V., GALGAMUWA.	34	48	42	45	43	44	42	44	39	205	275	1987
YAPAW RAJAKEEYA VIDYALAYA, NAGOLLAGAMA.	24	48	44	41	41	39	47	43	46	226	306	2173
UDADIWULWEWA MAHA VIDYALAYA, AMBANPOLA.	22	45	42	39	41	44	46	43	46	226	306	2173
PALLEKELA K.V., POLPITIGAMA.	34	45	49	36	37	43	46	43	46	226	306	2173

* School Candidates (1st attempt)

School Performance Indices – G.C.E (O/L) Examination – 2017 (New Syllabus)

(Schools with 20 or more candidates)

Province	NORTH WESTERN
District	KURUNEGALA
Edu. Zone	MAHO

School	No of Candidates*	Performance Indices of Subjects						School Performance Index	Rank of the School			
		Religion	First Language	English	Science	Mathematics	History		Edu. Zone	District	Province	Island
MAHA EBOGAMA MODEL KANISHTA V., EBOGAMA.	21	44	40	44	37	43	46	42	49	244	328	2346
PANSIYAGAMA M.V., PANSIYAGAMA.	79	45	42	40	43	40	44	42	49	244	328	2346
PONNILAWA M.V., MA-ELIYA.	31	39	43	39	45	41	43	42	49	244	328	2346
T.B. WIJESOORIYA K. VIDYALAYA, MA-ELIYA.	30	41	40	39	40	41	43	41	52	256	348	2530
RANDENIGAMA MUSLIM VIDYALAYA, MAHO.	20	51	46	42	35	38	35	41	52	256	348	2530
USGALA SALIYARAJA V., GALGAMUWA.	24	44	46	36	36	45	39	41	52	256	348	2530
MADAHAPOLA MAHINDA M.V., MADAHAPOLA.	51	43	37	41	39	38	42	40	55	266	366	2689
USGALA TISSA M.V., GALGAMUWA.	24	44	45	36	36	38	35	39	56	271	373	2808
GALPITIYA VIDYALAYA, MEEGALEWA.	20	33	39	40	41	38	37	38	57	276	385	2903
AMBAGASWEWA MAHA VIDYALAYA, AMBAGASWEWA.	36	35	35	33	36	33	36	35	58	290	415	3160
DEWAGIRIPURA WALAGAMBA M.VIDYALAYA. GALGAMUWA.	21	36	35	31	35	30	36	34	59	292	422	3237
Total	3250											

School Performance Indices – G.C.E (O/L) Examination – 2017 (New Syllabus)

(Schools with 20 or more candidates)

Province	NORTH WESTERN
District	KURUNEGALA
Edu. Zone	GIRIULLA

School	No of Candidates*	Performance Indices of Subjects						School Performance Index	Rank of the School			
		Religion	First Language	English	Science	Mathematics	History		Edu. Zone	District	Province	Island
MAYURAPADA M.M.V., NARAMMALA.	334	67	67	69	69	68	69	68	1	7	8	82
SRI RAHULA M.M.V., ALAWWA.	263	59	59	62	60	63	64	61	2	17	25	208
PANNALA NATIONAL SCHOOL., PANNALA.	241	55	55	57	58	57	59	57	3	28	40	348
WICKRAMASHEELA M.M.V., GIRIULLA.	250	54	58	58	57	58	58	57	3	28	40	348
SANDALANKAWA NATIONAL SCHOOL, SANDALANKAWA.	199	53	58	54	57	57	55	56	5	34	46	383
SIYAMBALAGASKOTUWA MADEENA N. S., SIYAMBALAGASKOTUWA.	164	58	52	58	55	50	56	55	6	38	52	441
KEKUNAGOLLA NATIONAL SCHOOL, KEKUNAGOLLA.	184	57	52	56	55	53	53	54	7	44	61	503
AL-QAMAR CENTRAL COLLEGE, NARANGODA.	60	55	44	50	58	52	46	51	8	73	101	809
KADAHAPOLA DHARMAWIJAYA M.V., PAHAMUNE.	26	50	49	50	49	48	57	51	8	73	101	809
NAKKAWATTA MADHYA MAHA VIDYALAYA, NAKKAWATTA.	165	48	52	53	51	52	49	51	8	73	101	809
RUWANGIRI NAVODYA M.M.V., BOGAMULLA.	70	52	51	47	46	53	53	50	11	91	123	943
DARALUWA MAHA VIDYALAYA, DARALUWA N.W.	24	50	57	45	51	49	50	50	11	91	123	943
ARAKYALA MUSLIM MAHA VIDYALAYA, KEKUNAGOLLA.	43	57	47	49	48	45	50	49	13	113	151	1106
NARAMMALA MAYURAPADA KANISHTA V., NARAMMALA.	84	48	45	48	50	52	53	49	13	113	151	1106
R.G.SENANAYAKA MAHA VIDYALAYA, NARAMMALA.	136	45	46	48	46	48	51	47	15	156	206	1436
DAMBADENIYA M.M.V., DAMBADENIYA.	183	46	46	44	45	46	48	46	16	170	227	1605
GALGAMMULLA MAHA VIDYALAYA, WEWAGAMA.	38	42	48	44	49	43	48	46	16	170	227	1605
AL-AMEEN CENTRAL COLLEGE., PANNALA.	64	50	45	45	43	43	42	45	18	186	248	1787
RATNALANKARA MAHA VIDYALAYA, ALAWWA.	91	42	43	49	46	43	44	45	18	186	248	1787
KUREEKOTUWA SULEIMANIYA M.V., PAHAMUNE.	21	47	40	50	45	46	41	45	18	186	248	1787
METIYAGANE M.V., METIYAGANE.	30	48	42	48	42	46	42	45	18	186	248	1787
BOPITIYA MAHA VIDYALAYA, BOPITIYA.	68	45	43	42	45	47	43	44	22	205	275	1987
GALGAMUWA M.V., MAHARACHCHIMULLA.	56	44	45	41	46	44	46	44	22	205	275	1987
HOROMBAWA MAHA VIDYALAYA, HOROMBAWA.	43	43	47	46	40	45	42	44	22	205	275	1987

* School Candidates (1st attempt)

School Performance Indices – G.C.E (O/L) Examination – 2017 (New Syllabus)

(Schools with 20 or more candidates)

Province	NORTH WESTERN
District	KURUNEGALA
Edu. Zone	GIRIULLA

School	No of Candidates*	Performance Indices of Subjects						School Performance Index	Rank of the School			
		Religion	First Language	English	Science	Mathematics	History		Edu. Zone	District	Province	Island
HUMBULUWA M.M.V., ALAWWA.	184	45	45	44	40	44	47	44	22	205	275	1987
BOYAWALANA M.V., KEPPITIWALANA.	43	43	43	35	41	43	50	43	26	226	306	2173
INGARADAVULA GEMUNU M.M.V., NARANGODA.	103	41	43	45	42	43	41	43	26	226	306	2173
KALUNDAWA SARANANKARA MAHA VIDYALAYA, NARAMMALA.	32	43	43	47	39	44	40	43	26	226	306	2173
KANDANEGEDARA DHARMAPALA M.V., WADUMUNNEGEDARA.	44	44	50	44	39	42	39	43	26	226	306	2173
MEDDEKETIYA MUSLIM VIDYALAYA, ALAHITIYAWA.	32	47	37	48	42	36	50	43	26	226	306	2173
MUTHUGALA K.V., DAMBADENIYA.	21	43	45	40	44	44	41	43	26	226	306	2173
WELPALLA MAHA VIDYALAYA, WELPALLA.	38	40	46	40	39	42	42	42	32	244	328	2346
WENNORUWA WIJAYABA MAHA VIDYALAYA, WENNORUWA.	30	43	45	38	40	37	46	42	32	244	328	2346
NALAWALANA GOVT. KANISHTA VIDYALAYA, GONAVILA.	22	37	43	40	39	40	46	41	34	256	348	2530
NUNGAMUWA DAMSEN M.M.V., YATIGALOLUWA.	29	43	41	42	37	39	46	41	34	256	348	2530
HAMANGALLA MAHA VIDYALAYA, NARANGODA.	36	40	40	37	36	44	39	39	36	271	373	2808
I.M.R.A. ERIYAGOLLA MAHA VIDYALAYA , YAKVILA.	66	40	38	41	36	36	40	39	36	271	373	2808
ELABADAGAMA SINHALA MAHA VIDYALAYA, PANNALA.	33	36	39	38	35	40	37	38	38	276	385	2903
HENDIYAGALA SRI RATHANAPALA M.V., SANDALANKAWA.	56	38	39	38	35	37	42	38	38	276	385	2903
RAHULA MAHA VIDYALAYA, WADUMUNNEGEDARA.	22	35	39	38	40	35	40	38	38	276	385	2903
WEWALA M.V., NAWATHALWATTA.	21	36	39	41	38	35	36	38	38	276	385	2903
LABBALA MAHA VIDYALAYA, LABBALA.	31	35	37	33	36	37	36	36	42	288	410	3083
PARANAGAMA M.V., GIRIULLA.	35	38	36	35	35	34	40	36	42	288	410	3083
UDAKEKULAWALA M.V., BUJJOMUWA.	20	35	33	31	33	39	35	34	44	292	422	3237
MEDAGAMPOLA GUNARATHANA M.V., ALAWWA.	47	33	32	28	31	34	35	32	45	294	426	3318
Total	3782											

* School Candidates (1st attempt)

School Performance Indices – G.C.E (O/L) Examination – 2017 (New Syllabus)

(Schools with 20 or more candidates)

Province | NORTH WESTERN
 District | KURUNEGALA
 Edu. Zone | IBBAGAMUWA

School	No of Candidates*	Performance Indices of Subjects						School Performance Index	Rank of the School			
		Religion	First Language	English	Science	Mathematics	History		Edu. Zone	District	Province	Island
IBBAGAMUWA M.M.V., IBBAGAMUWA.	287	74	73	73	77	73	74	74	1	2	2	26
AL ASHRAQ MUSLIM VIDYALAYA, AMBAKOTE.	46	59	64	60	62	60	64	62	2	16	22	183
HAMEEDIYA MUSLIM M.V., IBBAGAMUWA.	31	55	55	48	51	57	50	53	3	54	74	586
DODANGASLANDA RAJAKEEYA VIDYALAYA, RIDEEGAMA.	28	56	50	55	49	55	54	53	3	54	74	586
HUNUPOLA MAHA VIDYALAYA, HUNUPOLA.	27	54	51	44	57	53	53	52	5	63	85	690
THELAMBUGALLA MUSLIM MAHA VIDYALAYA, DODANGASLANDA.	22	62	55	53	45	46	50	52	5	63	85	690
KUMBUKGETE MADYA MAHA VIDYALAYA, KUMBUKGETE.	157	50	49	47	53	53	52	51	7	73	101	809
AN-NOOR CENTRAL COLLEGE, PANAGAMUWA.	93	60	54	53	47	44	44	50	8	91	123	943
SIR WILLIAM GOPALLAWA M.M.VIDYALAYA. GOKARELLA.	155	50	52	50	50	50	48	50	8	91	123	943
RAMBUKANDANA AL-HUDA MUSLIM VIDYALAYA. RIDEEGAMA.	34	51	56	51	48	46	50	50	8	91	123	943
UDANWITA MAHA VIDYALAYA, MELSIRIPURA.	48	47	49	51	48	49	48	49	11	113	151	1106
BULUWALA MAHA VIDYALAYA, BULUWALA.	39	54	44	42	54	46	46	48	12	132	177	1272
SRIMATH JOHN KOTALAWALA M.M.V., DODANGASLANDA.	132	48	46	48	51	51	45	48	12	132	177	1272
IBBAGAMUWA MODEL M.V., IBBAGAMUWA.	221	49	47	49	47	48	50	48	12	132	177	1272
WAYABA PRESIDENT VIDYALAYA, IBBAGAMUWA.	30	53	50	47	44	48	47	48	12	132	177	1272
KUMBUKWEWA MAHA VIDYALAYA, KUMBUKWEWA.	79	49	52	46	49	47	46	48	12	132	177	1272
OMARAGOLLA MAHA VIDYALAYA, VIA KURUNEGALA.	28	43	48	49	47	52	49	48	12	132	177	1272
RAMBADAGALLA MADHYA MAHA VIDYALAYA, RIDEEGAMA.	133	49	48	48	49	47	47	48	12	132	177	1272
KAWISIGAMUWA SRI GAMINI MADHYA MAHA VIDYALAYA MORATHIHA.	117	49	45	46	49	48	48	48	12	132	177	1272
DEVAPALA V., GOKARELLA.	35	47	47	53	46	47	45	48	12	132	177	1272
S.B. HERATH NATIONAL SCHOOL, NIKADALUPOTHA.	161	46	45	49	47	52	44	47	21	156	206	1436
GASSANDALUPOTHA MAHA VIDYALAYA, KUMBUKWEWA.	28	41	43	47	48	46	50	46	22	170	227	1605
NAMALANGA MAHA VIDYALAYA, MELSIRIPURA.	35	43	44	51	47	47	46	46	22	170	227	1605
PAHALA OGODAPOLA VIDYALAYA, PIHIMBUWA.	35	46	43	45	46	50	43	46	22	170	227	1605

* School Candidates (1st attempt)

School Performance Indices – G.C.E (O/L) Examination – 2017 (New Syllabus)

(Schools with 20 or more candidates)

Province	NORTH WESTERN
District	KURUNEGALA
Edu. Zone	IBBAGAMUWA

School	No of Candidates*	Performance Indices of Subjects						School Performance Index	Rank of the School			
		Religion	First Language	English	Science	Mathematics	History		Edu. Zone	District	Province	Island
RIDEEVIHARA MAHA VIDYALAYA, RIDEEGAMA.	57	47	44	48	43	45	45	45	25	186	248	1787
WEERA WALAGAMBA MAHA VIDYALAYA, MADURAGODA.	63	40	44	55	42	47	41	45	25	186	248	1787
PUSSELLA PRATHIRAJADEVA M.V., PUSSELLITENNA.	33	47	48	40	45	44	47	45	25	186	248	1787
SHASTRARAVINDA PIRIVENA,POLGOLLA, GOKARELLA.	53	47	43	49	45	41	47	45	25	186	248	1787
GONIGODA MAHA VIDYALAYA, PIHIMBUWA.	98	45	45	42	44	41	45	44	29	205	275	1987
PALLEYAYA SRI VIDYARAJA M.V., DODANGASLANDA.	47	42	46	41	43	47	44	44	29	205	275	1987
MEDAMULLA DE MEL MAHA VIDYALAYA, MELSIRIPURA.	232	44	46	42	42	41	42	43	31	226	306	2173
NABIRITTAWEWA MAHA VIDYALAYA, NIKADALUPOTHA.	58	46	44	44	40	44	40	43	31	226	306	2173
THAKSALA MAHA VIDYALAYA, MAHAMUKALANYAYA.	39	47	41	42	41	43	42	43	31	226	306	2173
WELGALA KANISHTA VIDYALAYA, NELLIYA.	28	43	38	40	41	43	38	41	34	256	348	2530
AL HIKMA MUSLIM MAHA VIDYALAYA, NIKADALUPOTHA.	20	43	34	47	36	39	42	40	35	266	366	2689
UDAKENDAWALA VIDYALAYA, MELSIRIPURA.	22	40	44	38	39	38	38	40	35	266	366	2689
DELWITA M.V., DELWITA.	28	41	41	29	34	35	40	37	37	282	396	2995
MADIGE MUSLIM MAHA VIDYALAYA, IBBAGAMUWA.	34	42	39	39	37	32	35	37	37	282	396	2995
POTUWAGONNA M.V., NIKADALUPOTHA.	30	44	37	32	29	37	41	37	37	282	396	2995
Total	2843											

* School Candidates (1st attempt)

School Performance Indices – G.C.E (O/L) Examination – 2017 (New Syllabus)

(Schools with 20 or more candidates)

Province	NORTH WESTERN
District	PUTTALAM
Edu. Zone	PUTTALAM

School	No of Candidates*	Performance Indices of Subjects						School Performance Index	Rank of the School			
		Religion	First Language	English	Science	Mathematics	History		Edu. Zone	District	Province	Island
ERUKKALAMPIDY MUSLIM V., PALAVI.	74	67	64	59	64	60	62	63	1	6	19	168
ANAMADUWA M.M.V., ANAMADUWA.	200	61	61	61	64	61	62	62	2	7	22	183
MUDALAKKULIYA VIJAYA VIDYALAYA, MUDALAKKULIYA.	26	53	48	61	68	61	58	58	3	10	35	298
PALLAMA NANDIMITRA MAHA VIDYALAYA, PALLAMA.	156	56	56	58	60	60	58	58	3	10	35	298
PUT/RISHAD BATHIUDEEN M.V., PALAVI.	50	53	52	62	59	56	52	56	5	13	46	383
KADAYAMOTTAI MUSLIM M.V., MADURANKULIYA.	69	60	52	51	59	49	56	55	6	15	52	441
PULUTHIVAYAL G.M. VIDYALAYA, PALAVI PUTTALAM.	22	60	56	51	64	48	53	55	6	15	52	441
ST. MARY'S TAMIL M.V., PUTTALAM.	33	62	56	58	54	50	47	55	6	15	52	441
FATHIMA BALIKA MAHA VIDYALAYA, PUTTALAM.	239	58	55	58	51	49	50	54	9	18	61	503
OMER FAROOK MAHA V., BATTULUOYA.	71	57	58	52	56	50	53	54	9	18	61	503
WATHUPOLA M.V., PALLAMA.	37	50	43	54	62	52	56	53	11	21	74	586
KOTTANTIVU MUSLIM M.V., KOTTANTIVU.	22	56	57	45	51	50	51	52	12	23	85	690
SRI RATHANAPALA MAHA VIDYALAYA, MAHAUSWEWA.	120	50	54	55	49	53	50	52	12	23	85	690
ST. ANDREW'S MADHYA MAHA VIDYALAYA, PUTTALAM.	110	51	49	53	52	56	53	52	12	23	85	690
VELASIYA GOVT. VIDYALAYA, MADURANKULIYA.	21	52	50	48	50	53	52	51	15	29	101	809
ULUKKAPALLAM MUSLIM.M.V., PUTTALAM.	103	55	53	47	52	50	48	51	15	29	101	809
ANANDA NATIONAL VIDYALAYA PUTTALAM.	98	49	51	48	49	49	51	50	17	33	123	943
KOTTUKACHCHIYA MAHA VIDYALAYA, KOTTUKACHCHIYA.	88	52	50	48	49	49	49	50	17	33	123	943
NAWAGATTEGAMA MAHA VIDYALAYA, NAWAGATTEGAMA.	72	48	46	45	57	50	52	50	17	33	123	943
UDAPPU TAMIL MAHA VIDYALAYA, UDAPPU.	37	55	49	46	45	52	50	50	17	33	123	943
KANAMOOLOI MUSLIM MAHA VIDYALAYA, MADURANKULIYA,	57	51	58	37	57	45	47	49	21	39	151	1106
MANALKUNDU MUSLIM VIDYALAYA. PUTTALAM.	58	51	59	50	44	46	42	49	21	39	151	1106

* School Candidates (1st attempt)

School Performance Indices – G.C.E (O/L) Examination – 2017 (New Syllabus)

(Schools with 20 or more candidates)

Province	NORTH WESTERN
District	PUTTALAM
Edu. Zone	PUTTALAM

School	No of Candidates*	Performance Indices of Subjects						School Performance Index	Rank of the School			
		Religion	First Language	English	Science	Mathematics	History		Edu. Zone	District	Province	Island
WIMALARATHNA KUMARAGAMA VIDYALAYA, ANAMADUWA.	29	49	47	49	50	50	51	49	21	39	151	1106
VIRUTHODAI M.M.VIDYALAYA, MADURANKULY.	40	50	51	40	50	57	48	49	21	39	151	1106
ANAMADUWA KANNANGARA ADARSHA K. VIDYALAYA. ANAMADUWA.	148	47	46	49	51	48	49	48	25	46	177	1272
ANDIMUNAI TAMIL MAHA VIDYALAYA, UDAPPU.	51	54	42	52	42	51	41	47	26	51	206	1436
PUTTALAM HINDU CENTRAL COLLEGE, PUTTALAM.	53	50	46	49	46	49	42	47	26	51	206	1436
INGINIMITIYA MAHA VIDYALAYA. INGINIMITIYA.	24	50	49	47	49	40	49	47	26	51	206	1436
LIHINIGIRI KANISHTA VIDYALAYA, ANDIGAMA.	29	55	53	36	45	44	47	47	26	51	206	1436
KOYAWADI M.M.V., NURAICHCHOLAI.	20	57	48	37	47	44	46	47	26	51	206	1436
ABDEEN G.M.M. SCHOOL PUTTALAM.	20	56	56	44	44	45	39	47	26	51	206	1436
AL AQSHA M.M.V., KALPITIYA.	138	49	48	47	43	43	47	46	32	58	227	1605
KIVULAKELE MAHA VIDYALAYA, KOTTUKACHCHIYA.	57	45	49	43	50	46	41	46	32	58	227	1605
PALAVI GOVT. SINHALA VIDYALAYA, PALAVIYA.	48	44	44	49	45	46	48	46	32	58	227	1605
ZAHIRA JATIKA V., PUTTALAM.	173	44	49	50	46	45	42	46	32	58	227	1605
KELEWEWA VIJAYA VIDYALAYA, IHALA KURUKETIYAWA.	22	46	49	39	43	44	47	45	36	63	248	1787
POTTUWILLUWA MAHA VIDYALAYA, PALAVIYA.	21	46	47	47	42	40	50	45	36	63	248	1787
THARAKUDIVILLU MUSLIM MAHA VIDYALAYA, ANGUNAVIL.	21	46	47	48	43	42	41	45	36	63	248	1787
VIDYA CHAKRAWARTHI MAHA VIDYALAYA, IHALA PULIYANKULAMA.	37	45	44	42	45	50	46	45	36	63	248	1787
NORAICHOLAI M.M.VIDYALAYA, NORAICHOLAI.	64	46	48	47	41	43	38	44	40	71	275	1987
KANDALKULIYA MUSLIM M.V., KANDAKULIYA.	41	43	49	48	42	43	40	44	40	71	275	1987
U.B.JAYASURIYA M.V., SIYAMBALAGASHENA.	39	43	47	40	42	51	40	44	40	71	275	1987

* School Candidates (1st attempt)

School Performance Indices – G.C.E (O/L) Examination – 2017 (New Syllabus)

(Schools with 20 or more candidates)

Province	NORTH WESTERN
District	PUTTALAM
Edu. Zone	PUTTALAM

School	No of Candidates*	Performance Indices of Subjects						School Performance Index	Rank of the School			
		Religion	First Language	English	Science	Mathematics	History		Edu. Zone	District	Province	Island
THIGALI M.M.V., ETHALAI.	90	45	47	43	46	43	41	44	40	71	275	1987
MUNDALAMA SINHALA MAHA VIDYALAYA, MUNDALAMA.	94	53	41	44	41	42	39	43	44	81	306	2173
POOLCHENAI M.M.V., NURICHOLAI.	26	48	50	43	37	40	40	43	44	81	306	2173
MADAWAKKULAM M.M.VIDYALAYA, ANDIGAMA.	62	46	44	45	39	37	43	42	46	85	328	2346
SALIYA MODEL M.V., SALIYAWEWA JUNCTION.	86	41	48	35	44	43	41	42	46	85	328	2346
VILPOTHA ANURA MAHA VIDYALAYA, CHILAW.	87	45	41	38	42	43	45	42	46	85	328	2346
MAMPURI R.C.S.T. M.V., MAMPURI.	77	50	47	37	35	41	33	41	49	93	348	2530
THABBOWA M.V., THABBOWA.	43	40	48	37	40	41	38	41	49	93	348	2530
THALAWILA ST. ANNE'S M.V., THALAWILA CHURCH.	70	46	41	39	38	42	39	41	49	93	348	2530
THILLAIYADI MUSLIM MAHA VIDYALAYA, PUTTALAM.	84	44	44	41	43	37	36	41	49	93	348	2530
ANDIGAMA MAHA VIDYALAYA, ANDIGAMA.	65	41	39	45	36	41	39	40	53	101	366	2689
BANDARANAYAKAPURA ADARSHA M.V., PUTTALAM.	108	39	41	34	40	40	40	39	54	103	373	2808
VEPPAMADU M.M. VIDYALAYA. PUTTALAM.	43	44	36	42	35	40	38	39	54	103	373	2808
GALAWEWA MAHA VIDYALAYA, IHALA PULIYANKULAMA.	38	41	40	31	43	35	38	38	56	110	385	2903
NIRMALAMATHA SINHALA M.V., KALPITIYA.	92	41	40	38	31	42	33	38	56	110	385	2903
SIRAMBIADIYA VIDYALAYA, PUTTALAM.	25	38	34	37	37	44	39	38	56	110	385	2903
KANDALAYA MAHA VIDYALAYA, KOTTANTIVU.	42	43	39	38	26	37	36	37	59	115	396	2995
KARAITHIVU MUSLIM M.V., PUTTALAM.	52	43	45	30	36	37	33	37	59	115	396	2995
KARUWALAGASWEWA RAJAYE VIDYALAYA, KARUWALAGASWEWA.	37	32	38	39	38	38	35	37	59	115	396	2995
PALAKUDAWA ST' PETER'S SINHALA VIDYALAYA, THALAWILA CHURCH.	32	45	38	31	38	35	37	37	59	115	396	2995
PALLIVASALTHURAI M.M.VIDYALAYA, PALLIVASALTHURAI.	86	37	39	37	38	37	35	37	59	115	396	2995
ATTAWILLUWA MEDHANANDA GOVT. V., PUTTALAM.	22	36	35	35	40	37	34	36	64	123	410	3083
MADURANKULIYA MAHA VIDYALAYA, MADURANKULIYA.	83	38	40	33	35	37	33	36	64	123	410	3083
KALPITTY G.R.C.T. VIDYALAYA, KALPITIYA.	21	41	40	29	29	37	35	35	66	126	415	3160

* School Candidates (1st attempt)

School Performance Indices – G.C.E (O/L) Examination – 2017 (New Syllabus)

(Schools with 20 or more candidates)

Province	NORTH WESTERN
District	PUTTALAM
Edu. Zone	PUTTALAM

School	No of Candidates*	Performance Indices of Subjects						School Performance Index	Rank of the School			
		Religion	First Language	English	Science	Mathematics	History		Edu. Zone	District	Province	Island
KANDATHODUWAWA M.V., MADURANKULIYA.	44	45	32	29	35	35	31	35	66	126	415	3160
WENDAKADUWA GOVT. VIDYALAYA, PALLAMA.	21	36	38	36	38	31	32	35	66	126	415	3160
SANGATTIKULAMA SINHALA K.V., ANAMADUWA.	22	36	39	30	32	34	35	34	69	131	422	3237
ALANKUDA MUSLIM M.V., ETTALAI.	75	36	37	32	32	33	29	33	70	132	425	3287
DALUWA ST. ANTHONY'S M.V., MAMPURI.	51	38	32	27	33	34	27	32	71	133	426	3318
KADAYAMOTTE GOVT. SINHALA VIDYALAYA, MADURANKULIYA.	28	36	34	28	26	36	30	32	71	133	426	3318
KANDAKULIYA ST. SEBESTIAN GOVT. SINHALA VIDYALAYA, KANDAKULIYA.	24	34	28	26	24	26	18	26	73	136	430	3411
Total	4568											

* School Candidates (1st attempt)

School Performance Indices – G.C.E (O/L) Examination – 2017 (New Syllabus)

(Schools with 20 or more candidates)

Province	NORTH WESTERN
District	PUTTALAM
Edu. Zone	CHILAW

School	No of Candidates*	Performance Indices of Subjects						School Performance Index	Rank of the School			
		Religion	First Language	English	Science	Mathematics	History		Edu. Zone	District	Province	Island
WENNAPPUWA HOLY FAMILY BALIKA VIDYALAYA, WENNAPPUWA.	264	72	72	72	68	69	68	70	1	1	4	53
DANKOTUWA B.M.V., DANKOTUWA.	167	67	66	65	63	63	67	65	2	2	11	126
DHAMMISSARA MADHYA MAHA VIDYALAYA, NATTANDIYA.	325	62	66	67	67	63	66	65	2	2	11	126
JOSEPH VAZ COLLEGE, WENNAPPUWA.	312	59	59	68	68	64	64	64	4	4	15	145
KIRIMETIYANA BAUDDHA BALIKA VIDYALAYA, LUNUWILA.	116	67	69	60	61	62	63	64	4	4	15	145
ANANDA NATIONAL VIDYALAYA , CHILAW.	262	60	59	63	65	62	62	62	6	7	22	183
HOLY FAMILY BALIKA M.M.V., MARAWILA.	154	63	69	61	59	56	56	61	7	9	25	208
SENANAYAKA M.M.V., MADAMPE.	148	57	56	60	57	59	61	58	8	10	35	298
CARMEL BALIKA M.M.V., CHILAW.	216	56	54	61	55	53	54	56	9	13	46	383
LURDU MAHA VIDYALAYA, NATTANDIYA.	86	51	56	56	54	54	53	54	10	18	61	503
LUNUWILA ANURUDDHA M.M.V., LUNUWILA.	118	56	55	51	54	48	51	53	11	21	74	586
NAZRIYA MUSLIM M.V., CHILAW.	63	54	46	60	51	48	52	52	12	23	85	690
KATUKENDA SRI SANGABODHI M.M.V., DANKOTUWA.	148	48	49	54	54	53	53	52	12	23	85	690
ST. XAVIER'S MODEL M.M.V., MARAWILA.	121	48	54	54	50	54	49	52	12	23	85	690
HALDANDUWANA ROMAN CATHALIC SCHOOL, DANKOTUWA.	24	57	56	48	53	43	50	51	15	29	101	809
JANADHIPATHI VIDYALAYA, NATTANDIYA.	86	48	51	53	52	51	53	51	15	29	101	809
ST. BENADICT'S V., MUGUNUWATAWANA.	54	51	49	44	53	47	55	50	17	33	123	943
ST. BERNADETTE'S T.M.V., CHILAW.	30	50	49	55	48	50	48	50	17	33	123	943
AL-HIRA MAHA VIDYALAYA, IHALA KOTTARAMULLA.	85	58	46	52	49	47	44	49	19	39	151	1106
KARUKKUWA SUGATHANANDA MAHA VIDYALAYA, MADAMPE.	134	48	49	49	47	50	50	49	19	39	151	1106
NARAWILA SRI GUNARATANA MAHA VIDYALAYA, KOSWATTA.	34	53	50	42	48	48	51	49	19	39	151	1106
HELAMBAWATAWANA MAHA VIDYALAYA, NALLADARANKATTUWA.	76	49	53	49	46	44	44	48	22	46	177	1272
MELLAWA KANISHTA VIDYALAYA, LIHIRIYAGAMA.	32	43	46	48	50	52	47	48	22	46	177	1272
SRI SEELANANDA MAHA VIDYALAYA, KOSWATTA.	22	44	52	49	44	52	49	48	22	46	177	1272

* School Candidates (1st attempt)

School Performance Indices – G.C.E (O/L) Examination – 2017 (New Syllabus)

(Schools with 20 or more candidates)

Province | NORTH WESTERN
District | PUTTALAM
Edu. Zone | CHILAW

School	No of Candidates*	Performance Indices of Subjects						School Performance Index	Rank of the School			
		Religion	First Language	English	Science	Mathematics	History		Edu. Zone	District	Province	Island
ST. MARTIN DE PORAES VIDYALAYA, WENNAPPUWA.	41	53	50	50	47	43	45	48	22	46	177	1272
ST. SEBASTIAN M.M.V. KATUNERIYA.	176	47	50	50	43	48	45	47	26	51	206	1436
MAHAWEWA SRI DHARMARAMA MAHA VIDYALAYA, MAHAWEWA.	34	40	47	44	40	54	52	46	27	58	227	1605
MEDAGAMA ABHAYA ADARSHA MAHA VIDYALAYA, PANIRENDAWA.	130	46	46	44	46	45	45	45	28	63	248	1787
ST. REETA M.V., WENNAPPUWA.	44	47	50	44	38	41	50	45	28	63	248	1787
WEKADA MAHA VIDYALAYA, YOGIYANA.	91	44	47	42	47	45	42	45	28	63	248	1787
WIJAYA KATUPOTHA MAHA VIDYALAYA, CHILAW.	41	44	51	40	46	48	40	45	28	63	248	1787
KIRIMETIYANA SRI DHARMARAMA KANISHTA V., LUNUWILA.	57	44	41	41	43	43	49	44	32	71	275	1987
SAWARANA MUSLIM VIDYALAYA, CHILAW.	24	53	45	48	38	42	37	44	32	71	275	1987
SINDATHRIYA SIDU KUMARIMUSU VIDYALAYA, WAIKKALA.	20	46	49	45	41	39	43	44	32	71	275	1987
VIJAYA VIDYALAYA, CHILAW.	67	41	39	42	45	46	50	44	32	71	275	1987
WALAHAPITIYA MAHA VIDYALAYA, NATTANDIYA.	44	43	46	41	44	45	45	44	32	71	275	1987
BORALESSA ST. ANNE'S M.V., LUNUWILA.	41	49	41	42	47	44	43	44	32	71	275	1987
MANAKKULAMA K.VIDYALAYA, KAKKAPALLIYA.	25	41	43	40	47	45	42	43	38	81	306	2173
ST. MARY'S BOYS COLLEGE., CHILAW.	217	41	39	50	44	44	41	43	38	81	306	2173
DHAMMALOKA VIDYALAYA, ADIPPALA.	24	43	42	40	44	36	45	42	40	85	328	2346
ST. PETER'S K. VIDYALAYA, AMBAKANDAWILA.	32	40	44	39	51	35	44	42	40	85	328	2346
PANKULAWA MAHA VIDYALAYA, NALLADARANKATTUWA.	32	39	52	36	39	48	38	42	40	85	328	2346
POTUWATAWANA SRI JINARATHANA MAHA VIDYALAYA,POTUWATAWANA.	50	43	40	40	49	40	42	42	40	85	328	2346
THAMBARAVILA RAJAYE VIDYALAYA, WAIKKALA.	23	40	35	45	46	43	40	42	40	85	328	2346
G.C.S. COREA M.V., CHILAW.	35	39	43	39	36	38	49	41	45	93	348	2530
GONSAL VAZ MAHA VIDYALAYA, WAIKKALA.	38	46	39	43	39	38	39	41	45	93	348	2530
HERATH GUNARATHNA M.V., GALMURUWA.	43	42	54	36	38	35	41	41	45	93	348	2530
RAJAKADALUWA K. VIDYALAYA. RAJAKADALUWA.	20	40	42	40	43	35	43	41	45	93	348	2530

* School Candidates (1st attempt)

School Performance Indices – G.C.E (O/L) Examination – 2017 (New Syllabus)

(Schools with 20 or more candidates)

Province	NORTH WESTERN
District	PUTTALAM
Edu. Zone	CHILAW

School	No of Candidates*	Performance Indices of Subjects						School Performance Index	Rank of the School			
		Religion	First Language	English	Science	Mathematics	History		Edu. Zone	District	Province	Island
THODUWAWA ST.ANTHONY'S NAVODYA MAHA VIDYALAYA.THODUWAWA.	55	45	45	37	35	43	36	40	49	101	366	2689
BANGADENIYA MAHA VIDYALAYA, BANGADENIYA.	70	40	44	35	35	37	43	39	50	103	373	2808
BATTULUOYA MAHA VIDYALAYA, BATTULUOYA.	27	39	40	39	33	46	37	39	50	103	373	2808
C.W.W. KANNANGARA M. VIDYALAYA, MUGUNUWATAWANA.	42	39	36	36	39	41	44	39	50	103	373	2808
NAINAMADAMA MAHA VIDYALAYA, NAINAMADAMA.	33	39	39	37	36	42	41	39	50	103	373	2808
ST.ANNE'S PRIMARY VIDYALAYA. LUNUWILA.	37	45	36	35	40	43	36	39	50	103	373	2808
AL-MISBAH MAHA VIDYALAYA, MADAMPE.	38	44	35	46	35	36	33	38	55	110	385	2903
AMBAKANDAWILA ST. ROCHES K.V., CHILAW.	31	39	37	39	40	38	32	38	55	110	385	2903
MARAWILA BOY'S JUNIOR SCHOOL, MARAWILA.	48	36	42	35	35	38	38	37	57	115	396	2995
ST. SEBASTIAN'S V., MADAMPE.	33	37	42	33	37	35	38	37	57	115	396	2995
YATAKALANA DHARMAWIJAYA K.V., MUTTIBENDIWILA.	31	38	37	31	40	34	39	37	57	115	396	2995
MUDUKATUWA SUMANADHAMMA MAHA VIDYALAYA, MARAWILA.	22	33	46	36	28	38	37	36	60	123	410	3083
EGODAWELLA ST. SEBASTIAN'S VIDYALAYA, CHILAW.	28	40	28	33	35	40	31	35	61	126	415	3160
HATHTHINIYA GOVT. MODEL SCHOOL, MARAWILA.	33	43	39	35	28	24	41	35	61	126	415	3160
DEMATAPITIYA K. VIDYALAYA, LUNUWILA.	20	32	33	31	25	31	29	30	63	135	429	3378
Total	4974											

* School Candidates (1st attempt)

School Performance Indices - G.C.E. (O/L) Examination – 2017 (New Syllabus)

(Schools with 20 or more candidates)

NORTH CENTRAL PROVINCE

School Performance Indices – G.C.E (O/L) Examination – 2017 (New Syllabus)

(Schools with 20 or more candidates)

Province | NORTH CENTRAL
 District | ANURADHAPURA
 Edu. Zone | ANURADHAPURA

School	No of Candidates*	Performance Indices of Subjects						School Performance Index	Rank of the School			
		Religion	First Language	English	Science	Mathematics	History		Edu. Zone	District	Province	Island
ANURADHAPURA M.M.V., ANURADHAPURA.	464	73	76	77	77	75	73	75	1	1	1	19
SWARNAPALI BALIKA MAHA VIDYALAYA, ANURADHAPURA.	311	65	70	64	64	61	63	65	2	3	3	126
ZAHIRA MAHA VIDYALAYA, ANURADHAPURA.	92	57	60	58	63	58	64	60	3	6	7	239
WALISINGHE HARISCHANDRA MAHA VIDYALAYA, ANURADHAPURA.	584	54	58	59	56	56	57	57	4	7	11	348
ST. JOSEPH MAHA VIDYALAYA, ANURADHAPURA.	181	48	51	60	58	55	55	55	5	9	13	441
SRI RAHULA VIDYALAYA, ANURADHAPURAYA.	24	44	45	78	58	50	50	54	6	12	19	503
NIWATTHAKA CHETHIYA MAHA VIDYALAYA, ANURADHAPURA.	409	51	54	53	53	53	55	53	7	21	28	586
VIDYADARSHA MAHA VIDYALAYA, NOCHCHIYAGAMA.	246	52	51	51	52	52	53	52	8	25	35	690
SALIYAMALA VIDYALAYA, PEMADUWA.	33	50	48	48	54	50	56	51	9	31	43	809
VIHARA BULANKULAMA VIDYALAYA, VIHARA PALUGAMA.	22	50	51	46	50	52	56	51	9	31	43	809
AN-NOOR MAHA VIDYALAYA, WAHAMALGOLLEWA.	55	47	45	53	50	50	52	50	11	39	54	943
THAKSHILA MAHA VIDYALAYA, ANURADHAPURA.	48	48	51	47	54	48	54	50	11	39	54	943
NACHCHADUWA MUSLIM MAHA VIDYALAYA, NACHCHADUWA.	50	56	47	42	49	44	47	48	13	50	71	1272
SRI DUTUGEMUNU M.V., NOCHCHIYAGAMA.	82	48	46	46	48	47	48	47	14	60	85	1436
DEEPANI MAHA VIDYALAYA, ANURADHAPURA.	99	45	51	49	45	44	50	47	14	60	85	1436
KUDANELUBEWA GAMUNU MAHA VIDYALAYA, ANURADHAPURA.	66	43	44	47	47	45	47	46	16	67	94	1605
PUSIYANKULAMA MAHA VIDYALAYA, ELAYAPATTUWA.	54	43	53	43	44	43	48	46	16	67	94	1605
VIVEKANANTHA T.M.V., ANURADHAPURA.	22	47	51	47	48	45	35	46	16	67	94	1605
DUNUPOTHAGAMA VIDYALAYA, NOCHCHIYAGAMA.	37	46	41	47	43	45	46	45	19	78	110	1787
WIJAYARAJA MAHA VIDYALAYA, MEDAWACHCHIYA.	43	46	43	37	46	43	52	45	19	78	110	1787
MANKADAWALA MAHA VIDYALAYA, SALIYAPURA.	67	40	40	44	45	43	49	44	21	92	127	1987
PANIYANKADAWALA MAHA VIDYALAYA, SALIYAPURA.	22	47	53	40	40	41	41	44	21	92	127	1987
PERIMIYANKULAMA ASOKA MAHA VIDYALAYA, ANURADHAPURA.	47	40	47	47	42	44	43	44	21	92	127	1987
POTHANAGAMA VIDYALAYA, ANURADHAPURA.	23	46	41	45	43	43	45	44	21	92	127	1987

* School Candidates (1st attempt)

School Performance Indices – G.C.E (O/L) Examination – 2017 (New Syllabus)

(Schools with 20 or more candidates)

Province | NORTH CENTRAL
District | ANURADHAPURA
Edu. Zone | ANURADHAPURA

School	No of Candidates*	Performance Indices of Subjects						School Performance Index	Rank of the School			
		Religion	First Language	English	Science	Mathematics	History		Edu. Zone	District	Province	Island
RAMBEWA M.V., RAMBEWA.	166	46	44	40	44	45	46	44	21	92	127	1987
KEDE KALLANCHIYA MAHA VIDYALAYA, ANURADHAPURA.	26	40	46	37	43	43	46	43	26	108	145	2173
MAHA BULANKULAMA MAHA VIDYALAYA, ANURADHAPURA.	59	44	47	39	44	41	44	43	26	108	145	2173
MAHAVILACHCHIYA SIDDHARTHA MAHA VIDYALAYA, PEMADUWA.	72	38	45	44	41	39	46	42	28	118	163	2346
SANGILIKANADARAWA VIDYALAYA, MEDAWACHCHIYA.	50	42	44	43	42	37	41	42	28	118	163	2346
SIYAMBALAGASWEWA MEDAGAMA VIDYALAYA, PARASANGAHAWEWA.	30	43	48	38	40	37	43	42	28	118	163	2346
KALATTEWA MAHA VIDYALAYA, ANURADHAPURA.	63	42	41	37	43	40	44	41	31	126	174	2530
KALUWILA SENA MAHA VIDYALAYA, HIDOGAMA.	111	40	42	38	40	41	43	41	31	126	174	2530
MAHA KASAYAPA VIDYALAYA ELAYAPATTUWA.	21	48	38	37	39	36	46	41	31	126	174	2530
RATHMALE TISSA MAHA VIDYALAYA, SRAWASTHIPURA.	50	40	44	39	40	44	40	41	31	126	174	2530
SUCHARITHAGAMA VIDYALAYA, ANURADHAPURA.	28	42	46	41	36	37	43	41	31	126	174	2530
NACHCHADUWA SINHALA MAHA VIDYALAYA, ANURADHAPURA.	36	43	44	37	37	33	48	40	36	136	190	2689
SRI VIMALAGNANA M.V., ANURADHAPURA.	26	42	47	36	39	37	38	40	36	136	190	2689
VIDYARTHA M.V., PAHALAMARAGAHAWEWA.	45	43	43	37	36	38	40	40	36	136	190	2689
ALUTHWEWA KUMARA VIDYALAYA, SRAWASTHIPURA.	34	35	39	41	38	37	40	38	39	146	212	2903
KEDEWA VIDYALAYA, ANURADHAPURA.	22	35	38	31	42	42	42	38	39	146	212	2903
SALIYAPURA VIDYALAYA, SALIYAPURA.	29	38	44	32	39	39	36	38	39	146	212	2903
K.B. RATHNAYAKE MAHA VIDYALAYA, ANURADHAPURA.	53	38	41	38	33	36	38	37	42	152	222	2995
KARUKKANKULAMA VIJAYABA V., ANURADHAPURA.	26	35	36	34	37	37	45	37	42	152	222	2995
DEVANAMPIYATISSA M.V., ANURADHAPURA.	32	34	37	45	34	31	33	36	44	155	226	3083
ELAYAPATTUWA M. VIDYALAYA, ELAYAPATTUWA.	39	41	38	33	33	35	38	36	44	155	226	3083
IHALA KEDITOKKUWA VIDYALAYA, PAHALA HALMILLEWA.	24	34	38	39	36	33	37	36	44	155	226	3083
MANARUL ULOOM MAHA VIDYALAYA, GAMBIRIGASWEWA.	59	40	39	35	34	36	32	36	44	155	226	3083
THAMBIYAWA DHARMAPALA VIDYALAYA, THANTIRIMALE.	33	38	39	35	35	31	36	36	44	155	226	3083

* School Candidates (1st attempt)

School Performance Indices – G.C.E (O/L) Examination – 2017 (New Syllabus)

(Schools with 20 or more candidates)

Province	NORTH CENTRAL
District	ANURADHAPURA
Edu. Zone	ANURADHAPURA

School	No of Candidates*	Performance Indices of Subjects						School Performance Index	Rank of the School			
		Religion	First Language	English	Science	Mathematics	History		Edu. Zone	District	Province	Island
VIDUARUNA MAHA VIDYALAYA, RANORAWA.	31	35	37	26	31	35	45	35	49	163	235	3160
VIDYALOKA MAHA VIDYALAYA, AMBAGAHAWEWA.	20	35	36	30	26	33	37	33	50	169	243	3287
ADAMPANE SUDARSHANA MAHA VIDYALAYA, NOCHCHIYAGAMA.	29	31	31	31	27	31	37	31	51	172	246	3356
NOCHCHIYAGAMA AL-HIKMA MAHA VIDYALAYA NOCHCHIYAGAMA.	31	29	24	30	21	26	19	25	52	174	248	3414
Total	4326											

School Performance Indices – G.C.E (O/L) Examination – 2017 (New Syllabus)

(Schools with 20 or more candidates)

Province	NORTH CENTRAL
District	ANURADHAPURA
Edu. Zone	TAMBUGGAMA

School	No of Candidates*	Performance Indices of Subjects						School Performance Index	Rank of the School			
		Religion	First Language	English	Science	Mathematics	History		Edu. Zone	District	Province	Island
SRI SIDDARTHA MADHYA MAHA VIDYALAYA, EPPAWALA.	205	52	54	53	53	52	56	53	1	21	28	586
GALNEWA M.M.V, GALNEWA.	247	51	52	50	51	53	50	51	2	31	43	809
RAJANGANAYA YAYA 13/14 MAHASEN MAHA VIDYALAYA, KALAOYA.	165	49	52	52	50	50	50	51	2	31	43	809
SUBODHI MAHA VIDYALAYA, KIRALOGAMA.	48	42	49	51	51	51	48	49	4	43	61	1106
RAJANGANAYA YAYA 5 MAHA VIDYALAYA, ANGAMUWA.	89	48	51	45	53	50	49	49	4	43	61	1106
THAMBUTTEGAMA M.M.V., THAMBUTTEGAMA.	389	48	51	48	50	52	47	49	4	43	61	1106
RAJANGANAYA YAYA 10 HARISCHANDRA M.V., MARAGAHAWEWA.	58	51	47	45	46	48	49	48	7	50	71	1272
MAKULEWA M.V., HURIGASWEWA.	109	50	48	43	45	45	47	46	8	67	94	1605
THALAWA MAHA VIDYALAYA, TALAWA.	179	44	48	45	46	48	42	46	8	67	94	1605
IHALA HALMILLEWA VIDYALAYA, EPPAWALA.	50	51	47	40	41	40	48	45	10	78	110	1787
PAHALA TALAWA VIDYALAYA, TALAWA.	20	43	45	38	47	44	51	45	10	78	110	1787
RAJANGANAYA YAYA 15 VIDYALAYA, PAHALA MARAGAHAWEWA.	26	52	47	37	44	42	48	45	10	78	110	1787
ANGAMUWA YAYA 6 MAHA VIDYALAYA, ANGAMUWA.	42	44	50	38	44	42	45	44	13	92	127	1987
MAHABELLANKADAWALA VIDYALAYA, TALAWA.	56	46	49	41	40	41	45	44	13	92	127	1987
NABADAWEWA SRI SUMANGALA MAHA VIDYALAYA, EPPAWALA.	63	38	49	49	40	43	45	44	13	92	127	1987
IHALA BULNEWA VIDYALAYA, GALNEWA.	22	42	43	36	44	37	41	41	16	126	174	2530
THELHIRIYAWA VIDYALAYA, THAMBUTTEGAMA.	59	41	44	35	37	44	46	41	16	126	174	2530
HURIGASWEWA VIDYALAYA, MEEGALEWA.	26	40	39	32	39	38	47	39	18	141	203	2808
KAGAMA YAYA 9 MAHA VIDYALAYA, KATIYAWA.	42	41	40	34	36	41	40	39	18	141	203	2808
RAJANGANAYAYA YAYA 8 SRI RAHULA V., RAJANGANAYA.	32	43	41	34	38	41	39	39	18	141	203	2808
KALANKUTTIYA M.V., KALANKUTTIYA.	51	37	41	36	40	42	35	39	18	141	203	2808
HALMILLEWA SIRI SEEWALIE VIDYALAYA, SENAPURA.	29	41	43	35	36	36	38	38	22	146	212	2903
MUDUNEGAMA VIDYALAYA, TALAWA.	53	39	44	32	37	39	32	37	23	152	222	2995
POTHIYAGAMA MAITHRI VIDYALAYA, THAMBUTTEGAMA.	28	44	35	37	33	33	35	36	24	155	226	3083
SIRIMAPURA MAHA VIDYALAYA, THAMBUTTEGAMA.	57	34	40	35	33	33	39	36	24	155	226	3083
Total	2145											

* School Candidates (1st attempt)

School Performance Indices – G.C.E (O/L) Examination – 2017 (New Syllabus)

(Schools with 20 or more candidates)

Province	NORTH CENTRAL
District	ANURADHAPURA
Edu. Zone	KEKIRAWA

School	No of Candidates*	Performance Indices of Subjects						School Performance Index	Rank of the School			
		Religion	First Language	English	Science	Mathematics	History		Edu. Zone	District	Province	Island
KEKIRAWA M.M.V., KEKIRAWA.	304	74	76	76	76	71	73	74	1	2	2	26
GANTIRIYAGAMA MAHINDA M.V., IPALOGAMA.	180	53	57	57	53	52	53	54	2	12	19	503
KALAWEWA MUSLIM MADYA MAHA VIDYALAYA, VIJITHAPURA.	47	51	57	56	58	52	49	54	2	12	19	503
KEKIRAWA MUSLIM MAHA VIDYALAYA, KEKIRAWA.	30	60	58	59	49	46	52	54	2	12	19	503
MAHA ELAGAMUWA VIDYALAYA, KEKIRAWA.	23	56	52	52	53	56	55	54	2	12	19	503
ST. ANTHONY'S V., MURIYAKADAWALA.	25	60	51	50	46	52	54	52	6	25	35	690
MADATUGAMA SRI REWATHA M.V., MADATUGAMA.	55	50	51	49	49	49	45	49	7	43	61	1106
RANAJAYAPURA MAHA VIDYALAYA IPALOGAMA.	43	47	48	48	49	48	51	49	7	43	61	1106
THIRAPPANE MAHANAMA MAHA VIDYALAYA, THIRAPPANE.	82	49	47	48	46	49	47	48	9	50	71	1272
WALAGAMBAHUWA MAHA VIDYALAYA, MARADANKADAWALA.	31	51	47	45	48	48	48	48	9	50	71	1272
VIDYARTHA MAHA VIDYALAYA, KEKIRAWA.	199	47	47	50	46	45	49	47	11	60	85	1436
KADADUGAMA JAYA MUSLIM M.V., PUBBOGAMA.	59	49	50	43	48	43	45	46	12	67	94	1605
LABUNORUWA MAHA VIDYALAYA, MARADANKADAWALA.	36	48	48	41	50	41	48	46	12	67	94	1605
KALUGALA VIDYALAYA, BAMBARAGASWEWA.	20	48	47	37	47	45	50	46	12	67	94	1605
BUDUGEHINNA MAHA VIDYALAYA, DEWAHUWA.	44	48	44	43	44	43	47	45	15	78	110	1787
DAMMADINNA M.V., GALKULAMA.	42	43	48	44	45	44	43	45	15	78	110	1787
HABARANA MAHA VIDYALAYA, HABARANA.	145	44	42	43	48	45	45	45	15	78	110	1787
KANDALAMA PALLEGAMA MAHA VIDYALAYA, KITHULHITIYAWA.	59	49	43	42	43	41	50	45	15	78	110	1787
KEKIRAWA BASTIAN SILVA M. VIDYALAYA, KEKIRAWA.	176	48	45	44	41	43	46	45	15	78	110	1787
MURUNGAHITIKANDA VIDYALAYA, MADATUGAMA.	23	47	46	38	46	46	45	45	15	78	110	1787
ANDIYAGALA NAVODYA MAHA VIDYALAYA, ANDIYAGALA.	90	49	46	41	42	45	42	44	21	92	127	1987
ETHUNGAMA GEMUNU MAHA VIDYALAYA, THIRAPPANE.	21	41	44	47	42	41	50	44	21	92	127	1987
KARAMBEWA MAHA VIDYALAYA, KALAKARAMBEWA.	36	41	43	42	43	51	46	44	21	92	127	1987
PALAGALA M.V., PALAGALA.	42	50	45	42	39	40	43	43	24	108	145	2173

* School Candidates (1st attempt)

School Performance Indices – G.C.E (O/L) Examination – 2017 (New Syllabus)

(Schools with 20 or more candidates)

Province	NORTH CENTRAL
District	ANURADHAPURA
Edu. Zone	KEKIRAWA

School	No of Candidates*	Performance Indices of Subjects						School Performance Index	Rank of the School			
		Religion	First Language	English	Science	Mathematics	History		Edu. Zone	District	Province	Island
PALUGASWEWA MAHA VIDYALAYA, PALUGASWEWA.	49	42	41	45	41	46	41	43	24	108	145	2173
VIJITHAPURA MAHA VIDYALAYA, WIJITHAPURA.	61	44	46	40	37	47	43	43	24	108	145	2173
DAMBULU HALMILLAWEWA ADARSHA VIDUHALA, KEKIRAWA.	35	44	45	41	35	45	39	42	27	118	163	2346
NEGAMA MUSLIM MAHA VIDYALAYA, NEGAMPAHA.	36	41	49	41	40	37	41	42	27	118	163	2346
GALKIRIYAGAMA M.M.V., GALKIRIYAGAMA.	99	44	43	42	43	41	40	42	27	118	163	2346
GANEWALPOLA MUSLIM MAHA VIDYALAYA, GANEWALPOLA.	41	46	44	43	37	33	40	41	30	126	174	2530
MANERUWA MAHA VIDYALAYA, NEGAMPAHA.	28	40	40	36	44	38	36	39	31	141	203	2808
KALLANCHIYAGAMA ARAFA MUSLIM VIDYALAYA, KAGAMA.	20	39	41	45	34	32	39	38	32	146	212	2903
MAHA ILUPPALLAMA MAHA VIDYALAYA, MAHA ILUPPALLAMA.	30	37	37	36	36	39	42	38	32	146	212	2903
MARADANKADAWALA SRI RAHULA MAHA VIDYALAYA, MARADANKADAWALA	45	34	35	38	36	33	34	35	34	163	235	3160
SRI PEMANANDA VIDYARATHNA PIRIVENA, MADATUGAMA.	24	34	33	30	33	34	33	33	35	169	243	3287
Total	2280											

* School Candidates (1st attempt)

School Performance Indices – G.C.E (O/L) Examination – 2017 (New Syllabus)

(Schools with 20 or more candidates)

Province | NORTH CENTRAL
District | ANURADHAPURA
Edu. Zone | GALENBINDUNUWEWA

School	No of Candidates*	Performance Indices of Subjects						School Performance Index	Rank of the School			
		Religion	First Language	English	Science	Mathematics	History		Edu. Zone	District	Province	Island
KAHATAGASDIGILIYA MUSLIM MAHA VIDYALAYA,KAHATAGASDIGILIYA.	37	59	59	60	74	64	67	64	1	4	4	145
RATHMALGAHAWEWA MAHA VIDYALAYA, RATHMALGAHAWEWA.	38	57	54	47	59	69	56	57	2	7	11	348
MUKKIRIYAWA MUSLIM V., KAHATAGASDIGILIYA.	34	53	59	46	58	54	55	54	3	12	19	503
RANPATHWILA MAHA VIDYALAYA, KAHATAGASDIGILIYA.	65	58	49	47	55	56	57	54	3	12	19	503
DUTUWEWA MAHA VIDYALAYA, DUTUWEWA.	73	52	56	48	57	52	54	53	5	21	28	586
THURUKKARAGAMA MUSLIM VIDYALAYA, KAHATAGASDIGILIYA.	29	54	52	47	51	47	58	52	6	25	35	690
EITHAL WETUNUWEWA MUSLIM VID., MAHAPOTHANA.	30	56	53	43	52	38	61	51	7	31	43	809
GALENBIDUNUWEWA MADYA MAHA VIDYALAYA,GALENBIDUNUWEWA.	150	49	50	50	51	51	52	51	7	31	43	809
NIKAWEWA ANURA MAHA VIDYALAYA, GALENBIDUNUWEWA.	50	55	50	48	50	48	52	51	7	31	43	809
KAHATAGASDIGILIYA M.M.V., KAHATAGASDIGILIYA.	210	50	47	47	51	54	48	50	10	39	54	943
PANDULA M.V., MAHAPOTHANA.	79	47	44	46	52	53	50	49	11	43	61	1106
PAHALA KUDA PATTIYA VIDYALAYA, KAHATAGASDIGILIYA.	50	49	44	51	46	52	48	48	12	50	71	1272
PALUGOLLAGAMA VIDYALAYA, GETALAWA.	24	48	47	47	48	49	48	48	12	50	71	1272
SIWALAKULAMA SEEWALIE MAHA VIDYALAYA, SIWALAKULAMA.	50	47	46	48	49	52	48	48	12	50	71	1272
MAHAGASWEWA MAHA VIDYALAYA, GALENBIDUNUWEWA.	40	50	49	41	49	49	46	47	15	60	85	1436
HURULUWEWA LEFT BANK MAHA VIDYALAYA, MEGODAWEWA.	35	45	45	49	43	47	49	46	16	67	94	1605
THAMMENNAWA WELUSUMANA MAHA VIDYALAYA, SEEPPUKULAMA.	53	46	42	43	50	46	48	46	16	67	94	1605
ALUTH DIVULWEWA VIDYALAYA, GETALAWA.	22	42	55	44	41	40	47	45	18	78	110	1787
MAHAKANADARAWA LEFT BANK YAYA 2 MAHA VIDYALAYA, RAMBEWA.	40	42	46	44	42	48	41	44	19	92	127	1987
YAKALLA MAHA VIDYALAYA, MEGODAWEWA.	54	47	45	39	41	47	46	44	19	92	127	1987
TAKSHILA MAHA VIDYALAYA, GALENBIDUNUWEWA.	57	47	43	35	45	42	44	43	21	108	145	2173
WELIGOLLA MAHA VIDYALAYA, MUKIRIYAWA.	21	45	42	39	48	44	39	43	21	108	145	2173
MIHINTALE M.V., MIHINTALE.	167	44	39	40	42	44	42	42	23	118	163	2346
PADIKARAMADUWA MAHA VIDYALAYA, PADIKARAMADUWA.	59	47	44	36	39	42	40	41	24	126	174	2530

* School Candidates (1st attempt)

School Performance Indices – G.C.E (O/L) Examination – 2017 (New Syllabus)

(Schools with 20 or more candidates)

Province	NORTH CENTRAL
District	ANURADHAPURA
Edu. Zone	GALENBINDUNUWEWA

School	No of Candidates*	Performance Indices of Subjects						School Performance Index	Rank of the School			
		Religion	First Language	English	Science	Mathematics	History		Edu. Zone	District	Province	Island
KANADARA KATUKELIYAWA MUSLIM VIDYALAYA, IHALAGAMA.	25	44	50	36	34	33	44	40	25	136	190	2689
KURUNDANKULAMA VIDYALAYA, ANURADHAPURA.	24	33	34	32	32	34	29	32	26	171	245	3318
KUKULEWA DEEGABHAYA VID., SEEPPUKULAMA.	34	29	27	25	28	45	30	31	27	172	246	3356
Total	1550											

* School Candidates (1st attempt)

School Performance Indices – G.C.E (O/L) Examination – 2017 (New Syllabus)

(Schools with 20 or more candidates)

Province	NORTH CENTRAL
District	ANURADHAPURA
Edu. Zone	KEBITHIGOLLEWA

School	No of Candidates*	Performance Indices of Subjects						School Performance Index	Rank of the School			
		Religion	First Language	English	Science	Mathematics	History		Edu. Zone	District	Province	Island
ANGUNOCHCHIYA MUSLIM VIDYALAYA, HOROWPOTHANA.	42	62	57	62	68	59	57	61	1	5	6	208
PUHUDIVULA VIDYALAYA, ETAWEERAGOLLEWA.	31	59	55	46	54	55	61	55	2	9	13	441
WALAHAVIDDAWEWA VIDYALAYA, WALAHAVIDDAWEWA.	24	52	56	45	62	62	55	55	2	9	13	441
BADIUDDIN MAHMUD MAHA VIDYALAYA, HOROWPOTHANA.	75	55	56	51	57	51	53	54	4	12	19	503
PADAVI MAHASAN M.V., PADAVIYA.	90	49	56	48	56	58	56	54	4	12	19	503
GONUHADDENAWA VIDYALAYA, KEBITHIGOLLEWA.	20	51	56	47	55	53	53	53	6	21	28	586
MEDAWACHCHIYA MUSLIM MAHA V., MEDAWACHCHIYA.	30	55	49	61	50	52	45	52	7	25	35	690
PAHALA GALKANDEGAMA VIDYALAYA, POONEWA.	23	53	55	44	46	57	54	52	7	25	35	690
PARANGIYAWADIYA VIDYALAYA, HOROWPOTHANA.	20	50	53	47	53	55	55	52	7	25	35	690
KEBITHIGOLLEWA M.M.V., KEBITHIGOLLEWA.	168	51	51	47	53	53	52	51	10	31	43	809
RUWANWELI M.M.V., HOROWPOTHANA.	198	47	50	48	54	53	45	50	11	39	54	943
ALIWANGUWA MAHA VIDYALAYA, PADAVI SRIPURA.	76	49	49	46	49	53	50	49	12	43	61	1106
PADAVI PARAKRAMAPURA MAHA VIDYALAYA, PADAVI PARAKRAMAPURA	70	43	51	46	48	49	48	48	13	50	71	1272
ISIPATHANA M.V., MEDAWACHCHIYA.	86	47	53	43	49	50	46	48	13	50	71	1272
TITTAGONEWA MAHA VIDYALAYA, TITTAGONEWA.	21	44	51	38	49	48	55	48	13	50	71	1272
MAITHRIPALA SENANAYAKA M.M.VIDYALAYA, MEDAWACHCHIYA.	198	48	47	46	47	44	47	47	16	60	85	1436
PADAVI D 10 MAITHRI VIDYALAYA, PADAVI MAITHRIPURA.	20	48	52	46	45	43	45	47	16	60	85	1436
WAHALKADA HEMAMALI VIDYALAYA, KEBITHIGOLLEWA.	44	47	53	35	45	49	50	47	16	60	85	1436
KIRIGALWEWA MAHA VIDYALAYA, MEDAWACHCHIYA.	40	50	50	41	47	42	46	46	19	67	94	1605
ETHAKADA MAHA VIDYALAYA, ETAWEERAGOLLEWA.	50	47	52	36	42	42	48	45	20	78	110	1787
SRI SOBITHA MAHA VIDYALAYA, MEDAWACHCHIYA.	47	46	48	41	42	42	49	45	20	78	110	1787
ANGUNOCHCHIYA VIDYALAYA, MEDAWACHCHIYA.	41	48	47	38	40	45	48	44	22	92	127	1987
BANDARA ULPATHA VIDYALAYA, KEBITHIGOLLEWA.	22	48	56	37	37	44	40	44	22	92	127	1987
MAHADIVULWEWA VIDYALAYA, ETAWEERAGOLLEWA.	37	45	49	38	42	43	45	44	22	92	127	1987

* School Candidates (1st attempt)

School Performance Indices – G.C.E (O/L) Examination – 2017 (New Syllabus)

(Schools with 20 or more candidates)

Province	NORTH CENTRAL
District	ANURADHAPURA
Edu. Zone	KEBITHIGOLLEWA

School	No of Candidates*	Performance Indices of Subjects						School Performance Index	Rank of the School			
		Religion	First Language	English	Science	Mathematics	History		Edu. Zone	District	Province	Island
BUDDHANGALA MADHYA MAHA VIDYALAYA, PADAVI PARAKRAMAPURA	68	40	44	47	41	45	42	43	25	108	145	2173
GAMINI WEWA VIDYALAYA, MEDAWACHCHIYA.	30	49	43	40	40	38	45	43	25	108	145	2173
WAHALKADA D 2 VIDYALAYA, KEBITHIGOLLEWA.	29	41	43	39	49	44	40	43	25	108	145	2173
KIDAGALEGAMA V., MEDAWACHCHIYA.	26	41	42	37	45	48	38	42	28	118	163	2346
PADAVI E YAYA 5 KANUWA MAHA VIDYALAYA, MAHASNPURA.	35	39	44	41	40	38	41	41	29	126	174	2530
KAHATAGOLLEWA VIDYALAYA, KAHATAGOLLEWA.	21	41	48	32	41	33	42	40	30	136	190	2689
ALUTHHALMILLEWA VIDYALAYA, BOGAHAWEWA.	20	38	39	31	34	36	40	36	31	155	226	3083
PADAVI RUWANPURA VIDYALAYA, BOGAHAWEWA.	37	33	37	31	34	36	37	35	32	163	235	3160
HALMILLAWETIYA VIDYALAYA, KEBITHIGOLLEWA.	22	30	33	31	41	37	33	34	33	166	240	3237
KAPUGOLLEWA MAHA VIDYALAYA, KAPUGOLLEWA.	51	30	31	35	39	40	30	34	33	166	240	3237
MORAKEWA VIDYALAYA, MORAKEWA.	37	32	38	33	36	34	32	34	33	166	240	3237
Total	1849											

* School Candidates (1st attempt)

School Performance Indices – G.C.E (O/L) Examination – 2017 (New Syllabus)

(Schools with 20 or more candidates)

Province | NORTH CENTRAL
 District | POLONNARUWA
 Edu. Zone | POLONNARUWA

School	No of Candidates*	Performance Indices of Subjects						School Performance Index	Rank of the School			
		Religion	First Language	English	Science	Mathematics	History		Edu. Zone	District	Province	Island
RAJAKEEYA M.M.V., POLONNARUWA.	332	60	64	64	65	65	65	64	1	1	4	145
ALRIFAI MAHA VIDYALAYA, POLONNARUWA.	23	65	55	48	61	53	63	58	2	4	10	298
AL-AZHAR MAHA VIDYALAYA, POLONNARUWA	26	58	49	45	54	58	52	53	3	8	28	586
POLONNARUWA MUSLIM CENTRAL COLLEGE, KARURUWELA.	137	52	54	52	56	51	50	53	3	8	28	586
THOPAWEWA MAHA VIDYALAYA, POLONNARUWA.	180	50	52	56	53	55	54	53	3	8	28	586
AL-HILAL CENTRAL COLLEGE, POLONNARUWA.	81	56	53	49	52	45	56	52	6	11	35	690
SEWAMUKTHAKANDAVURA M.V.SEVAGAMA, POLONNARUWA.	138	48	53	49	50	53	53	51	7	13	43	809
JAYANTHI KANISHTA VIDYALAYA, TALPOTHA.	21	44	61	42	46	50	42	48	8	22	71	1272
VIJITHA M.M.V., PULASTHIGAMA.	104	45	49	42	47	46	48	46	9	28	94	1605
ABHAYAPURA M.V., PULASTHIGAMA.	37	45	44	39	46	42	51	45	10	33	110	1787
LANKAPURA M.V., POLONNARUWA.	30	37	44	45	49	44	38	43	11	38	145	2173
PARAKRAMA SAMUDRAYA M.V., PARAKRAMA SAMUDRAYA.	46	45	41	39	44	45	41	43	11	38	145	2173
SHANTHI M.V., POLONNARUWA.	27	40	47	42	36	44	49	43	11	38	145	2173
KIRIMETIYA K.V., HINGURAKGODA.	36	40	45	46	42	38	42	42	14	46	163	2346
SEEVALEE ADARSHA K. VIDYALAYA POLONNARUWA.	88	41	42	38	42	43	45	42	14	46	163	2346
HINGURAKDAMANA MAHA VIDYALAYA, HINGURAKDAMANA.	42	41	43	35	41	39	44	41	16	49	174	2530
KADURUWELA NAGARA MAHA VIDYALAYA, KADURUWELA.	58	38	46	36	43	40	40	41	16	49	174	2530
ALUTHWEWA MAHA VIDYALAYA, POLONNARUWA.	29	39	46	31	34	45	47	40	18	55	190	2689
GALAMUNA M.V., GALAMUNA.	39	38	45	39	44	38	37	40	18	55	190	2689
AL-MINA MUSLIM K. VIDYALAYA, POLONNARUWA.	39	47	42	34	41	41	37	40	18	55	190	2689
VIJAYARAJA MAHA VIDYALAYA, POLONNARUWA.	72	44	41	38	36	39	44	40	18	55	190	2689
BENDIWEWA MAHA VIDYALAYA, POLONNARUWA.	126	37	38	36	39	42	42	39	22	63	203	2808
PALUGASDAMANA MAHA VIDYALAYA, POLONNARUWA.	56	37	35	38	38	40	40	38	23	67	212	2903
SUNGAWILA MUSLIM M.V., SUNGAVILA.	62	44	39	39	36	39	33	38	23	67	212	2903
Total	1829											

* School Candidates (1st attempt)

School Performance Indices – G.C.E (O/L) Examination – 2017 (New Syllabus)

(Schools with 20 or more candidates)

Province	NORTH CENTRAL
District	POLONNARUWA
Edu. Zone	HINGURAKGODA

School	No of Candidates*	Performance Indices of Subjects						School Performance Index	Rank of the School			
		Religion	First Language	English	Science	Mathematics	History		Edu. Zone	District	Province	Island
ANANDA BALIKA NATIONAL SCHOOL, HINGURAKGODA.	149	57	66	60	59	55	59	59	1	2	8	268
MEDIRIGIRIYA MADHYA MAHA VIDYALAYA, MEDIRIGIRIYA.	416	51	55	53	60	58	55	55	2	5	13	441
NAGAPOKUNA KANISHTA V., JAYANTHIPURA.	30	53	47	69	58	52	49	55	2	5	13	441
RAJARATA M.V., HINGURAKGODA.	222	54	55	55	54	55	56	55	2	5	13	441
DIVULANKADAWALA MADHYA MAHA VIDYALAYA, DIVULANKADAWALA.	204	48	53	54	52	53	52	52	5	11	35	690
JAYANTHIPURA VIDYALAYA, JAYANTHIPURA.	32	45	50	60	52	47	47	50	6	16	54	943
BAKAMUNA MAHASAN M.M.V., BAKAMUNA.	181	47	52	47	49	49	47	49	7	19	61	1106
GIRITALEGAMA MAHA VIDYALAYA, GIRITALE.	202	46	49	44	46	45	51	47	8	26	85	1436
KAVDULLA MAHA VIDYALAYA, KAVDULLA.	60	44	55	46	45	41	42	46	9	28	94	1605
RADAVIGE OYA KANISHTA VIDYALAYA, ATTANAKADAWALA.	20	51	49	43	44	46	45	46	9	28	94	1605
KAVUDULUWEWA MAHINDA M.V., MEDIRIGIRIYA.	102	45	46	39	50	43	46	45	11	33	110	1787
MEEGASWEWA KANISHTA VIDYALAYA, VIA MEDIRIGIRIYA.	25	41	47	38	51	46	44	45	11	33	110	1787
IRAHANDA KETU WEWA MAHA VIDYALAYA, DIYABEDUMA.	116	43	46	44	45	41	45	44	13	36	127	1987
KAHATAGAHAPITIYA KANISHTA VIDYALAYA, ATTANAKADAWALA.	34	46	48	41	47	45	39	44	13	36	127	1987
ATTANAKADAWALA MAHA VIDYALAYA, ATTANAKADAWALA.	89	44	44	42	43	43	41	43	15	38	145	2173
MINNERIYA NATIONAL SCHOOL. HINGURAKGODA.	102	41	42	43	45	41	47	43	15	38	145	2173
HEGALA MAHA VIDYALAYA, KOTTAPITIYA.	39	46	44	39	41	35	45	42	17	46	163	2346
UNAGALAWEHERA MAHA VIDYALAYA, UNAGALAWEHERA.	20	40	47	39	44	38	36	41	18	49	174	2530
AMBAGASWEWA M.V., MEDIRIGIRIYA.	84	42	41	34	42	38	42	40	19	55	190	2689
VIJAYAPURA M.V., DIYASENPURA.	145	41	42	32	43	42	40	40	19	55	190	2689
ATTARAGALLEWA M.V., VIA MATALE.	32	41	36	38	37	41	38	39	21	63	203	2808
ELAHERA KANISHTA VIDYALAYA, ELAHERA.	23	42	40	37	37	39	39	39	21	63	203	2808
NIKAPITIYA KANISHTA VIDYALAYA, KOTTAPITIYA.	32	43	35	32	37	35	40	37	23	71	222	2995
KOHOMBADAMANA VIDYALAYA, DIYASENPURA.	35	39	41	28	35	29	38	35	24	73	235	3160
NAGALAKANDA MAHA VIDYALAYA, MINNERIYA.	71	35	39	34	32	32	35	35	24	73	235	3160
Total	2465											

* School Candidates (1st attempt)

School Performance Indices – G.C.E (O/L) Examination – 2017 (New Syllabus)

(Schools with 20 or more candidates)

Province	NORTH CENTRAL
District	POLONNARUWA
Edu. Zone	DIMBULAGALA

School	No of Candidates*	Performance Indices of Subjects						School Performance Index	Rank of the School			
		Religion	First Language	English	Science	Mathematics	History		Edu. Zone	District	Province	Island
NIKAWATHALANDA M VID., DEHIATTAKANDIYA.	57	59	62	54	58	57	61	59	1	2	8	268
ELLEWEWA M.V., POLONNARUWA.	48	53	49	46	57	49	51	51	2	13	43	809
PIHITIWEWA MAHA VIDYALAYA, POLONNARUWA.	28	55	54	49	52	50	43	51	2	13	43	809
SENAPURA AL AMEEN MUSLIM M.V., POLONNARUWA.	47	52	48	49	56	48	46	50	4	16	54	943
WILAYAYA M.M.V., POLONNARUWA.	134	49	52	48	51	52	46	50	4	16	54	943
ALAWAKUMBURA MAHA VIDYALAYA, PIMBURATTEWA.	60	49	47	47	55	47	50	49	6	19	61	1106
VIJAYA PARAKKRAMA KANISHTA VIDYALAYA, POLONNARUWA.	42	50	51	37	55	50	48	49	6	19	61	1106
MAGULDAMANA MAHA VIDYALAYA, PALATIYAWA.	41	46	46	47	46	57	46	48	8	22	71	1272
MANAMPITIYA TAMIL MAHA VIDYALAYA, MANAMPITIYA.	21	52	55	40	39	53	48	48	8	22	71	1272
SIRIPURA M.M. VIDYALAYA SIRIPURA.	171	45	49	45	53	49	48	48	8	22	71	1272
SEVANAPITIYA MAHA VIDYALAYA, POLONNARUWA.	98	43	48	47	53	46	47	47	11	26	85	1436
MEDAGAMA MAHA VIDYALAYA, POLONNARUWA.	39	51	44	46	46	44	43	46	12	28	94	1605
NELUMWEWA M.V., POLONNARUWA.	21	45	45	46	47	48	43	46	12	28	94	1605
KEKULUWELA M.V., DEHIATTAKANDIYA.	22	44	51	39	39	43	40	43	14	38	145	2173
ASELAPURA V., WELIKANDA.	59	46	47	29	46	40	49	43	14	38	145	2173
KALINGAWILA KANISHTA VIDYALAYA, WELIKANDA.	20	38	41	51	43	41	42	43	14	38	145	2173
LEELARATHNA WIJESINGHA M.V., POLONNARUWA.	72	41	43	41	42	42	37	41	17	49	174	2530
MADURU OYA M.V., POLONNARUWA.	32	39	46	38	38	36	46	41	17	49	174	2530
VEHERAGALA MAHA VID., ARALAGANVILA.	76	44	48	34	38	42	40	41	17	49	174	2530
DAMMINNA MAHA VIDYALAYA, DAMMINNA.	30	42	40	39	40	33	43	40	20	55	190	2689
NUWARAGALA MAHA VID., POLONNARUWA.	34	39	42	32	41	48	35	40	20	55	190	2689
WELIKANDA M.V., WELIKANDA.	92	38	36	43	41	41	36	39	22	63	203	2808
BOGASWEWA M.V., KASHYAPAPURA.	35	41	40	33	37	38	39	38	23	67	212	2903
KASHYAPA MAHA VIDYALAYA, DIMBULAGALA.	30	38	39	35	34	44	36	38	23	67	212	2903
MANAMPITIYA SINHALA MAHA VIDYALAYA, MANAMPITIYA.	48	33	36	35	42	32	35	36	25	72	226	3083
Total	1357											

* School Candidates (1st attempt)

School Performance Indices - G.C.E. (O/L) Examination – 2017 (New Syllabus)

(Schools with 20 or more candidates)

UVA PROVINCE

School Performance Indices – G.C.E (O/L) Examination – 2017 (New Syllabus)

(Schools with 20 or more candidates)

Province	UVA
District	BADULLA
Edu. Zone	BADULLA

School	No of Candidates*	Performance Indices of Subjects						School Performance Index	Rank of the School			
		Religion	First Language	English	Science	Mathematics	History		Edu. Zone	District	Province	Island
UVA SCIENCE COLLEGE, HALI-ELA.	150	69	69	72	71	69	69	70	1	2	2	53
FATHIMA MUSLIM LADIES COLLEGE BADULLA.	24	68	70	81	68	68	67	70	1	2	2	53
BADULLA M.M.V., BADULLA.	355	67	68	69	70	70	70	69	3	4	4	67
VIHARA MAHADEVI BALIKA MAHA VIDYALAYA, BADULLA.	159	62	65	66	63	61	66	64	4	6	7	145
BEDDEGAMA MAHA VIDYALAYA, SPRINGVELLY.	21	55	60	67	55	54	64	59	5	11	15	268
VISHAKA GIRL'S HIGH SCHOOL, BADULLA.	140	56	63	61	56	56	57	58	6	12	16	298
TAMIL BALIKA V., BADULLA.	133	60	57	54	53	51	48	54	7	21	29	503
SUJATHA MAHA VIDYALAYA, BADULLA.	80	49	55	56	55	50	50	53	8	24	33	586
DHARMADUTHA MAHA VIDYALAYA, BADULLA.	138	44	47	56	54	52	52	51	9	34	48	809
MALITTA M.M.V., PATTIYAGEDARA.	82	49	49	46	53	48	55	50	10	42	57	943
WEPASSAWELA SIRINIWASA M.V., PATTIYAGEDARA.	29	51	49	45	47	49	50	49	11	51	71	1106
SRI RAMAKRISHNA TAMIL VIDYALAYA, BADULLA.	22	50	64	45	41	50	42	49	11	51	71	1106
AL ADHAN MAHA VIDYALAYA, BADULLA.	44	44	45	52	53	49	46	48	13	62	88	1272
BHARATHY MAHA VIDYALAYA, BADULLA.	88	55	52	43	49	42	41	47	14	69	102	1436
ETAMPITIYA MAHA VIDYALAYA, ETAMPITIYA.	62	45	49	47	49	45	48	47	14	69	102	1436
HINDAGODA SRI DHAMMANANDA VIDYALAYA, BADULLA.	50	40	46	48	49	53	44	47	14	69	102	1436
HINGURUGAMUWA SIRISUMANA M.V., BADULLA.	54	45	49	49	44	48	48	47	14	69	102	1436
UVA MAHA VIDYALAYA, BADULLA.	137	43	46	48	50	49	48	47	14	69	102	1436
HALI ELA M.M.VIDYALAYA,, HALI ELA.	97	43	44	47	46	43	44	45	19	89	129	1787
SARASWATHIE M.M.V., BADULLA.	100	42	45	52	47	44	42	45	19	89	129	1787
UVA HIGHLANDS TAMIL MAHA VIDYALAYAM, BANDARAWELA.	72	44	52	41	42	48	43	45	19	89	129	1787
AL-IRSHAD MAHA VIDYALAYA, HALI ELA.	25	48	49	46	35	34	49	44	22	106	152	1987
GAWELA V., ETTAMPITIYA.	21	40	44	51	40	48	38	44	22	106	152	1987
MAYMALAY TAMIL VIDYALAYA, SPRINGVALLEY.	33	44	54	50	38	41	37	44	22	106	152	1987

* School Candidates (1st attempt)

School Performance Indices – G.C.E (O/L) Examination – 2017 (New Syllabus)

(Schools with 20 or more candidates)

Province	UVA
District	BADULLA
Edu. Zone	BADULLA

School	No of Candidates*	Performance Indices of Subjects						School Performance Index	Rank of the School			
		Religion	First Language	English	Science	Mathematics	History		Edu. Zone	District	Province	Island
SPRING VALLEY TAMIL MAHA VIDYALAYA, SPRING VALLEY.	29	47	48	43	46	39	42	44	22	106	152	1987
KENDAGOLLA MAHA VIDYALAYA, BADULLA.	47	41	47	39	41	43	44	43	26	115	163	2173
UDAWELA M.V., BADULLA.	65	46	43	41	39	41	42	42	27	120	178	2346
DENSIL KOBBEKADUWA MAHA VIDYALAYA, HALIELA.	55	40	46	40	41	39	39	41	28	131	196	2530
KENDAGOLLA AMPITIYA M.V., BADULLA.	24	44	48	36	35	46	35	41	28	131	196	2530
HALI-ELA TAMIL MAHA VIDYALAYA, HALI-ELA.	71	40	43	38	37	38	35	39	30	143	215	2808
VIVEKANDANDA TAMIL VIDYALAYA ETTAMPITIYA.	44	36	43	36	39	35	33	37	31	156	234	2995
UDAYARAJA MAHA VIDYALAYA, BADULLA.	35	33	37	35	30	29	38	34	32	166	248	3237
SRI SARANAPALA M.V., BADULLA.	28	31	29	32	33	37	36	33	33	168	252	3287
Total	2514											

* School Candidates (1st attempt)

School Performance Indices – G.C.E (O/L) Examination – 2017 (New Syllabus)

(Schools with 20 or more candidates)

Province	UVA
District	BADULLA
Edu. Zone	BANDARAWELA

School	No of Candidates*	Performance Indices of Subjects						School Performance Index	Rank of the School			
		Religion	First Language	English	Science	Mathematics	History		Edu. Zone	District	Province	Island
BANDARAWELA MADHYA MAHA VIDYALAYA, BANDARAWELA.	364	74	73	76	77	75	75	75	1	1	1	19
ST. THOMAS COLLEGE, BANDARAWELA.	140	61	62	75	66	61	64	65	2	5	6	126
VISHAKA BALIKA MADHYA MAHA VIDYALAYA, BANDARAWELA.	170	62	68	68	63	59	61	64	3	6	7	145
DAMBETENNA NO. 1 TAMIL KANISHTA VIDYALAYA, HAPUTALE.	25	64	62	53	56	65	69	62	4	8	9	183
KUDA KUSUM BALIKA MAHA VIDYALAYA, BANDARAWELA.	147	58	61	64	61	62	61	61	5	9	10	208
DHARMAPALA MAHA VIDYALAYA, BANDARAWELA.	255	57	58	64	61	61	60	60	6	10	12	239
ST. JOSEPH MAHA VIDYALAYA, BANDARAWELA.	160	54	53	57	56	54	57	55	7	18	26	441
KAHAGOLLA M. MAHA VIDYALAYA, DIYATALAWA.	41	59	45	42	53	56	61	53	8	24	33	586
NAULLA M.M.V., DEMODARA.	52	54	48	54	55	50	54	53	8	24	33	586
BANDARAWELA TAMIL M.M.V., BANDARAWELA.	99	48	54	54	55	52	50	52	10	30	41	690
DIYATALAWA MAHA VIDYALAYA, DIYATALAWA.	122	58	53	50	50	50	49	52	10	30	41	690
SRI JANANANDA MADHYA MAHA VIDYALAYA, DIYATALAWA.	45	53	51	52	52	50	47	51	12	34	48	809
ANANDA M.M.VIDYALAYA, HALDUMMULLA.	81	52	50	50	49	51	52	51	12	34	48	809
DHARMASHOKA M.M.V., BANDARAWELA.	180	50	48	48	54	50	52	50	14	42	57	943
KOSLANDA M.M.V., KOSLANDA.	57	51	49	50	50	47	52	50	14	42	57	943
SRI SUGATHA MAHA VIDYALAYA, BALLAKETUWA.	75	51	41	46	57	52	55	50	14	42	57	943
ELLA M.V., ELLA.	25	58	52	47	49	47	41	49	17	51	71	1106
GLENANORE TAMIL MAHA VIDYALAYA, HAPUTALE.	28	53	52	41	55	51	44	49	17	51	71	1106
RASIC FAREED MAHA VIDYALAYA, BANDARAWELA.	49	40	52	55	47	51	42	48	19	62	88	1272
HAPUTALE TAMIL M.V., HAPUTALE.	103	41	44	48	48	55	43	47	20	69	102	1436
HEEWELKANDURA V., UVA MAVELAGAMA.	35	41	36	40	45	55	63	47	20	69	102	1436
NEWBURGH TAMIL VIDYALAYA, ELLA.	48	41	54	48	45	49	44	47	20	69	102	1436
NIKAPOTHA MAHA VIDYALAYA, NIKAPOTHA.	20	53	45	50	46	48	41	47	20	69	102	1436
SOUTHAM TAMIL MAHA VIDYALAYA, DEMODERA.	56	48	51	48	45	47	44	47	20	69	102	1436

* School Candidates (1st attempt)

School Performance Indices – G.C.E (O/L) Examination – 2017 (New Syllabus)

(Schools with 20 or more candidates)

Province | UVA
District | BADULLA
Edu. Zone | BANDARAWELA

School	No of Candidates*	Performance Indices of Subjects						School Performance Index	Rank of the School			
		Religion	First Language	English	Science	Mathematics	History		Edu. Zone	District	Province	Island
HALPE MAHA VIDYALAYA, HELA HALPE.	93	46	46	42	43	46	50	46	25	84	121	1605
HEELOYA SRI SUMANGALA MAHA VIDYALAYA, BANDARAWELA.	51	51	47	48	45	43	39	46	25	84	121	1605
CRAIG TAMIL M.V., BANDARAWELA.	47	42	47	44	47	44	39	44	27	106	152	1987
GALAPITAKANDA T.V., BALLAKETUWA.	59	43	51	39	39	45	46	44	27	106	152	1987
HALDUMMULLA TAMIL VIDYALAYA, HALDUMMULLA.	35	45	45	40	39	39	41	42	29	120	178	2346
SEEWALI MAHA VIDYALAYA, BANDARAWELA.	132	42	42	42	43	41	41	42	29	120	178	2346
HAPUTALE MUSLIM VIDYALAYA, HAPUTALE.	22	43	43	46	48	38	33	42	29	120	178	2346
VIPULANANDA TAMIL MAHA VIDYALAYA, HALDUMMULLA.	61	43	43	33	40	46	40	41	32	131	196	2530
PINGARAWA TAMIL VIDYALAYA, NAMUNUKULA.	31	40	51	38	38	35	41	41	32	131	196	2530
KALUPAHANA MAHA VIDYALAYA, UVATENNA.	22	39	39	35	45	40	42	40	34	141	210	2689
KIRAWANAGAMA KANISHTA V., HALDUMMULLA.	40	42	36	35	36	41	45	39	35	143	215	2808
SORAGUNE MAHA VIDYALAYA, HALDUMMULLA.	38	39	42	35	37	41	41	39	35	143	215	2808
AMBEGODA SRI SANGABODHI MAHA VIDYALAYA, BANDARAWELA.	23	31	33	41	43	44	37	38	37	151	227	2903
GAWARAWELA VIDYALAYA, DEMODARA.	26	40	37	38	41	36	35	38	37	151	227	2903
AISLABY GOVT. TAMIL VIDYALAYA, BANDARAWELA.	21	37	40	38	36	36	30	36	39	158	236	3083
POONAGALA NO. 1. TAMIL V., POONAGALA.	75	38	35	34	31	41	31	35	40	161	240	3160
SRI GANESHA TAMIL MAHA VIDYALAYA, KOSLANDA.	47	36	35	32	32	32	29	33	41	168	252	3287
Total	3200											

* School Candidates (1st attempt)

School Performance Indices – G.C.E (O/L) Examination – 2017 (New Syllabus)

(Schools with 20 or more candidates)

Province	UVA
District	BADULLA
Edu. Zone	MAHIYANGANAYA

School	No of Candidates*	Performance Indices of Subjects						School Performance Index	Rank of the School			
		Religion	First Language	English	Science	Mathematics	History		Edu. Zone	District	Province	Island
MAHIYANGANA MADHYA MAHA VIDYALAYA, MAHIYANGANA.	249	49	56	54	56	55	52	54	1	21	29	503
RATHKINDA MAHA VIDYALAYA, GIRADURUKOTTE.	26	52	43	43	53	60	45	49	2	51	71	1106
PETHIYAGODA MAHA VIDYALAYA, MAHIYANGANA.	23	50	50	45	47	51	45	48	3	62	88	1272
ULHITIYA MAHA VIDYALAYA, GIRADURUKOTTE.	34	48	53	39	54	49	45	48	3	62	88	1272
ANDAULPOTHA MAHA VIDYALAYA, MAHIYANGANAYA.	96	48	49	41	49	44	48	47	5	69	102	1436
TISSAPURA M.M.V., MAPAKADAWEWA.	146	48	48	45	50	46	47	47	5	69	102	1436
RIDEEMALIYADDA M.M.V., MAHIYANGANA.	64	49	49	39	44	45	49	46	7	84	121	1605
DAMBARAWA MAHA VIDYALAYA, MAHIYANGANA.	51	41	54	42	46	45	44	45	8	89	129	1787
HADDATTAWA M.V., MAHIYANGANA.	71	48	48	37	46	47	45	45	8	89	129	1787
KURUVITENNA MAHA VIDYALAYA, MAHIYANGANA.	20	50	49	36	41	41	50	45	8	89	129	1787
DEHIGOLLA MAHA VIDYALAYA, MAHIYANGANA.	63	45	51	41	41	40	43	44	11	106	152	1987
GEMUNUPURA MAHA VIDYALAYA, MAPAKADAWEWA.	47	43	43	38	51	44	46	44	11	106	152	1987
ORUBENDIWEWA MAHA VIDYALAYA, MAHIYANGANA.	154	43	50	36	45	43	40	43	13	115	163	2173
GIRADURUKOTTE MADHYA MAHA VIDYALAYA, GIRADURUKOTTE.	229	40	44	41	43	43	43	42	14	120	178	2346
GURUMADA K. VIDYALAYA, BIBILE.	23	37	40	39	48	45	42	42	14	120	178	2346
BANDARANAYAKE M.M. VIDYALAYA, MAHIYANGANA.	70	40	44	38	42	42	40	41	16	131	196	2530
DEHIGAMA MAHA VIDYALAYA, MAHIYANGANA.	27	37	44	33	40	39	42	39	17	143	215	2808
HEMBARAWA MAHA VIDYALAYA, MAHIYANGANA.	35	36	39	36	41	40	39	39	17	143	215	2808
ALUYATAWALA MAHA VIDYALAYA, MAHIYANGANA.	42	35	34	28	41	35	40	36	19	158	236	3083
BATHALAYAYA MAHA VIDYALAYA, MAHIYANGANA.	27	36	38	30	36	35	38	36	19	158	236	3083
SORABORAWEWA MAHA VIDYALAYA, MAHIYANGANA.	33	32	50	34	34	28	34	35	21	161	240	3160
YALWELA MAHA VIDYALAYA, MAHIYANGANA.	21	33	40	42	26	37	33	35	21	161	240	3160
WEWATTA MAHA VIDYALAYA, MAHIYANGANA.	25	33	42	30	33	28	29	33	23	168	252	3287
DIVULPELESSA MAHA VIDYALAYA, MAHIYANGANA.	32	28	32	30	36	30	33	32	24	171	255	3318
EKIRIYANKUMBURA MAHA VIDYALAYA, VIA BIBILE.	29	29	38	28	30	30	38	32	24	171	255	3318
Total	1637											

* School Candidates (1st attempt)

School Performance Indices – G.C.E (O/L) Examination – 2017 (New Syllabus)

(Schools with 20 or more candidates)

Province	UVA
District	BADULLA
Edu. Zone	WELIMADA

School	No of Candidates*	Performance Indices of Subjects						School Performance Index	Rank of the School			
		Religion	First Language	English	Science	Mathematics	History		Edu. Zone	District	Province	Island
GIRAMBE SRI KEMANANDA MAHA VIDYALAYA, NUGATALAWA.	41	52	51	62	58	67	59	58	1	12	16	298
WELIMADA VIJAYA PRIMARY V., WELIMADA.	194	56	61	58	57	54	58	57	2	14	19	348
AL/ASHAR MUSLIM VIDYALAYA, BOGAHAKUMBURA.	21	45	60	58	61	54	57	56	3	16	24	383
WEWEGAMA MAHA VIDYALAYA, AMBAGAHAWATTA.	29	52	60	48	60	54	61	56	3	16	24	383
DHARMARAJA MAHA VIDYALAYA, HAKGALA.	22	56	50	44	51	62	65	55	5	18	26	441
HEENARAMGOLLA MAHA VIDYALAYA, BORALANDA.	23	49	51	60	55	60	53	55	5	18	26	441
JANADHIPATHI VIDYALAYA, AMBAGASDOWA.	241	55	54	51	53	54	56	54	7	21	29	503
BOGAHAKUMBURA MAHA VIDYALAYA, BOGAHAKUMBURA.	78	51	55	51	53	54	56	53	8	24	33	586
MUSLIM M.M.V., GURUTALAWA.	65	49	52	51	61	51	56	53	8	24	33	586
WELIMADA M.M.V., WELIMADA.	195	52	52	54	52	53	53	53	8	24	33	586
KEPPETIPOLA MAHA VIDYALAYA, KEPPETIPOLA.	190	48	48	48	56	51	60	52	11	30	41	690
ST. THOMAS COLLEGE, GURUTALAWA.	59	43	50	66	51	54	50	52	11	30	41	690
RATHKARAWWA MAHA VIDYALAYA, RATHKARAWWA.	30	53	47	50	47	54	56	51	13	34	48	809
WELIMADA MUSLIM MAHA VIDYALAYA, WELIMADA.	66	45	55	58	51	48	51	51	13	34	48	809
ALAGOLLA TAMIL MAHA VIDYALAYA, UDAPUSELLAWA.	29	51	52	46	51	54	46	50	15	42	57	943
GAMPAHA TAMIL MAHA VIDYALAYA, UDA PUSSELLAWA.	28	55	54	38	47	49	56	50	15	42	57	943
AL-ILMA MUSLIM VIDYALAYA, GURUTALAWA.	23	51	49	50	54	40	58	50	15	42	57	943
BORALANDA DHARMAPALA VIDYALAYA, BORALANDA.	41	40	48	59	48	53	46	49	18	51	71	1106
GAMPAHA MASPANNA MAHA VIDYALAYA, MASPANNA.	75	50	51	43	51	49	51	49	18	51	71	1106
IDALGASHINNA T.V., IDALGASHINNA.	24	53	55	49	41	47	50	49	18	51	71	1106
UDUHAWARA VIDYALAYA, UDUHAWARA.	47	52	50	39	55	49	51	49	18	51	71	1106
UVAPARANAGAMA VIDYALAYA, UVA PARANAGAMA.	31	47	50	40	52	54	49	49	18	51	71	1106
SRI SARANANKARA MAHA VIDYALAYA, WELIMADA.	30	44	51	46	50	49	45	48	23	62	88	1272
PADINAWELA MUSLIM VIDYALAYA, BORAGAS.	27	52	48	49	51	41	45	48	23	62	88	1272

* School Candidates (1st attempt)

School Performance Indices – G.C.E (O/L) Examination – 2017 (New Syllabus)

(Schools with 20 or more candidates)

Province	UVA
District	BADULLA
Edu. Zone	WELIMADA

School	No of Candidates*	Performance Indices of Subjects						School Performance Index	Rank of the School			
		Religion	First Language	English	Science	Mathematics	History		Edu. Zone	District	Province	Island
AL MURSHID MUSLIM MAHA VIDYALAYA, SILMIYA PURA.	47	47	50	52	49	42	42	47	25	69	102	1436
RAJAKEEYA VIDYALAYA., AMBAGASDOWA.	87	46	49	42	53	49	45	47	25	69	102	1436
SRI DEWANANDA M.MAHA VIDYALAYA, MIRAHAWATTA.	119	46	46	44	49	45	46	46	27	84	121	1605
WANGIYAKUMBURA MADHYA MAHA VIDYALAYA, BORALANDA.	69	51	43	47	48	44	43	46	27	84	121	1605
DAYARAABA TAMIL VIDYALAYA, BANDARAWELA.	22	47	46	38	49	48	40	45	29	89	129	1787
LUNUWATTA MADHYA MAHA VIDYALAYA, LUNUWATTA.	63	42	44	40	46	47	49	45	29	89	129	1787
MEDAWELA MAHA VIDYALAYA, UVA PARANAGAMA.	99	46	43	38	44	46	50	45	29	89	129	1787
TUPPITIYA MAHA VIDYALAYA, BAMBARAPANA.	39	40	50	35	47	50	45	45	29	89	129	1787
YAHALAARAWA MAHA VIDYALAYA, WELIMADA.	30	49	46	40	42	46	49	45	29	89	129	1787
WELIMADA TAMIL M.V., WELIMADA.	41	42	51	41	46	41	44	44	34	106	152	1987
NADUNGAMUWA MAHA VIDYALAYA, GURUTALAWA.	32	41	40	40	42	44	45	42	35	120	178	2346
PERAWELLA VIDYALAYA, PERAWELLA.	20	41	38	35	43	47	39	41	36	131	196	2530
SRI GANAPATHI TAMIL MAHA VIDYALAYA, BORAGAS.	39	41	44	35	31	36	39	38	37	151	227	2903
SRI PRAGNASENA V., BORAGAS.	27	44	35	30	40	45	36	38	37	151	227	2903
KARAGHAULPATHA SRI GUNANANDA MAHA VIDYALAYA, UDUKINDA.	26	40	38	30	37	39	37	37	39	156	234	2995
THAWALAMPOLA VIDYALAYA, UVA PARANAGAMA.	25	34	38	27	42	37	34	35	40	161	240	3160
Total	2394											

* School Candidates (1st attempt)

School Performance Indices – G.C.E (O/L) Examination – 2017 (New Syllabus)

(Schools with 20 or more candidates)

Province	UVA
District	BADULLA
Edu. Zone	PASSARA

School	No of Candidates*	Performance Indices of Subjects						School Performance Index	Rank of the School			
		Religion	First Language	English	Science	Mathematics	History		Edu. Zone	District	Province	Island
BIBILEGAMA MAHA VIDYALAYA, BIBILEGAMA.	33	59	58	51	56	55	64	57	1	14	19	348
LUNUGALA MAHA VIDYALAYA, LUNUGALA.	80	49	51	48	55	50	54	51	2	34	48	809
PASSARA MADHYA MAHA VIDYALAYA, PASSARA.	127	50	48	49	51	53	52	51	2	34	48	809
LUNUGALA SRI RAMAKRISHNA TAMIL VIDYALAYA, LUNUGALA.	92	49	53	49	48	46	56	50	4	42	57	943
UDAGAMA WEST MAHA VIDYALAYA, PELGAHATHENNA.	21	44	44	58	43	46	56	49	5	51	71	1106
PELGAHATHENNA M.V., PASSARA.	24	45	47	47	46	52	50	48	6	62	88	1272
BATTAWATTE TAMIL VIDYALAYA MADULSIMA.	30	46	50	38	54	49	43	47	7	69	102	1436
VIGNESWARA TAMIL VIDYALAYA, HOPTON.	40	42	48	42	44	44	49	45	8	89	129	1787
KAHATARUPPA M.V., BADULLA.	47	47	45	40	42	50	44	45	8	89	129	1787
PASSARA TAMIL MAHA VIDYALAYA, PASSARA.	108	41	47	41	43	41	44	43	10	115	163	2173
GONAKALE TAMIL VIDYALAYA, PASSARA.	69	42	42	35	40	44	48	42	11	120	178	2346
MEDAWELAGAMA MAHA VIDYALAYA, PASSARA.	23	45	51	33	31	39	45	41	12	131	196	2530
PASSARA MUSLIM VIDYALAYA, PASSARA.	20	46	44	44	37	38	35	41	12	131	196	2530
SRI GANESHA TAMIL VID, PASSARA.	22	40	43	41	39	39	38	40	14	141	210	2689
MADOLSIMA TAMIL MAHA VIDYALAYA MADOLSIMA.	87	40	37	29	45	42	41	39	15	143	215	2808
CANNAVARELLA NO. 3 T. VIDYALAYA, NAMUNUKULA.	22	42	45	32	39	36	34	38	16	151	227	2903
KALAIMAHAL T.V., HOPTON.	44	33	41	34	35	32	30	34	17	166	248	3237
Total	889											

* School Candidates (1st attempt)

School Performance Indices – G.C.E (O/L) Examination – 2017 (New Syllabus)

(Schools with 20 or more candidates)

Province	UVA
District	BADULLA
Edu. Zone	VIYALUWA

School	No of Candidates*	Performance Indices of Subjects						School Performance Index	Rank of the School			
		Religion	First Language	English	Science	Mathematics	History		Edu. Zone	District	Province	Island
TALDENA MAHA VIDYALAYA, TALDENA.	47	49	45	50	53	56	50	51	1	34	48	809
MEEGAHAKIVULA M.M. VIDYALAYA, MEEGAHAKIVULA.	66	48	49	48	55	50	50	50	2	42	57	943
GALAUDA M.M.V., HALI-ELA.	57	45	50	39	46	48	44	45	3	89	129	1787
SARNIA T.M.V., KANDEGEDARA.	45	42	50	41	50	44	41	45	3	89	129	1787
VIYALUWA MAHA VIDYALAYA, TENNAPANGUWA.	26	41	51	35	43	46	51	45	3	89	129	1787
SORANATOTA M.M.V., SORANATOTA.	27	39	50	46	43	45	49	45	3	89	129	1787
KARADAGAHAMADA VIDYALAYA, BADULLA.	20	42	39	44	51	42	38	43	7	115	163	2173
KIVULEGEDARA MOHOTTALA MAHA VIDYALAYA, KANDAKETIYA.	21	41	44	40	46	42	44	43	7	115	163	2173
KANDAKEPU ULPOTHA MAHA VIDYALAYA, BADULLA.	71	41	42	39	44	42	41	42	9	120	178	2346
KANDEGEDARA MADHYA MAHA VIDYALAYA, KANDEGEDARA.	61	42	40	42	44	41	41	42	9	120	178	2346
PUSSELLAKANDA MAHA VIDYALAYA, HALI ELA	27	43	47	38	42	43	40	42	9	120	178	2346
EGODAWELA MAHA VIDYALAYA, BADULLA.	22	35	45	38	39	43	46	41	12	131	196	2530
NARANGALA TAMIL VIDYALAYA, HALI-ELA	20	38	50	48	33	45	32	41	12	131	196	2530
PITAMARUWA MAHA VIDYALAYA, PITAMARUWA.	22	37	40	38	36	43	41	39	14	143	215	2808
VIYALUWA D.S.SENANAYAKA MADHYA MAHA VIDYALAYA, KANDAKETIYA.	54	39	43	34	39	43	38	39	14	143	215	2808
KUTTIYAGOLLA MAHA VIDYALAYA, BADULLA.	22	35	37	30	41	33	33	35	16	161	240	3160
Total	608											

* School Candidates (1st attempt)

School Performance Indices – G.C.E (O/L) Examination – 2017 (New Syllabus)

(Schools with 20 or more candidates)

Province | UVA
District | MONARAGALA
Edu. Zone | MONARAGALA

School	No of Candidates*	Performance Indices of Subjects						School Performance Index	Rank of the School			
		Religion	First Language	English	Science	Mathematics	History		Edu. Zone	District	Province	Island
RAJAKEEYA NATIONAL COLLEGE, MONARAGALA.	197	56	58	62	61	58	64	60	1	3	12	239
MAHANAMA M.M.V., MONARAGALA.	222	57	55	58	65	59	64	60	1	3	12	239
VIDYALOKA MAHA VIDYALAYA. MONERAGALA.	56	48	43	57	56	51	60	53	3	10	33	586
NISHSHANKA M.M.V., BADALKUMBURA.	216	49	50	52	53	54	53	52	4	12	41	690
MALIGATENNA MAHA VIDYALAYA, BADALKUMBURA.	21	52	51	51	48	53	56	52	4	12	41	690
GALABEDDA MAHA VIDYALAYA, GALABEDDA.	60	46	47	42	62	48	56	50	6	16	57	943
MADURUKETIYA K. VIDYALAYA, MANARAGALA.	25	49	50	51	46	41	53	48	7	27	88	1272
KANDAUDAPANGUWA M.V., KANDAUDAPANGUWA.	54	45	46	47	51	42	52	47	8	34	102	1436
PALLEWELA SECONDARY SCHOOL, KANDAUDAPANGUWA.	80	46	46	52	44	47	48	47	8	34	102	1436
VIPULANANDA TAMIL MAHA VIDYALAYA, MONARAGALA.	52	43	48	41	47	46	40	44	10	47	152	1987
BUDDAMA M.V., MONARAGALA.	70	47	41	46	41	38	42	43	11	49	163	2173
ETHIMALE MAHA VIDYALAYA, ETHIMALEWEWA.	96	45	45	42	40	42	42	43	11	49	163	2173
HINGURUKADUWA MAHA VIDYALAYA, PASSARA.	30	49	47	36	39	47	41	43	11	49	163	2173
PAGNGNANANDA MAHA VIDYALAYA, KUMBUKKANA.	34	44	44	38	41	47	43	43	11	49	163	2173
MADUKOTANARAWA M.V., BADALKUMBURA.	25	41	42	45	40	47	44	43	11	49	163	2173
MEDIRIYA RAJYANANDA M.M.V., MONARAGALA.	62	45	38	42	46	42	46	43	11	49	163	2173
KOTIYAGALA KANISHTA VIDYALAYA, MONARAGALA.	28	47	34	30	50	42	50	42	17	59	178	2346
DOMBAGAHAWELA M.M.V., DOMBAGAHAWELA.	87	41	43	38	40	40	45	41	18	66	196	2530
SRI PEMANANDA MAHA VIDYALAYA, BADALKUMBURA.	20	42	50	34	31	38	42	40	19	70	210	2689
SIYAMBALANDUWA MAHA VIDYALAYA, SIYAMBALANDUWA.	127	39	39	33	41	40	42	39	20	73	215	2808
HULANDAWA SOUTH M.VIDYALAYA, MONARAGALA.	22	35	32	32	40	40	36	36	21	79	236	3083
THENAGALLANDA M.V., MONERAGALA.	26	32	33	35	36	36	37	35	22	80	240	3160
MAHAKALUGOLLA KANISHTA VIDYALAYA, SIYAMBALANDUWA.	39	37	36	25	36	33	38	34	23	83	248	3237
WILAOYA SRIPALI MAHA VIDYALAYA, MONERAGALA.	48	27	25	29	30	40	30	30	24	88	260	3378
4 TH MILE POST MAHA VIDYALAYA, SIYAMBALANDUWA.	29	29	31	28	31	33	28	30	24	88	260	3378
Total	1726											

* School Candidates (1st attempt)

School Performance Indices – G.C.E (O/L) Examination – 2017 (New Syllabus)

(Schools with 20 or more candidates)

Province | UVA
District | MONARAGALA
Edu. Zone | WELLAWAYA

School	No of Candidates*	Performance Indices of Subjects						School Performance Index	Rank of the School			
		Religion	First Language	English	Science	Mathematics	History		Edu. Zone	District	Province	Island
DUTUGEMUNU M.M.V., BUTTALA.	242	56	59	55	58	57	58	57	1	6	19	348
MALWATTAWALA MADHYA MAHA VIDYALAYA, WELLAWAYA.	231	51	49	51	54	56	55	53	2	10	33	586
HANDAPANAGALA MAHA VIDYALAYA, VEHERAYAYA.	59	48	45	50	50	50	58	50	3	16	57	943
SIDDHARTHA MAHA VIDYALAYA, UVA PELWATTA.	29	50	51	47	54	51	46	50	3	16	57	943
BALAHARUWA KANISHTA VIDYALAYA, UVA KUDAOYA.	40	46	53	43	51	54	49	49	5	21	71	1106
KURUGAMA K. VIDYALAYA, ELLA.	20	48	50	43	49	53	49	49	5	21	71	1106
PELWATTA NAVODYA (SECONDARY) M.V. UVA PELWATTA.	153	49	50	46	51	49	49	49	5	21	71	1106
WELLAWAYA J.M. KUMARADASA M.V. WELLAWAYA.	123	43	43	45	48	47	53	47	8	34	102	1436
ETHILIEWEWA SECONDARY VIDYALAYA, ETHILIEWEWA.	110	45	43	44	44	46	47	45	9	41	129	1787
VEHERAYAYA KANISHTA VIDYALAYA, ETHILIEWEWA.	20	45	42	40	39	49	57	45	9	41	129	1787
OKKAMPITIYA WIJAYABAHU MAHA VIDYALAYA, OKKAMPITIYA.	108	45	43	37	50	44	44	44	11	47	152	1987
BUDURUWAGALA MAHA VIDYALAYA, WELLAWAYA.	110	44	43	39	44	45	45	43	12	49	163	2173
WAGURUWELA MAHA VIDYALAYA, BUTTALA.	40	41	44	33	46	43	49	43	12	49	163	2173
YUDAGANAWA VIDYALAYA, BUTTALA.	23	40	48	40	45	40	41	42	14	59	178	2346
KUDAOYA MAHA VID., THANAMALWILA.	42	41	51	34	37	37	47	41	15	66	196	2530
OKKAMPITIYA COLONY KANISHTA VIDYALAYA, OKKAMPITIYA.	46	40	36	38	40	43	39	39	16	73	215	2808
RANJAN WIJERATNE M.V., BUTTALA.	43	43	41	34	36	41	37	39	16	73	215	2808
KUKURAMPOLA KANISHTA VIDYALAYA, UVA PELWATTA.	23	40	42	33	39	35	40	38	18	77	227	2903
KITHULKOTE MAHA VIDYALAYA, THANAMALWILA.	37	30	27	23	30	26	39	29	19	91	263	3390
Total	1499											

* School Candidates (1st attempt)

School Performance Indices – G.C.E (O/L) Examination – 2017 (New Syllabus)

(Schools with 20 or more candidates)

Province	UVA
District	MONARAGALA
Edu. Zone	BIBILE

School	No of Candidates*	Performance Indices of Subjects						School Performance Index	Rank of the School			
		Religion	First Language	English	Science	Mathematics	History		Edu. Zone	District	Province	Island
YASHODARA GIRLS COLLEGE BIBILE.	118	68	70	64	70	65	63	67	1	1	5	98
MUDIYALA K. VIDYALAYA, BIBILE.	25	61	58	58	64	62	61	61	2	2	10	208
DAMBAGALLA PIYARATANA MAHA VIDYALAYA, DAMBAGALLA.	29	61	60	58	55	53	62	58	3	5	16	298
ALPITIYA MAHA VIDYALAYA, DAMBAGALLA.	50	58	59	48	57	54	63	57	4	6	19	348
WELASSA MADHYA MAHA VIDYALAYA, BIBILE.	156	54	57	52	61	56	60	57	4	6	19	348
OBEGODA MAHA VIDYALAYA, MONERAGALA.	60	56	54	50	59	50	55	54	6	9	29	503
KANULWELA MUSLIM MAHA VIDYALAYA. BIBILE.	20	52	55	52	48	49	50	51	7	15	48	809
MADULLA M.M.V., DAMBAGALLA.	86	48	49	48	55	45	56	50	8	16	57	943
KOLLADENIYA MAHA VIDYALAYA, MARIARAWA.	32	51	48	45	50	50	47	49	9	21	71	1106
BAKINIGAHAWELA MUSLIM CENTRAL COLLEGE, BIBILE.	40	51	46	46	51	42	52	48	10	27	88	1272
MAHAMATHYA VIDYA VIDYALAYA, BIBILE.	88	45	43	44	53	51	49	48	10	27	88	1272
MARIARAWA SECONDARY VIDYALAYA, MONARAGALA.	31	53	55	38	45	45	54	48	10	27	88	1272
MEDAGAMA NATIONAL VIDYALAYA, BIBILE.	169	48	49	51	47	47	48	48	10	27	88	1272
AMUNEKADURA MAHA VIDYALAYA, BAKINIGAHAWELA.	39	52	45	43	47	48	49	47	14	34	102	1436
NANNAPURAWA M.V., BIBILE.	112	46	44	46	47	43	48	46	15	38	121	1605
GODIGAMUWA MUSLIM MAHA VIDYALAYA. BIBILE.	29	48	41	34	49	46	49	45	16	41	129	1787
YAKUNNAWA MAHA VIDYALAYA, NANNAPURAWA.	35	47	49	36	49	45	43	45	16	41	129	1787
MALLEHEWA MAHA VIDYALAYA, BIBILE.	38	42	43	37	46	46	43	43	18	49	163	2173
D.S.SENANAYAKA MAHA VIDYALAYA, INGINIYAGALA.	25	44	42	40	41	43	41	42	19	59	178	2346
DODAMGOLLA MAHA VIDYALAYA, BIBILE.	35	46	41	44	35	41	43	42	19	59	178	2346
SENAPATHIYA MAHA VIDYALAYA, BIBILE.	23	48	42	34	40	37	51	42	19	59	178	2346

* School Candidates (1st attempt)

School Performance Indices – G.C.E (O/L) Examination – 2017 (New Syllabus)

(Schools with 20 or more candidates)

Province	UVA
District	MONARAGALA
Edu. Zone	BIBILE

School	No of Candidates*	Performance Indices of Subjects						School Performance Index	Rank of the School			
		Religion	First Language	English	Science	Mathematics	History		Edu. Zone	District	Province	Island
WEGAMA KANISHTA VIDYALAYA, BIBILE.	21	46	40	39	40	40	49	42	19	59	178	2346
PITAKUMBURA SECONDARY SCHOOL , BIBILE.	45	38	41	35	40	35	44	39	23	73	215	2808
BULUPITIYA MAHA VIDYALAYA, BIBILE.	20	35	35	27	35	39	32	34	24	83	248	3237
DELIWA M.V., MONARAGALA.	21	33	39	32	28	32	30	32	25	85	255	3318
KENDAVINNA M.V., BIBILE.	20	32	40	28	29	32	27	31	26	87	259	3356
RADALIYADDA KANISHTA VIDYALAYA, BIBILE.	26	32	32	28	27	32	30	30	27	88	260	3378
Total	1393											

* School Candidates (1st attempt)

School Performance Indices – G.C.E (O/L) Examination – 2017 (New Syllabus)

(Schools with 20 or more candidates)

Province	UVA
District	MONARAGALA
Edu. Zone	THANAMALWILA

School	No of Candidates*	Performance Indices of Subjects						School Performance Index	Rank of the School			
		Religion	First Language	English	Science	Mathematics	History		Edu. Zone	District	Province	Island
SOMADEVI M.V., SEVANAGALA.	93	53	50	45	53	50	58	52	1	12	41	690
KIRI IBBANWEWA BANDARANAYAKA M.V., SEVANAGALA.	84	57	45	43	48	50	57	50	2	16	57	943
KEERTHIKUMARAPURA K.V., SEVANAGALA.	20	48	52	38	53	49	53	49	3	21	71	1106
SEVANAGALA M.V., SEVANAGALA.	166	48	50	46	50	47	52	49	3	21	71	1106
HABARALUWEWA M.V., SEVANAGALA.	40	49	46	49	51	49	43	48	5	27	88	1272
THANAMALWILA M.M.V., THANAMALWILA.	137	47	45	48	50	50	50	48	5	27	88	1272
KATARAGAMA JANADIPATHI M.M.V., KATARAGAMA.	138	46	48	44	46	44	48	46	7	38	121	1605
WIJAYAPURA KANISHTA VIDYALAYA, THANAMALVILA.	21	45	45	43	53	46	46	46	7	38	121	1605
HAMBEGAMUWA SECONDARY SCHOOL, THANAMALWILA.	60	46	44	42	47	46	44	45	9	41	129	1787
KOTAWEHERAMANKADA M.V., VIA BALANGODA.	55	46	47	39	45	43	47	45	9	41	129	1787
SANDARAJA M. VIDYALAYA SEVANAGALA.	30	42	46	45	44	39	43	43	11	49	163	2173
BODAGAMA MAHA VIDYALAYA, THANAMALVILA.	37	42	51	35	38	43	45	42	12	59	178	2346
SEVANAGALA USBIM MAHA VIDYALAYA, SEVANAGALA.	36	47	43	37	39	39	42	41	13	66	196	2530
KOVULARAGAMA M.V., SEVANAGALA.	80	40	38	36	49	38	42	41	13	66	196	2530
DETAGAMUWA VIDYALAYA, KATARAGAMA.	23	32	40	36	45	43	44	40	15	70	210	2689
SELLAKATARAGAMA MAHA VIDYALAYA, SELLAKATARAGAMA.	58	42	40	34	45	36	40	40	15	70	210	2689
DHARMALOKA VIDYALAYA SEVANAGALA.	41	33	30	38	42	35	47	38	17	77	227	2903
LAGINAGALA K.V. VIA BALANGODA.	22	36	35	25	33	36	47	35	18	80	240	3160
MAHAGAMA MAHANAGA M.V., SEVANAGALA.	39	36	34	28	37	34	40	35	18	80	240	3160
GOTHAMIGAMA KANISHTA VIDYALAYA, KATARAGAMA.	20	37	30	28	30	31	37	32	20	85	255	3318
Total	1200											

* School Candidates (1st attempt)

School Performance Indices - G.C.E. (O/L) Examination – 2017 (New Syllabus)

(Schools with 20 or more candidates)

SABARAGAMUWA PROVINCE

School Performance Indices – G.C.E (O/L) Examination – 2017 (New Syllabus)

(Schools with 20 or more candidates)

Province | SABARAGAMUWA
District | RATNAPURA
Edu. Zone | RATNAPURA

School	No of Candidates*	Performance Indices of Subjects						School Performance Index	Rank of the School			
		Religion	First Language	English	Science	Mathematics	History		Edu. Zone	District	Province	Island
SEEVALIE M.M.V., RATNAPURA.	282	73	72	74	78	74	78	75	1	1	2	19
EHELIYAGODA M.M.V., EHELIYAGODA.	346	74	72	71	74	72	74	73	2	2	4	33
FERGUSON GIRLS' HIGH SCHOOL, RATNAPURA.	323	71	73	75	70	70	72	72	3	4	6	38
GANKANDA M.M.V., PELMADULLA.	256	71	70	67	70	70	74	70	4	5	7	53
SUMANA BALIKA V., RATNAPURA.	301	69	70	67	66	68	67	68	5	6	8	82
ST. ALOYSIUS MAHA VIDYALA, RATNAPURA.	263	59	61	68	71	67	69	66	6	7	11	109
CHILD JESUS CONVENT, RATNAPURA.	132	59	60	55	55	53	58	57	7	15	27	348
NAWANAGARA KUMARA VIDYALAYA, RATNAPURA.	117	49	52	59	61	61	62	57	7	15	27	348
DHARMALOKA NAVODYA SCHOOL, PELMADULLA.	182	53	55	52	53	54	53	53	9	21	45	586
RATNAPURA MIHINDU V., RATNAPURA.	114	49	52	56	54	55	54	53	9	21	45	586
BATUHENA MAHA VIDYALAYA, HIDEELLANA.	102	47	53	48	49	54	49	50	11	38	80	943
DHARMAPALA MAHA VIDYALAYA, RATNAPURA.	94	49	47	51	51	51	53	50	11	38	80	943
EHELIYAGODA DHARMAPALA MAHA VIDYALAYA, EHELIYAGODA.	302	48	48	45	50	52	55	50	11	38	80	943
HIDELLENA TAMIL VIDYALAYA, RATHNAPURA.	23	47	55	41	55	46	49	49	14	48	97	1106
POHORABAWA MAHA VIDYALAYA, PARAKADUWA.	28	50	52	39	51	46	55	49	14	48	97	1106
ERATNA MAHA VIDYALAYA, ERATNA.	87	47	48	45	50	49	46	48	16	56	113	1272
MAHINDA VIDYALAYA, PELMADULLA.	98	47	48	42	48	49	51	48	16	56	113	1272
SRI PADA MADHYA MAHA VIDYALAYA, SRI PALABADDALA.	71	42	48	45	55	51	47	48	16	56	113	1272
BAMBARABOTUWA WIJAYABA M.V., WEWELWATTA.	43	45	45	45	48	49	50	47	19	63	128	1436
EREPOLA SRI MAHINDA MAHA VIDYALAYA, EHELIYAGODA.	60	50	46	45	46	47	48	47	19	63	128	1436
ANANDA VIDYALAYA, HIDEELLANA.	53	38	51	49	48	53	44	47	19	63	128	1436
KIRIELLA M.M.V., KIRIELLA.	147	48	48	49	43	47	49	47	19	63	128	1436
GALLELLA MAHA VIDYALAYA, RATNAPURA.	44	49	51	43	43	40	48	46	23	77	152	1605
KURUWITA M.M.V., KURUWITA.	174	43	46	45	48	48	48	46	23	77	152	1605

* School Candidates (1st attempt)

School Performance Indices – G.C.E (O/L) Examination – 2017 (New Syllabus)

(Schools with 20 or more candidates)

Province | SABARAGAMUWA
District | RATNAPURA
Edu. Zone | RATNAPURA

School	No of Candidates*	Performance Indices of Subjects						School Performance Index	Rank of the School			
		Religion	First Language	English	Science	Mathematics	History		Edu. Zone	District	Province	Island
PATHAGAMA MAHA VIDYALAYA, KURUWITA.	31	47	42	43	53	45	48	46	23	77	152	1605
AL-MAKKIYA MUSLIM MAHA VIDYALAYA, RATNAPURA.	41	46	45	46	47	49	36	45	26	86	174	1787
BULUGAHATENNA MAHA VIDYALAYA, DELA.	30	48	41	44	53	46	39	45	26	86	174	1787
ELLAWALA M.V., ELLAWALA.	51	46	47	42	46	46	45	45	26	86	174	1787
MALWALA MAHA VIDYALAYA, RATNAPURA.	77	46	46	40	47	44	44	45	26	86	174	1787
PATHBERIYA NARADA M.M.V., PARAKADUWA.	151	44	44	41	44	49	50	45	26	86	174	1787
UDUMATTA MIHINDU VIDYALAYA, EHELIYAGODA.	57	46	47	40	47	42	49	45	26	86	174	1787
GETAHETTA ANURA M.V., GETAHETTA.	74	42	46	42	47	44	42	44	32	97	190	1987
GILEEMALE SAMANALA MAHA VIDYALAYA, GILEEMALE.	38	42	40	43	51	44	46	44	32	97	190	1987
RATNAPURA TAMIL MAHA VIDYALAYA, RATNAPURA.	61	43	41	46	42	46	45	44	32	97	190	1987
SRI RAHULA VIDYALAYA, LELLOPITIYA.	63	42	46	42	46	43	44	44	32	97	190	1987
SRI JINARATHANA M.V., KARANDANA.	64	45	43	45	46	43	43	44	32	97	190	1987
SRI KRISHNA MAHA VIDYALAYA, KAHAWATTA.	131	44	45	40	39	47	42	43	37	113	209	2173
PUSSELLA MAHA VIDYALAYA, PARAKADUWA.	50	53	44	36	38	39	49	43	37	113	209	2173
AL AKSHA MUSLIM MAHA VIDYALAYA, EHELIYAGODA.	53	42	46	43	39	37	43	42	39	123	226	2346
AMUHENKANDA SRI WIMALASARA M.V., PARAKADUWA.	60	41	41	41	40	41	46	42	39	123	226	2346
DODAMPE SRI RAHULA MAHA VIDYALAYA, DODAMPE.	50	43	43	41	40	43	41	42	39	123	226	2346
RAJAKEEYA VIDYALAYA, RATNAPURA.	27	45	40	41	41	42	44	42	39	123	226	2346
SUMANA SAMAN M.V., RATNAPURA.	20	41	43	40	43	38	45	42	39	123	226	2346
PATAKADA BUDDHIST MAHA VIDYALAYA, PELMADULLA.	86	39	41	36	46	41	42	41	44	138	245	2530
ST. LUKES' MAHA VIDYALAYA RATNAPURA.	71	41	42	44	40	40	39	41	44	138	245	2530
THALAVITIYA SIRISAMAN VIDYALAYA, EHELIYAGODA.	28	44	43	35	40	43	38	41	44	138	245	2530
BATUGEDARA MAHA VIDYALAYA, RATNAPURA.	69	39	42	41	38	40	38	40	47	145	260	2689
GONAKUMBURA M.V., LELLOPITIYA.	22	39	43	39	39	41	40	40	47	145	260	2689

* School Candidates (1st attempt)

School Performance Indices – G.C.E (O/L) Examination – 2017 (New Syllabus)

(Schools with 20 or more candidates)

Province	SABARAGAMUWA
District	RATNAPURA
Edu. Zone	RATNAPURA

School	No of Candidates*	Performance Indices of Subjects						School Performance Index	Rank of the School			
		Religion	First Language	English	Science	Mathematics	History		Edu. Zone	District	Province	Island
SRI SUMANA MAHA VIDYALAYA, RATNAPURA.	34	39	43	38	38	40	41	40	47	145	260	2689
PANAWENNA DHARMARAMA V., KAHAWATTA.	21	40	42	33	35	42	40	39	50	152	271	2808
KUMARA M.V., KURUWITA.	69	41	39	39	37	39	41	39	50	152	271	2808
KALAIMAGAL TAMIL VIDYALAYA RATNAPURA.	81	42	45	32	34	39	40	39	50	152	271	2808
MARAPANA M.V., MARAPANA.	21	35	36	40	30	42	46	38	53	158	283	2903
MATUWAGALA TAMIL VIDYALAYA, KIRIELLA.	22	45	34	35	37	41	37	38	53	158	283	2903
PELMADULLA TAMIL VIDYALAYA, KAHAWATTA.	23	38	39	37	36	38	39	38	53	158	283	2903
WIJAYA KUMARATUNGA VIDYALAYA, KURUWITA.	40	39	37	42	34	32	35	37	56	164	291	2995
SUDAGALA SRI RAHULA MAHA VIDYALAYA, KURUWITA.	24	39	34	34	36	36	37	36	57	167	299	3083
SRI SUMANA SENIOR PIRIVENA, EHEDIYAGODA.	38	34	34	28	41	33	43	36	57	167	299	3083
SRI SARANAJOTHI THISSA VIDYALAYA, KURUWITA.	28	36	35	30	37	38	35	35	59	172	305	3160
SEEVALIE M.V., RATNAPURA.	21	29	35	34	28	29	28	31	60	177	314	3356
Total	5469											

* School Candidates (1st attempt)

School Performance Indices – G.C.E (O/L) Examination – 2017 (New Syllabus)

(Schools with 20 or more candidates)

Province	SABARAGAMUWA
District	RATNAPURA
Edu. Zone	BALANGODA

School	No of Candidates*	Performance Indices of Subjects						School Performance Index	Rank of the School			
		Religion	First Language	English	Science	Mathematics	History		Edu. Zone	District	Province	Island
BALANGODA ANANDA MAITHREYA MADYA MAHA VIDYALAYA BALANGODA.	285	72	70	74	75	74	74	73	1	2	4	33
BALANGODA ST. AGNES BALIKA MAHA VIDYALAYA, BALANGODA.	102	62	66	64	60	59	61	62	2	9	15	183
EGODA WALEBODA V., BALANGODA.	21	46	56	44	60	58	57	54	3	19	38	503
DAAMAHANA MAHA VIDYALAYA, BALANGODA.	85	49	49	52	52	52	62	53	4	21	45	586
KARAGASTHALAWA MAHA VIDYALAYA, BELIHULOYA.	50	52	53	50	54	54	52	53	4	21	45	586
KONGASTENNA VIDYALAYA, BALANGODA.	43	51	51	53	55	52	57	53	4	21	45	586
C.C.TAMIL MAHA VIDYALAYA, BALANGODA.	62	56	54	52	47	48	53	52	7	27	55	690
JEILANY CENTRAL COLLEGE, BALANGODA.	76	52	50	66	48	48	50	52	7	27	55	690
SRI BUDDHA JAYANTHI M.M.V., BALANGODA.	193	51	50	52	53	51	52	52	7	27	55	690
RAJAWAKA VIDYALAYA BALANGODA.	20	53	48	42	53	59	50	51	10	31	68	809
SRI WALAGAMBA MAHA VIDYALAYA, BALANGODA.	75	47	49	47	57	54	51	51	10	31	68	809
OPANAYAKA VIDYAKARA M.V., OPANAYAKA.	109	46	51	45	48	52	57	50	12	38	80	943
BALANGODA VIDYALOKA MAHA VIDYALAYA, BALANGODA.	110	47	49	51	51	51	52	50	12	38	80	943
SHASTHRALANKARA VIDYALAYA, IMBULPE.	28	51	51	45	48	48	55	50	12	38	80	943
UDAGAMA M.V., BALANGODA.	170	48	49	49	48	51	50	49	15	48	97	1106
SRI VAJIRAWANSA MAHA VIDYALAYA., PALLEBEDDA.	43	48	47	44	46	46	50	47	16	63	128	1436
BELIHULOYA DHAMMARATHANA M.VIDYALAYA, BELIHULOYA.	31	46	49	42	48	43	52	47	16	63	128	1436
HINDU VIDYALAYA, BALANGODA.	46	58	48	50	44	42	39	47	16	63	128	1436
WELIPATHAYAYA MAHA VIDYALAYA, BALANGODA.	30	51	52	38	47	48	47	47	16	63	128	1436
MEDDEKANDA MAHA VIDYALAYA, BALANGODA.	42	41	46	45	46	49	48	46	20	77	152	1605
SRI NARADA MAHA VIDYALAYA, BALANGODA.	50	47	45	42	46	46	47	46	20	77	152	1605
RASSAGALA VIDYALAYA, BALANGODA.	34	39	39	47	41	53	51	45	22	86	174	1787
DANDENIYA VIDYALAYA, OPANAYAKA.	24	37	43	40	45	50	48	44	23	97	190	1987
HUNUWALA DHARMARAJA MAHA VIDYALAYA, OPANAYAKA.	61	44	42	42	42	46	49	44	23	97	190	1987

* School Candidates (1st attempt)

School Performance Indices – G.C.E (O/L) Examination – 2017 (New Syllabus)

(Schools with 20 or more candidates)

Province	SABARAGAMUWA
District	RATNAPURA
Edu. Zone	BALANGODA

School	No of Candidates*	Performance Indices of Subjects						School Performance Index	Rank of the School			
		Religion	First Language	English	Science	Mathematics	History		Edu. Zone	District	Province	Island
BALANGODA KANAGANAYAGAM TAMIL CENTRAL COLLEGE, BALANGODA.	96	50	43	41	36	40	45	43	25	113	209	2173
BANDARANAYAKA M.V., BALANGODA.	21	40	42	39	43	44	50	43	25	113	209	2173
SRI DHARMANANDA VIDYATHANA PIRIVENA, BALANGODA.	29	46	34	36	44	44	54	43	25	113	209	2173
MEDABEDDA MAHA VIDYALAYA, BALANGODA.	46	48	38	35	43	44	44	42	28	123	226	2346
SRI SHARIPUTHRA M.V., BALANGODA.	50	38	43	40	43	43	41	41	29	138	245	2530
MADDEGAMA SIRI PIYARATHANA VIDYALAYA, BALANGODA.	20	38	39	31	42	48	45	41	29	138	245	2530
RATHMALAVINNA MAHA VIDYALAYA, BALANGODA.	57	42	41	36	44	42	39	41	29	138	245	2530
DIYAWINNA VIDYALAYA, BALANGODA.	27	42	41	37	33	35	37	38	32	158	283	2903
PINNAWALA TAMIL MAHA VIDYALAYA, BALANGODA.	45	38	49	30	29	36	31	36	33	167	299	3083
UDAWELA M.V., OPANAYAKA.	28	33	36	36	33	38	34	35	34	172	305	3160
GALPAYA VIDYALAYA, PALLEBEDDA.	28	34	28	31	29	32	34	31	35	177	314	3356
Total	2237											

* School Candidates (1st attempt)

School Performance Indices – G.C.E (O/L) Examination – 2017 (New Syllabus)

(Schools with 20 or more candidates)

Province | SABARAGAMUWA
District | RATNAPURA
Edu. Zone | NIVITIGALA

School	No of Candidates*	Performance Indices of Subjects						School Performance Index	Rank of the School			
		Religion	First Language	English	Science	Mathematics	History		Edu. Zone	District	Province	Island
KARAWITA M.M.V., UDAKARAWITA.	163	57	60	55	63	60	61	59	1	12	21	268
KALAWANA NATIONAL SCHOOL, KALAWANA.	174	56	59	54	58	59	59	58	2	13	24	298
ENDANA PRIMARY SCHOOL, KAHAWATTA.	21	53	54	51	58	63	59	56	3	17	29	383
KALAWANA GAMINI MADHYA MAHA VIDYALAYA, KALAWANA.	195	52	58	52	53	55	57	55	4	18	34	441
RAMBUKA MAHA VIDYALAYA, RAKWANA.	73	54	52	43	52	52	54	51	5	31	68	809
WEDDAGALA SOUTH M.V., KALAWANA.	41	56	56	45	49	48	53	51	5	31	68	809
WATAPOTHA M. VID., WATAPOTHA.	25	51	50	47	52	47	52	50	7	38	80	943
KAHAWATTA M.M.V., KAHAWATTA.	188	45	51	49	53	50	53	50	7	38	80	943
POTHUPITIYA M. VID., KALAWANA.	29	51	54	42	51	46	49	49	9	48	97	1106
AYAGAMA SRI RAHULA MADHYA MAHA VIDYALAYA, AYAGAMA.	124	47	49	41	50	49	50	48	10	56	113	1272
HAWUPE NAWALAKANDA MAHA VIDYALAYA, KAHAWATTA.	61	46	49	43	46	48	57	48	10	56	113	1272
PEBOTUWA MAHA VIDYALAYA, PEBOTUWA.	40	45	43	45	51	46	50	47	12	63	128	1436
KEHELOWITIGAMA VIDYALAYA, UDA-NIRIELLA.	32	44	45	44	48	45	51	46	13	77	152	1605
ELAPATHA M.VIDYALAYA, RATNAPURA.	124	44	44	44	44	47	45	45	14	86	174	1787
PALAWELA SRI RATNAKARA M.V., UDANIRIELLA.	40	42	50	39	41	48	49	45	14	86	174	1787
DIMIYAWA MAHA VIDYALAYA, RATNAPURA.	22	45	44	40	46	43	44	44	16	97	190	1987
HORAHINELLA SUMANA V., KAHAWATTA.	26	46	45	38	43	47	46	44	16	97	190	1987
KOLAMBAGAMA MAHANAMA MAHA VIDYALAYA, NIVITHIGALA.	36	42	44	42	42	48	44	44	16	97	190	1987
DELA MAHA VIDYALAYA, DELA.	39	45	43	37	42	44	43	42	19	123	226	2346
DELWALA M.V., RATNAPURA.	25	40	40	46	40	40	45	42	19	123	226	2346
HANGAMUWA SRI RATNODAYA M.V., RATNAPURA.	45	43	42	38	43	43	44	42	19	123	226	2346
MEEPAGAMA JAYANTHI MAHA VIDYALAYA, KALAWANA.	91	41	47	39	38	42	44	42	19	123	226	2346
NIVITIGALA SUMANA M.M.V., NIVITIGALA.	90	46	41	37	45	41	42	42	19	123	226	2346
KARANGODA MAHA VIDYALAYA, RATNAPURA.	29	39	39	38	43	42	39	40	24	145	260	2689

* School Candidates (1st attempt)

School Performance Indices – G.C.E (O/L) Examination – 2017 (New Syllabus)

(Schools with 20 or more candidates)

Province | SABARAGAMUWA
 District | RATNAPURA
 Edu. Zone | NIVITIGALA

School	No of Candidates*	Performance Indices of Subjects						School Performance Index	Rank of the School			
		Religion	First Language	English	Science	Mathematics	History		Edu. Zone	District	Province	Island
GAJANAYAKA M.V., KAHAWATTA.	31	39	44	37	36	38	45	40	24	145	260	2689
N.MEENATCHIYAMMAAL SCHOOL, KAHAWATTA.	28	38	39	43	37	42	36	39	26	152	271	2808
GABELLA M.V., KAHAWATTA.	24	40	40	32	40	41	41	39	26	152	271	2808
DOLOSWELA BHARATHY TAMIL V., NIVITIGALA.	25	45	34	43	30	31	35	36	28	167	299	3083
KAJUGASWATTA M.V., KALAWANA.	21	37	37	26	38	32	35	34	29	175	309	3237
HOUPE TAMIL VIDYALAYA, KAHAWATTA.	42	32	27	37	29	37	29	32	30	176	313	3318
DELA TAMIL MAHA VIDYALAYA, DELA.	81	35	30	35	29	29	30	31	31	177	314	3356
Total	1985											

* School Candidates (1st attempt)

School Performance Indices – G.C.E (O/L) Examination – 2017 (New Syllabus)

(Schools with 20 or more candidates)

Province | SABARAGAMUWA
 District | RATNAPURA
 Edu. Zone | EMBILIPITIYA

School	No of Candidates*	Performance Indices of Subjects						School Performance Index	Rank of the School			
		Religion	First Language	English	Science	Mathematics	History		Edu. Zone	District	Province	Island
SRI BODHIRAJA VIDYALAYA, EMBILIPITIYA.	21	59	60	80	68	57	67	65	1	8	13	126
RAHULA NATIONAL SCHOOL, GODAKAWELA.	269	61	62	59	64	62	66	62	2	9	15	183
EMBILIPITIYA PRESIDENT MADHYA MAHA VIDYALAYA, EMBILIPITIYA.	387	59	58	59	63	59	61	60	3	11	19	239
WEERABA MODEL VIDYALAYA, EMBILIPITIYA.	24	50	59	61	61	65	54	58	4	13	24	298
JANDURA MAHA VIDYALAYA, PANAMURA.	44	50	51	55	57	56	52	54	5	19	38	503
EMBILIPITIYA MAHA VIDYALAYA, EMBILIPITIYA.	123	51	49	53	55	53	56	53	6	21	45	586
THORAKOLAYAYA M.V., MULENDIYAWALA.	30	52	54	49	52	57	50	52	7	27	55	690
PANAMURA MAHA VIDYALAYA PANAMURA.	65	50	45	50	54	53	53	51	8	31	68	809
SPRINGWOOD TAMIL VIDYALAYA, RAKWANA.	25	46	51	48	52	55	53	51	8	31	68	809
EMBILIPITIYA ROYAL COLLEGE EMBILIPITIYA.	154	50	51	49	52	51	55	51	8	31	68	809
ST. JOHN'S TAMIL MAHA VIDYALAYA, RAKWANA.	93	50	55	48	47	55	44	50	11	38	80	943
WIJERIYA SUMANA M.V., VIA RAKWANA.	60	49	51	46	54	48	50	50	11	38	80	943
CHANDRIKAWEWA JAYANTHI MAHA VIDYALAYA, PADALANGALA.	166	53	47	44	50	51	50	49	13	48	97	1106
WALAWANADEE VIDYALAYA, PADALANGALA.	23	56	41	47	50	50	52	49	13	48	97	1106
KOLONNA MAHA VIDYALAYA, KOLONNA.	95	49	49	45	53	48	48	49	13	48	97	1106
MADAMPE VIJAYA MAHA VIDYALAYA, ATAKALANPANNA.	54	48	46	54	49	49	46	49	13	48	97	1106
HALMILLAKETIYA M.V., THUNKAMA.	64	50	48	47	47	47	51	48	17	56	113	1272
MADAMPE NO:2 TAMIL VIDYALAYA, RAKWANA.	32	51	51	46	42	45	53	48	17	56	113	1272
ASSALAM MAHA VIDYALAYA, RAKWANA.	34	46	47	54	47	46	42	47	19	63	128	1436
DEMUWATA MAHA VIDYALAYA, RAKWANA.	40	49	50	44	44	46	48	47	19	63	128	1436
KELLAGAMA SRI SUNANDA MAHA VIDYALAYA KOLONNA.	99	51	47	48	49	47	39	47	19	63	128	1436
OMALPE MAHA VIDYALAYA, OMALPE.	38	46	46	43	48	53	48	47	19	63	128	1436
KULARATHNA M.M.V., GODAKAWELA.	149	45	46	46	48	49	50	47	19	63	128	1436
AIGBURTH TAMIL VIDYALAYA, BULUTOTA.	23	54	50	45	37	40	48	46	24	77	152	1605

* School Candidates (1st attempt)

School Performance Indices – G.C.E (O/L) Examination – 2017 (New Syllabus)

(Schools with 20 or more candidates)

Province | SABARAGAMUWA
District | RATNAPURA
Edu. Zone | EMBILIPITIYA

School	No of Candidates*	Performance Indices of Subjects						School Performance Index	Rank of the School			
		Religion	First Language	English	Science	Mathematics	History		Edu. Zone	District	Province	Island
DORAPANE MAHA VIDYALAYA, OMALPE.	48	43	47	45	50	46	46	24	77	152	1605	
KAWANTHISSAPURA VIDYALAYA, EMBILIPITIYA.	42	39	40	42	56	53	46	24	77	152	1605	
BALAVINNA MAHA VIDYALAYA, GODAKAWELA.	36	43	42	42	48	48	45	27	86	174	1787	
NINDAGAMPELESSA V., EMBILIPITIYA.	20	49	42	37	47	46	45	27	86	174	1787	
BODHIMALUWA VIDYALAYA, KOLAMBAGEARA.	71	44	44	43	45	41	44	29	97	190	1987	
KOLAMBAGEARA MAHA VIDYALAYA, KOLAMBAGEARA.	136	44	42	41	44	47	44	29	97	190	1987	
SRI SARANANDA VID., KOLONNA.	47	45	45	40	46	45	44	29	97	190	1987	
MORAKETIYA MAHA VIDYALAYA, EMBILIPITIYA.	76	44	39	43	45	44	44	29	97	190	1987	
PANAWALA VIDYALAYA, ATAKALANPANNA.	23	36	37	57	44	50	44	29	97	190	1987	
RATNALOKA M.V., RAKWANA.	101	42	44	47	43	46	44	29	97	190	1987	
BUTHKANDA VIDYALAYA, BORALUWAGEAINA.	21	42	45	49	39	43	43	35	113	209	2173	
KUMBURUGAMUWA MAHA VIDYALAYA, GODAKAWELA.	47	44	47	37	41	42	43	35	113	209	2173	
MADUWANWELA JANAPADA M.V., KOLAMBAGEDARA.	20	42	42	43	44	44	43	35	113	209	2173	
MULENDIYAWALA VID., MULENDIYAWALA.	36	44	37	40	49	50	43	35	113	209	2173	
THERAPUTTA VIDYALAYA, EMBILIPITIYA.	24	48	45	39	39	46	43	35	113	209	2173	
BIBILEGAMA M.V., GODAKAWELA.	37	45	44	35	41	42	42	40	123	226	2346	
GODAWELA MAHA VIDYALAYA, OMALPE.	31	41	38	41	43	44	42	40	123	226	2346	
ITTAKANDA SINGHARAJA MAHA VIDYALAYA, ITTAKANDA.	25	50	47	36	36	39	42	40	123	226	2346	
PALLEBEDDA MAHA VIDYALAYA, PALLEBEDDA.	90	38	46	40	43	39	42	40	123	226	2346	
THUNKAMA MAHA VIDYALAYA, THUNKAMA.	38	44	38	41	44	40	41	44	138	245	2530	
KETAGALARA VIDYALAYA, EMBILIPITIYA.	20	40	45	41	37	39	40	45	145	260	2689	
KOSWETIYA VIDYALAYA, PALLEBEDDA.	25	44	42	33	38	41	40	45	145	260	2689	
HIRAMADAGAMA MAITHRIYA M.V., KAHAWATTA.	25	39	38	37	42	39	39	47	152	271	2808	
OPATHA NO 1 TAMIL VIDYALAYA, KAHAWATTA.	27	41	43	33	37	37	38	48	158	283	2903	

* School Candidates (1st attempt)

School Performance Indices – G.C.E (O/L) Examination – 2017 (New Syllabus)

(Schools with 20 or more candidates)

Province	SABARAGAMUWA
District	RATNAPURA
Edu. Zone	EMBILIPITIYA

School	No of Candidates*	Performance Indices of Subjects						School Performance Index	Rank of the School			
		Religion	First Language	English	Science	Mathematics	History		Edu. Zone	District	Province	Island
ULLINDUWAWA VIDYALAYA, ULLINDUWAWA.	20	39	41	36	39	37	35	38	48	158	283	2903
ALPITIYA SRI SIDDHARTHA MAHA VIDYALAYA, GODAKAWELA.	23	38	41	35	40	32	36	37	50	164	291	2995
GANGEYAYA V., EMBILIPITIYA.	31	35	33	42	34	41	35	37	50	164	291	2995
UDAWALAWA MAHA VIDYALAYA, UDAWALAWA.	92	35	34	35	36	37	36	36	52	167	299	3083
WALALGODA VIDYALAYA, PANAMURA.	25	37	34	32	31	40	35	35	53	172	305	3160
Total	3369											

* School Candidates (1st attempt)

School Performance Indices – G.C.E (O/L) Examination – 2017 (New Syllabus)

(Schools with 20 or more candidates)

Province	SABARAGAMUWA
District	KEGALLE
Edu. Zone	KEGALLE

School	No of Candidates*	Performance Indices of Subjects						School Performance Index	Rank of the School			
		Religion	First Language	English	Science	Mathematics	History		Edu. Zone	District	Province	Island
ST. JOSEPH'S BALIKA MAHA VIDYALAYA, KEGALLE.	359	75	77	76	73	74	73	75	1	2	2	19
KEGALLE BALIKA M.V., KEGALLE.	269	67	70	69	69	68	67	68	2	3	8	82
KEGALLE M.V., KEGALLE.	241	61	61	72	71	66	65	66	3	5	11	109
ST.MARY'S MAHA VIDYALAYA, KEGALLE.	225	58	61	64	69	65	63	63	4	6	14	168
DUDLEY SENANAYAKA MADHYA MAHA VIDYALAYA, THOLANGAMUWA.	241	59	59	62	63	63	60	61	5	7	17	208
SWARNA JAYANTHI M.V., KEGALLE.	297	56	58	61	61	59	57	59	6	10	21	268
MAHENA KANISHTA VIDYALAYA, WARAKAPOLA.	25	59	52	55	59	54	59	56	7	13	29	383
BOYAGAMA MAHA VIDYALAYA, GALIGAMUWA TOWN.	26	57	55	53	50	58	56	55	8	17	34	441
NANGALLA MUSLIM VIDYALAYA, THULHIRIYA.	28	55	56	57	50	53	51	54	9	20	38	503
RANWALA MAHANAGA M.V., KEGALLE.	161	53	53	54	55	56	51	54	9	20	38	503
BAMUNUGAMA MALIYADEWA KANISHTA VIDYALAYA, DEWALEGAMA.	78	51	49	56	55	53	51	53	11	25	45	586
HETTEMULLA NEW K. VIDYALAYA, HETTEMULLA.	124	53	58	53	52	52	50	53	11	25	45	586
ALAPALAWALA MAHA VIDYALAYA, WATHURA.	26	55	62	47	49	50	50	52	13	29	55	690
BANDARANAYAKE M.V., HETTIMULLA.	274	50	52	53	55	52	52	52	13	29	55	690
GETIYAMULLA GAMINI ABHAYA M.V., ALAWATURA.	53	49	51	55	51	55	52	52	13	29	55	690
GALIGAMUWA MADHYA MAHA VIDYALAYA, GALIGAMUWA TOWN.	87	49	53	49	51	52	53	51	16	38	68	809
PANAKAWA MAHA VIDYALAYA, KEGALLE.	27	52	52	49	48	49	53	51	16	38	68	809
DHARMASIRI SENANAYAKA MAHA VIDYALAYA, THULHIRIYA.	141	46	49	52	51	53	52	51	16	38	68	809
NIWATUWA MAHA VIDYALAYA, WARAKAPOLA.	29	52	52	39	51	51	52	50	19	43	80	943
PINDENIYA VIDYA CHACKRAWARTHI M.M.V., ATALA.	134	53	47	49	49	51	52	50	19	43	80	943
PUWAKDENIYA KANISHTA VIDYALAYA, KEGALLE.	32	44	48	53	52	47	48	49	21	50	97	1106
HAKAHINNA MAHA VIDYALAYA, HAKAHINNA.	44	49	47	47	49	47	54	49	21	50	97	1106
HUMGAMPOLA MAHA VIDYALAYA, MORONTHOTA.	24	48	50	48	49	44	51	48	23	58	113	1272
WALAGAMA M.V., DEWALEGAMA.	73	46	46	48	50	51	46	48	23	58	113	1272

* School Candidates (1st attempt)

School Performance Indices – G.C.E (O/L) Examination – 2017 (New Syllabus)

(Schools with 20 or more candidates)

Province | SABARAGAMUWA
District | KEGALLE
Edu. Zone | KEGALLE

School	No of Candidates*	Performance Indices of Subjects						School Performance Index	Rank of the School			
		Religion	First Language	English	Science	Mathematics	History		Edu. Zone	District	Province	Island
DHARMAPALA KANISHTA VIDYALAYA, KEGALLE.	20	44	48	53	47	42	46	47	25	66	128	1436
DORAWAKA SIRINIWASA MAHA VIDYALAYA, DORAWAKA.	56	45	49	42	46	48	49	47	25	66	128	1436
WALAGAMBA KANISHTA VIDYALAYA, KEGALLE.	45	44	45	49	53	45	48	47	25	66	128	1436
ALGAMA M.M.V., ALGAMA.	121	45	48	47	49	45	50	47	25	66	128	1436
BABUL HASSAN C.C.V., WARAKAPOLA.	69	50	43	51	44	43	43	46	29	76	152	1605
KOBBEWALA KEERTHIRATNA MAHA VIDYALAYA, GALIGAMUWA TOWN.	55	43	47	42	50	49	45	46	29	76	152	1605
MAINNOLUWA MAHA VIDYALAYA, WARAKAPOLA.	76	42	49	45	44	49	48	46	29	76	152	1605
MORADANA MAHA VIDYALAYA, UNDUGODA.	34	46	48	44	44	45	48	46	29	76	152	1605
WARAKAPOLA GAMINI MAHA VIDYALAYA, WARAKAPOLA.	36	42	44	42	49	48	48	46	29	76	152	1605
DEDIGAMA PERAKUMBA M.V., DEDIGAMA.	169	43	43	45	47	46	48	45	34	89	174	1787
MABOPITIYA M.V., UNDUGODA.	44	44	44	41	47	49	45	45	34	89	174	1787
ST. MARY'S TAMIL MAHA VIDYALAYA, KEGALLE.	36	42	42	52	41	54	35	44	36	94	190	1987
AMBEPUSSA MAHA VIDYALAYA WARAKAPOLA.	72	40	42	44	42	45	45	43	37	97	209	2173
SENANAYAKA MAHA VIDYALAYA, MAHAPALLEGAMA.	63	43	46	39	45	42	45	43	37	97	209	2173
ARANDARA KANISHTA VIDYALAYA, ATALA.	29	42	47	36	43	41	44	42	39	104	226	2346
KIVULDENIYA MAHANAGA M.VIDYALAYA, GALAPITAMADA.	42	36	40	38	45	46	46	42	39	104	226	2346
BELIGALA BODHIRAJA MAHA VIDYALAYA, BELIGALA.	40	37	42	39	42	48	38	41	41	108	245	2530
ATUGODA SRI SUMANGALA MAHA VIDYALAYA, DAMUNUPOLA.	27	39	40	37	36	41	39	39	42	120	271	2808
DEEWELA MAHA VIDYALAYA, PALLEGAMA.	21	39	40	34	39	42	41	39	42	120	271	2808
AMPE MODEL SCHOOL, KOTIYAKUMBURA.	28	39	38	37	38	35	38	38	44	126	283	2903
GODAWELA PRAGNANANDA MAHA VIDYALAYA, DANOWITA.	21	35	31	42	32	35	31	34	45	135	309	3237
VIDYAPRAKASHA VIDYAYATHANAYA, WARAKAPOLA.	36	29	29	41	31	36	35	34	45	135	309	3237
KANANGAMUWA RAJASINGHA MAHA VIDYALAYA, UNDUGODA.	22	33	36	31	32	32	31	33	47	137	312	3287
Total	4180											

* School Candidates (1st attempt)

School Performance Indices – G.C.E (O/L) Examination – 2017 (New Syllabus)

(Schools with 20 or more candidates)

Province | SABARAGAMUWA
 District | KEGALLE
 Edu. Zone | MAWANELLA

School	No of Candidates*	Performance Indices of Subjects						School Performance Index	Rank of the School			
		Religion	First Language	English	Science	Mathematics	History		Edu. Zone	District	Province	Island
PINNAWALA M.M.V., RAMBUKKANA.	208	76	75	78	80	81	74	77	1	1	1	12
KOTTEGODA MUSLIM KANISHTA VIDYALAYA, HEMMATAGAMA.	26	60	58	47	64	60	73	60	2	9	19	239
ZAHIRA M.M.V., MAWANELLA.	236	60	56	65	59	55	58	59	3	10	21	268
BADHURIYA MUSLIM CENTRAL COLLEGE, MAWANELLA.	233	60	55	64	59	53	57	58	4	12	24	298
AL ASHAR MUSLIM MAHA VIDYALAYA, HEMMATAGAMA.	125	60	55	59	53	50	61	56	5	13	29	383
MAURAPADA MADHYA MAHA VIDYALAYA, MAWANELLA.	266	51	57	56	56	57	55	55	6	17	34	441
BEDDEWELA MAHA VIDYALAYA, MAKEHELWALA.	55	57	55	54	53	55	52	54	7	20	38	503
MUWAPITIYA MAHA VIDYALAYA, RAMBUKKANA.	33	57	56	43	55	55	55	54	7	20	38	503
TALGASPITIYA MUSLIM VIDYALAYA, ARANAYAKA.	44	58	51	53	53	53	48	53	9	25	45	586
MOLAGODA JAYAPALA M.V., MOLAGODA.	61	50	56	56	55	52	50	53	9	25	45	586
RIVISANDA M.M.V., USSAPITIYA.	256	50	52	52	53	55	50	52	11	29	55	690
SUJATHA KANISHTA VIDYALAYA, RAMBUKKANA.	249	51	51	51	51	53	52	52	11	29	55	690
NOORANIYA MUSLIM MAHA VIDYALAYA, DEWANAGALA.	61	55	53	56	49	47	48	51	13	38	68	809
AMBULUGALA MAHA VIDYALAYA, MAWANELLA.	41	51	48	48	51	52	48	50	14	43	80	943
PARAKKRAMA MAHA VIDYALAYA, RAMBUKKANA.	143	51	49	49	49	53	50	50	14	43	80	943
BALAWATHGAMA MAHA VIDYALAYA, DEWANAGALA.	72	50	49	51	46	49	51	49	16	50	97	1106
KAHAWANDALA KANISHTA VIDYALAYA, UDAMULLA.	24	46	50	44	48	52	51	49	16	50	97	1106
RANDIWALA MAHA VIDYALAYA, MAWANELLA.	30	46	48	43	55	43	57	49	16	50	97	1106
BEMINIWATTA MAHA VIDYALAYA, MAWANELLA.	55	43	51	48	48	53	44	48	19	58	113	1272
DIPPITIYA MUSLIM M.V., ARANAYAKA.	44	53	46	57	41	42	47	48	19	58	113	1272
MEDERIGAMA MAHA VIDYALAYA, HINGULA.	78	50	48	49	46	49	46	48	19	58	113	1272
MEEDUMA SRI SUMANGALA VIDYALAYA, RAMBUKKANA.	24	46	49	45	46	51	50	48	19	58	113	1272
GANETENNA MAHA VIDYALAYA, HINGULA.	49	46	48	43	49	47	48	47	23	66	128	1436
NAGARAGIRI MAHA VIDYALAYA, HEMMATAGAMA.	141	48	48	42	49	48	49	47	23	66	128	1436

* School Candidates (1st attempt)

School Performance Indices – G.C.E (O/L) Examination – 2017 (New Syllabus)

(Schools with 20 or more candidates)

Province | SABARAGAMUWA
 District | KEGALLE
 Edu. Zone | MAWANELLA

School	No of Candidates*	Performance Indices of Subjects						School Performance Index	Rank of the School			
		Religion	First Language	English	Science	Mathematics	History		Edu. Zone	District	Province	Island
UDAMAKADAWARA KANISHTA VIDYALAYA, HINGULA.	20	49	46	45	51	47	41	47	23	66	128	1436
DANAGAMA MUSLIM V., MAWANELLA.	29	52	44	51	45	43	42	46	26	76	152	1605
DUNUKEWALA MAHA VIDYALAYA, HIRIWADUNNA.	20	41	48	46	48	44	50	46	26	76	152	1605
MAWA/HIRIWADUNNA MAHA VIDYALAYA, HIRIWADUNNA.	74	45	46	43	45	53	43	46	26	76	152	1605
PARAPE MAHA VIDYALAYA, RAMBUKKANA.	24	49	45	42	44	48	47	46	26	76	152	1605
SRI SUMANGALA KANISHTA VIDYALAYA, USSAPITIYA.	95	48	48	44	44	49	44	46	26	76	152	1605
WEGANTALE MAHA VIDYALAYA, MAWANELLA.	26	40	50	39	48	49	52	46	26	76	152	1605
DIPPITIYA RAJAGIRI MAHA VIDYALAYA, ARANAYAKA.	153	41	44	45	42	48	43	44	32	94	190	1987
KEHELWATTA MAHA VIDYALAYA, WATURA.	32	43	45	44	50	41	43	44	32	94	190	1987
DARUL ULUM MAHA VIDYALAYA, RAMBUKKANA.	32	49	40	45	37	42	44	43	34	97	209	2173
HATHGAMPALA MAHA VIDYALAYA, ARANAYAKA.	36	40	49	43	42	40	43	43	34	97	209	2173
VIDYADEEPA MAHA VIDYALAYA , MAWANELLA.	37	42	45	43	42	47	38	43	34	97	209	2173
ASOKA MAHA VIDYALAYA, RAMBUKKANA.	67	40	45	39	41	43	44	42	37	104	226	2346
USSAPITIYA BODHIRAJA KANISHTA VIDYALAYA, USSAPITIYA.	36	37	43	36	40	40	35	39	38	120	271	2808
HEWADIWELA M.V., HEWADIWELA.	28	39	36	41	39	35	41	39	38	120	271	2808
GALATARA UDUWEWELA M.V., GALATARA.	34	35	40	36	34	41	37	37	40	128	291	2995
Total	3297											

* School Candidates (1st attempt)

School Performance Indices – G.C.E (O/L) Examination – 2017 (New Syllabus)

(Schools with 20 or more candidates)

Province | SABARAGAMUWA
 District | KEGALLE
 Edu. Zone | DEHIOWITA

School	No of Candidates*	Performance Indices of Subjects						School Performance Index	Rank of the School			
		Religion	First Language	English	Science	Mathematics	History		Edu. Zone	District	Province	Island
RAJASINGHE M.M.V., RUWANWELLA.	238	67	66	66	69	68	69	68	1	3	8	82
AL-AKEEL MUSLIM M.V., KOTIYAKUMBURA.	28	65	56	68	63	57	56	61	2	7	17	208
KABULUMULLA MAHA VIDYALAYA, RUWANWELLA.	22	53	56	54	59	55	57	56	3	13	29	383
SULAIMANIYA C.C.V., KANNANTOTA.	84	59	58	58	54	50	55	56	3	13	29	383
SIRISAMAN M.M.V. DERANIYAGALA.	167	56	55	53	53	55	56	55	5	17	34	441
NAPAWALA MUSLIM MAHA VIDYALAYA, AVISSAWELLA.	28	51	57	56	55	53	53	54	6	20	38	503
RUWANWELLA RAJAKEEYA VIDYALAYA, RUWANWELLA.	145	50	54	51	50	52	54	52	7	29	55	690
SIRIWARDHANA MAHA VIDYALAYA, YATIYANTOTA.	113	50	53	49	51	52	55	52	7	29	55	690
SRI SEELANANDA MAHA VIDYALAYA, BULATHKOHUPITIYA.	94	46	51	52	54	54	52	52	7	29	55	690
TALDUWA MUSLIM MAHA VIDYALAYA, AVISSAWELLA.	37	52	53	55	47	47	55	52	7	29	55	690
WALAGAMBA M.V., GALAPITAMADA.	79	49	49	52	53	49	54	51	11	38	68	809
DEHI/SRI GANESHA TAMIL MAHA VIDYALAYA, BULATHKOHUPITIYA.	21	56	54	50	41	45	51	50	12	43	80	943
THUNBAGE M.V., VIA KEGALLE.	40	48	48	46	52	50	53	50	12	43	80	943
DR.N.M. PERERA MADHYA MAHA VIDYALAYA, YATIYANTOTA.	135	50	51	49	50	51	51	50	12	43	80	943
DEHIOWITA NATIONAL SCHOOL, DEHIOWITA.	158	47	50	47	46	52	52	49	15	50	97	1106
IMBULANA SRI SENA M.V., RUWANWELLA.	67	48	48	48	51	51	50	49	15	50	97	1106
MATTAMAGODA RATHNAWALI M.V., KANNANTOTA.	65	51	53	45	50	50	47	49	15	50	97	1106
NEWSMEER UPPER SCHOOL, UNDUGODA.	27	52	54	45	44	45	50	48	18	58	113	1272
TALDUWA BAUDDHA MAHA VIDYALAYA, AVISSAWELLA.	74	50	45	49	46	48	48	48	18	58	113	1272
DEHIOWITA TAMIL MAHA VIDYALAYA, DEHIOWITA.	53	44	52	45	45	49	49	47	20	66	128	1436
PANNALA MAHA VIDYALAYA, AMPAGALA.	88	43	46	44	52	46	51	47	20	66	128	1436
KALYANI M.V., KITULGALA.	72	51	51	39	50	44	44	47	20	66	128	1436
SARASWADHI VIDYALAYA MIYANAWITA	22	43	43	50	48	47	45	46	23	76	152	1605
WAHARAKA M.V., WAHARAKA.	72	47	47	42	44	49	44	46	23	76	152	1605

* School Candidates (1st attempt)

School Performance Indices – G.C.E (O/L) Examination – 2017 (New Syllabus)

(Schools with 20 or more candidates)

Province | SABARAGAMUWA
 District | KEGALLE
 Edu. Zone | DEHIOWITA

School	No of Candidates*	Performance Indices of Subjects						School Performance Index	Rank of the School			
		Religion	First Language	English	Science	Mathematics	History		Edu. Zone	District	Province	Island
MALALPOLA MAHA VIDYALAYA, MALALPOLA.	23	49	49	43	43	45	42	45	25	89	174	1787
KALEIVANI VIDYALAYA, RUWANWELLA.	30	49	46	48	42	40	42	45	25	89	174	1787
SRI KATHIRESAN TAMIL MAHA VIDYALAYA, DERANIYAGALA.	72	45	47	44	41	50	42	45	25	89	174	1787
GARAGODA MUSLIM M.V., YATIYANTOTA.	27	41	43	47	47	39	40	43	28	97	209	2173
GURUGALLA KANISHTA VIDYALAYA, AVISSAWELLA.	47	45	42	40	46	43	44	43	28	97	209	2173
KOSGAHAKANDA M.V., DERANIYAGALA.	22	38	47	35	45	44	45	42	30	104	226	2346
AMITHIRIGALA MAHA VIDYALAYA, AMITIRIGALA.	41	41	38	41	40	39	45	41	31	108	245	2530
BASNAGALA MAHA VIDYALAYA, NOORIYA.	40	44	43	29	39	44	44	41	31	108	245	2530
BATUWITA MAHA VIDYALAYA, RUWANWELLA.	26	47	35	38	40	43	41	41	31	108	245	2530
DEHI/DARA/ MUHANDIRAM VIDYALAYA, DERANIYAGALA.	75	43	40	39	40	40	43	41	31	108	245	2530
KAHANAWITA KANISHTA VIDYALAYA, DEHIOWITA.	24	47	41	45	41	34	38	41	31	108	245	2530
KARAWANELLA SRI WICKRAMA KANISHTA VIDYALAYA, RUWANWELLA.	21	39	45	40	38	38	47	41	31	108	245	2530
ST. MARY'S TAMIL M.V., YATIYANTOTA.	113	43	44	41	35	43	38	41	31	108	245	2530
ANHETTIGAMA MAHA VIDYALAYA, ANHETTIGAMA.	20	44	42	32	40	41	41	40	38	116	260	2689
MANIYAMGAMA MAHA VIDYALAYA, AVISSAWELLA.	39	37	40	41	42	41	39	40	38	116	260	2689
RANJAN WIJERATNE M.V., EHELIYAGODA.	31	40	40	36	41	37	47	40	38	116	260	2689
SUSILODAYA PIRIVENA, DEHIOWITA.	21	45	48	32	39	37	36	40	38	116	260	2689
GONAGALA MAHA VIDYALAYA, RUWANWELLA.	27	39	37	36	36	41	47	39	42	120	271	2808
URUMEEWALA VIDYALAYA, BULATHKOHUPITIYA.	20	41	42	31	40	42	39	39	42	120	271	2808
POONUGALA TAMIL VIDYALAYA, YATIYANTOTA.	22	47	43	27	24	43	44	38	44	126	283	2903
ATULUGAMA MAYADUNNA MAHA VIDYALAYA, DEHIOVITA.	33	35	39	36	34	35	41	37	45	128	291	2995
EDERAPOLLA TAMIL VIDYALAYA, BULATHKOHUPITIYA.	24	43	40	34	34	39	33	37	45	128	291	2995
WELIHELATENNA JUNIOR SECONDARY SCHOOL, YATIYANTOTA.	23	41	42	30	35	34	40	37	45	128	291	2995
IDDAMALLENA M.V., GODAGAMPOLA.	20	40	39	27	42	38	37	37	45	128	291	2995

* School Candidates (1st attempt)

School Performance Indices – G.C.E (O/L) Examination – 2017 (New Syllabus)

(Schools with 20 or more candidates)

Province | SABARAGAMUWA
 District | KEGALLE
 Edu. Zone | DEHIOWITA

School	No of Candidates*	Performance Indices of Subjects						School Performance Index	Rank of the School			
		Religion	First Language	English	Science	Mathematics	History		Edu. Zone	District	Province	Island
SAPUMALKANDE TAMIL MAHA VIDYALAYA, DERANIYAGALA.	36	36	48	32	32	36	34	36	49	133	299	3083
INGIRIYAWATTA MAHA VIDYALAYA, THELIGAMA.	22	39	38	34	32	36	33	35	50	134	305	3160
UDABAGE TAMIL VIDYALAYA, BORALANKADA,	23	30	31	31	21	24	38	29	51	138	317	3390
WAHAKULA KANISHTA VIDYALAYA, WAHAKULA.	21	26	30	30	29	29	32	29	51	138	317	3390
Total	2872											

* School Candidates (1st attempt)

